



US00D640270S

(12) **United States Design Patent**
Barnett et al.

(10) **Patent No.:** **US D640,270 S**
(45) **Date of Patent:** **** Jun. 21, 2011**

(54) **DISPLAY SCREEN WITH USER INTERFACE**
(75) Inventors: **Don Barnett**, Monroe, WA (US); **Jeffrey C. Fong**, Seattle, WA (US)
(73) Assignee: **Microsoft Corporation**, Redmond, WA (US)
(**) Term: **14 Years**

D611,056	S	*	3/2010	Langlois et al.	D14/486
D617,804	S	*	6/2010	Hirsch	D14/485
D621,845	S	*	8/2010	Anzures et al.	D14/486
D621,849	S	*	8/2010	Anzures et al.	D14/488
D624,927	S	*	10/2010	Allen et al.	D14/486
D625,315	S	*	10/2010	Jewitt et al.	D14/485
D628,206	S	*	11/2010	Lemay	D14/486
D631,889	S	*	2/2011	Vance et al.	D14/486
D631,891	S	*	2/2011	Vance et al.	D14/487
2008/0168395	A1	*	7/2008	Ording et al.	715/833

(21) Appl. No.: **29/364,501**
(22) Filed: **Jun. 24, 2010**
(51) **LOC (9) Cl.** **32-00**
(52) **U.S. Cl.** **D14/487**
(58) **Field of Classification Search** D14/485-495;
715/700-867
See application file for complete search history.

OTHER PUBLICATIONS

iPhone camera user interface, Apple Corporation, date unknown but prior to filing.

* cited by examiner

Primary Examiner — Cathron Brooks
Assistant Examiner — Deanna Fluegeman
(74) *Attorney, Agent, or Firm* — Banner & Witcoff, Ltd.

(56) **References Cited**

U.S. PATENT DOCUMENTS


6,331,866	B1	*	12/2001	Eisenberg	715/784
D469,444	S	*	1/2003	Ording et al.	D14/487
D506,208	S	*	6/2005	Jewitt et al.	D14/487
D521,019	S	*	5/2006	Ording	D14/489
D541,293	S	*	4/2007	Harvey et al.	D14/488
D594,019	S	*	6/2009	Ball et al.	D14/486
7,580,731	B2	*	8/2009	Kim et al.	455/566
D601,156	S	*	9/2009	Motohashi	D14/486
D601,157	S	*	9/2009	Motohashi	D14/486
D603,418	S	*	11/2009	Magnani et al.	D14/486
D604,311	S	*	11/2009	Franz et al.	D14/486
D604,740	S	*	11/2009	Matheny et al.	D14/486
D608,368	S	*	1/2010	Bamford	D14/486
D610,159	S	*	2/2010	Matheny et al.	D14/486

(57) **CLAIM**
The ornamental design for a display screen with user interface, as shown and described.

DESCRIPTION

FIG. 1 is a front view of a display screen with user interface showing our new design; and,
FIG. 2 is a front view of display screen with user interface of FIG. 1 shown on a device.
The broken line showing of the remainder of the display screen in FIGS. 1-2, and the device in FIG. 2 illustrates unclaimed environment and forms no part of the claimed design.

1 Claim, 2 Drawing Sheets






FIG. 1




FIG. 2