



US00D640263S

(12) **United States Design Patent**  
**Huang**

(10) **Patent No.:** **US D640,263 S**  
(45) **Date of Patent:** **\*\* Jun. 21, 2011**

(54) **USB MEMORY STICK**

(75) Inventor: **Joseph Huang**, Taoyuan (TW)

(73) Assignee: **Ho E Screw & Hardware Co., Ltd.**,  
Lu-Chu, Taoyuan (TW)

(\*\*) Term: **14 Years**

(21) Appl. No.: **29/368,300**

(22) Filed: **Aug. 21, 2010**

(51) **LOC (9) Cl.** ..... **14-02**

(52) **U.S. Cl.** ..... **D14/480.3**; D14/208

(58) **Field of Classification Search** ..... D14/411,  
D14/433, 435.1, 436, 480.1–480.7, 484.1,  
D14/137, 155, 203.1–203.8, 240; D3/201,  
D3/273, 207, 208; D13/107, 108, 133, 154,  
D13/184; 710/300, 301; 439/131, 135–147;  
361/379.31, 679.33, 679.4, 752; 711/100,  
711/115

See application file for complete search history.

(56) **References Cited**

**U.S. PATENT DOCUMENTS**

|              |      |         |             |       |            |
|--------------|------|---------|-------------|-------|------------|
| D176,477     | S *  | 12/1955 | Oldak       | ..... | D3/207     |
| 2,896,290    | A *  | 7/1959  | Salm et al. | ..... | 24/600.4   |
| 4,164,132    | A *  | 8/1979  | Loman       | ..... | 70/456 R   |
| D309,525     | S *  | 7/1990  | Grossiord   | ..... | D3/207     |
| D394,346     | S *  | 5/1998  | MacDonald   | ..... | D3/207     |
| D511,519     | S *  | 11/2005 | Bone et al. | ..... | D14/480.1  |
| D513,000     | S *  | 12/2005 | Cohen       | ..... | D14/480.3  |
| D513,005     | S *  | 12/2005 | Kobayakawa  | ..... | D14/480.1  |
| D524,038     | S *  | 7/2006  | Leung       | ..... | D3/208     |
| 7,172,460    | B2 * | 2/2007  | Zhao et al. | ..... | 439/607.56 |
| D537,819     | S *  | 3/2007  | Zhao et al. | ..... | D14/480.1  |
| 7,297,024    | B2 * | 11/2007 | Ni et al.   | ..... | 439/607.23 |
| D562,818     | S *  | 2/2008  | Chen        | ..... | D14/385    |
| 7,794,246    | B2 * | 9/2010  | Cheng       | ..... | 439/138    |
| 2005/0277316 | A1 * | 12/2005 | Cohen       | ..... | 439/135    |

|              |      |         |             |       |            |
|--------------|------|---------|-------------|-------|------------|
| 2007/0293088 | A1 * | 12/2007 | Hiew et al. | ..... | 439/610    |
| 2010/0290181 | A1 * | 11/2010 | Huang       | ..... | 361/679.32 |
| 2010/0321878 | A1 * | 12/2010 | Huang       | ..... | 361/679.31 |

**OTHER PUBLICATIONS**

10 Stupid And/Or Cool USB Flash Drives : EveryJoe—Sports News—Tech Reviews—Entertainment—Life Tips for EveryJoe, [online] posted on May 5, 2009 [retrieved on Nov. 2, 2011]. Retrieved from the Internet <URL: <http://www.everyjoe.com/articles/10-stupid-andor-cool-usb-flash-drives/>>.\*

Eric Beare Associates Ltd., USB Flash Memory Stick [online], [retrieved on Dec. 14, 2006]. Retrieved from the Internet <URL: [http://www.ericbeare.com/public/Theme19/Large\\_Window.asp?page=1&ProductID=A%2D0160](http://www.ericbeare.com/public/Theme19/Large_Window.asp?page=1&ProductID=A%2D0160)>.\*

techPowerUp :: A-DATA S805 Flash Drive Review, [online] Jul. 14, 2009 [retrieved on Aug. 7, 2009]. Retrieved from the Internet <URL:[http://www.techpowerup.com/reviews/AData/S805\\_Flash\\_Drive/](http://www.techpowerup.com/reviews/AData/S805_Flash_Drive/)>.\*

\* cited by examiner

*Primary Examiner* — Cathron C. Brooks

*Assistant Examiner* — Karen E Kearney

(74) *Attorney, Agent, or Firm* — Guice Patents PLLC

(57) **CLAIM**

The ornamental design for an USB memory stick, as shown and described.

**DESCRIPTION**

FIG. 1 is a perspective view of an USB memory stick showing my new design;

FIG. 2 is a front view thereof;

FIG. 3 is a rear view thereof;

FIG. 4 is a left side view thereof;


FIG. 5 is a right side view thereof;

FIG. 6 is a top view thereof;

FIG. 7 is a bottom view thereof; and,

FIG. 8 is a perspective view thereof, showing the latching axle in an open position.

**1 Claim, 5 Drawing Sheets**






FIG. 1




FIG. 2

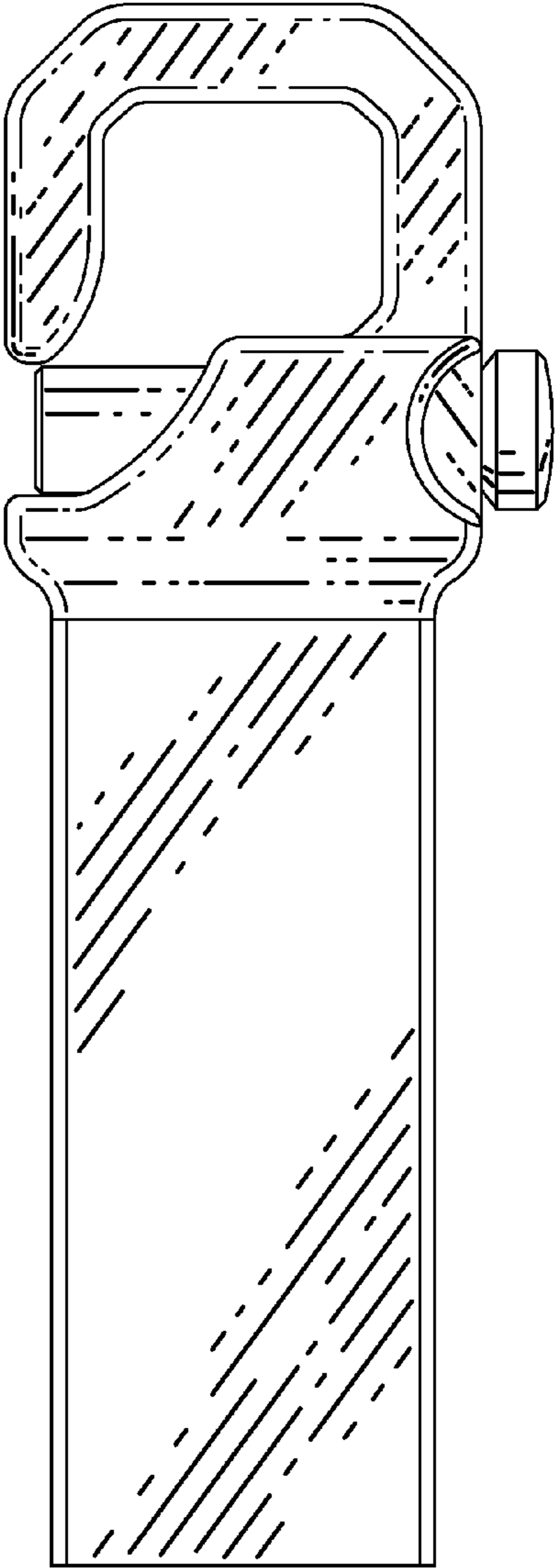


FIG. 3

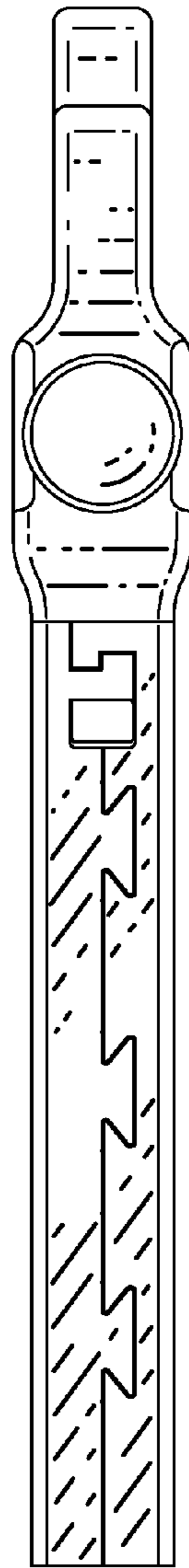


FIG. 4

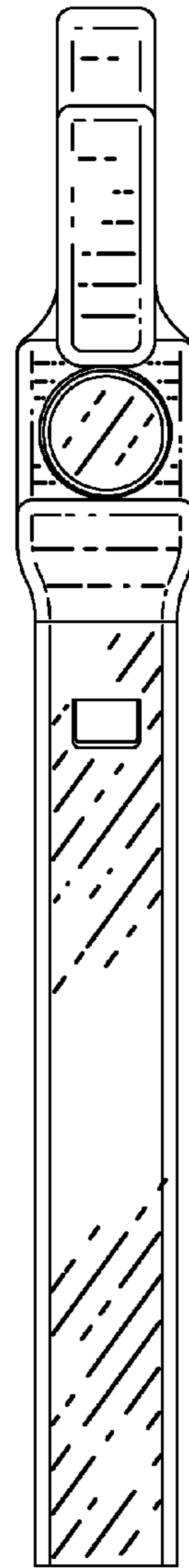


FIG. 5

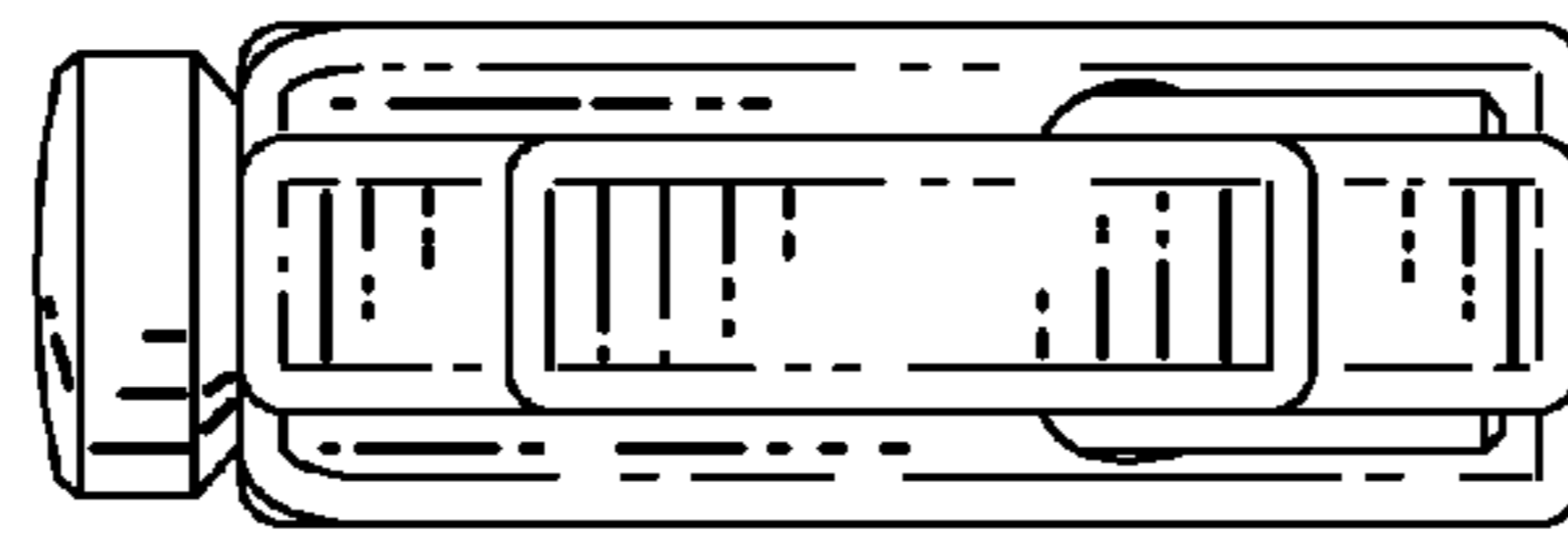


FIG. 6

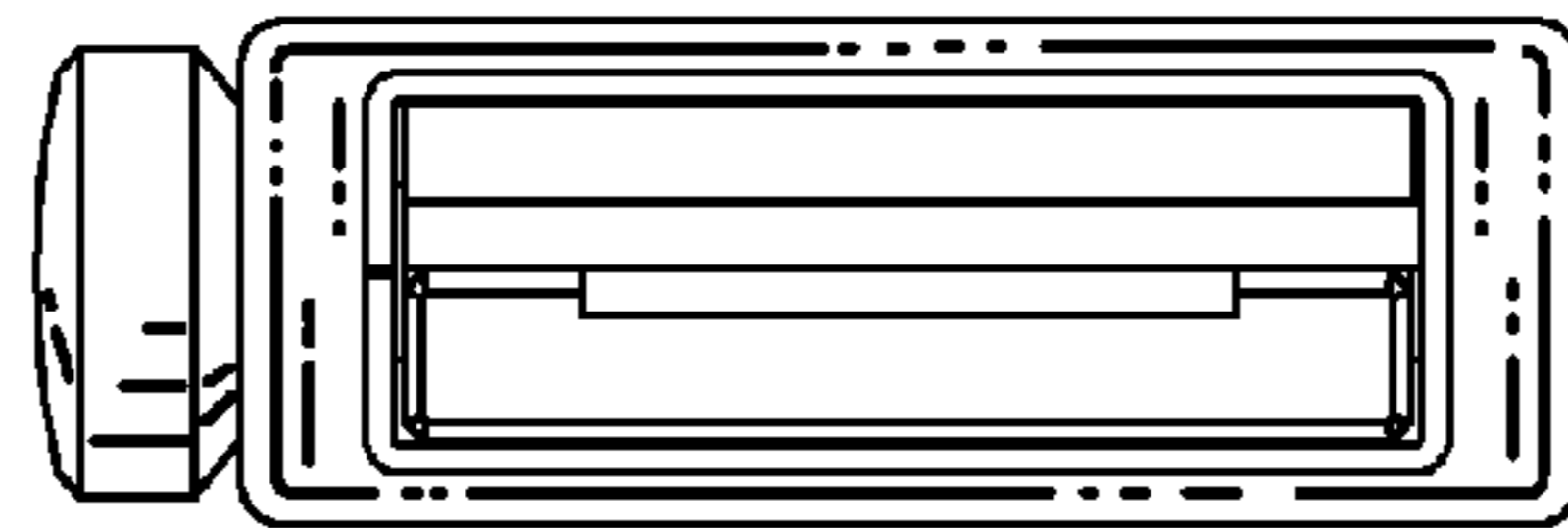


FIG. 7




FIG. 8