



US00D640262S

(12) **United States Design Patent**
Wood et al.

(10) **Patent No.:** **US D640,262 S**
(45) **Date of Patent:** **** Jun. 21, 2011**

(54) **HANDHELD ELECTRONIC DEVICE**

(56)

References Cited

(75) Inventors: **Todd Andrew Wood**, Guelph (CA);
Archer Chi Kwong Wun, Maple (CA);
Roman Peter Rak, Waterloo (CA)

(73) Assignee: **Research In Motion Limited**, Waterloo,
Ontario (CA)

(**) Term: **14 Years**

(21) Appl. No.: **29/377,615**

(22) Filed: **Oct. 22, 2010**

U.S. PATENT DOCUMENTS

D537,082	S	*	2/2007	Griffin	D14/455
D550,679	S	*	9/2007	Griffin et al.	D14/455
D554,612	S	*	11/2007	Wang	D14/138 AA
D555,648	S	*	11/2007	Griffin	D14/346
D562,332	S	*	2/2008	Rak et al.	D14/455
D597,511	S	*	8/2009	Park	D14/138 AA
D600,692	S	*	9/2009	Leung et al.	D14/346
D603,413	S	*	11/2009	Ferrari et al.	D14/455
D618,235	S	*	6/2010	Rak et al.	D14/346
D618,236	S	*	6/2010	Ferrari et al.	D14/346
D620,944	S	*	8/2010	Pegg et al.	D14/455
D624,537	S	*	9/2010	Wood et al.	D14/346
D627,781	S	*	11/2010	Wood et al.	D14/346
2008/0074395	A1	*	3/2008	Rak	345/168

* cited by examiner

Related U.S. Application Data

(63) Continuation of application No. 29/353,906, filed on
Jan. 15, 2010, now Pat. No. Des. 627,781.

(51) **LOC (9) Cl.** **14-02**

(52) **U.S. Cl.** **D14/455**

(58) **Field of Classification Search** D14/341,
D14/342, 343, 344, 345, 346, 347, 426, 427,
D14/428, 430, 431, 496, 125, 126, 129, 130,
D14/137, 203.1, 203.3, 203.4, 203.5, 203.6,
D14/203.7, 138 R, 138 AA, 138 AB, 138 AC,
D14/138 C, 138 AD, 138 G, 454, 455, 456,
D14/247; D21/324, 329, 330, 331, 333;
D18/7; D10/65; 455/556.1, 556.2, 575.4,
455/575.1; 345/901; 361/679.55, 679.56;
348/552; 379/428.01, 433.04, 433.12, 908,
379/910, 916

See application file for complete search history.

Primary Examiner — Angela Lee

(57)

CLAIM

We claim the ornamental design for a handheld electronic
device, as shown and described.

DESCRIPTION

FIG. 1 is a front perspective view of a handheld electronic
device;

FIG. 2 is a front elevational view thereof;

FIG. 3 is a right elevational view thereof;

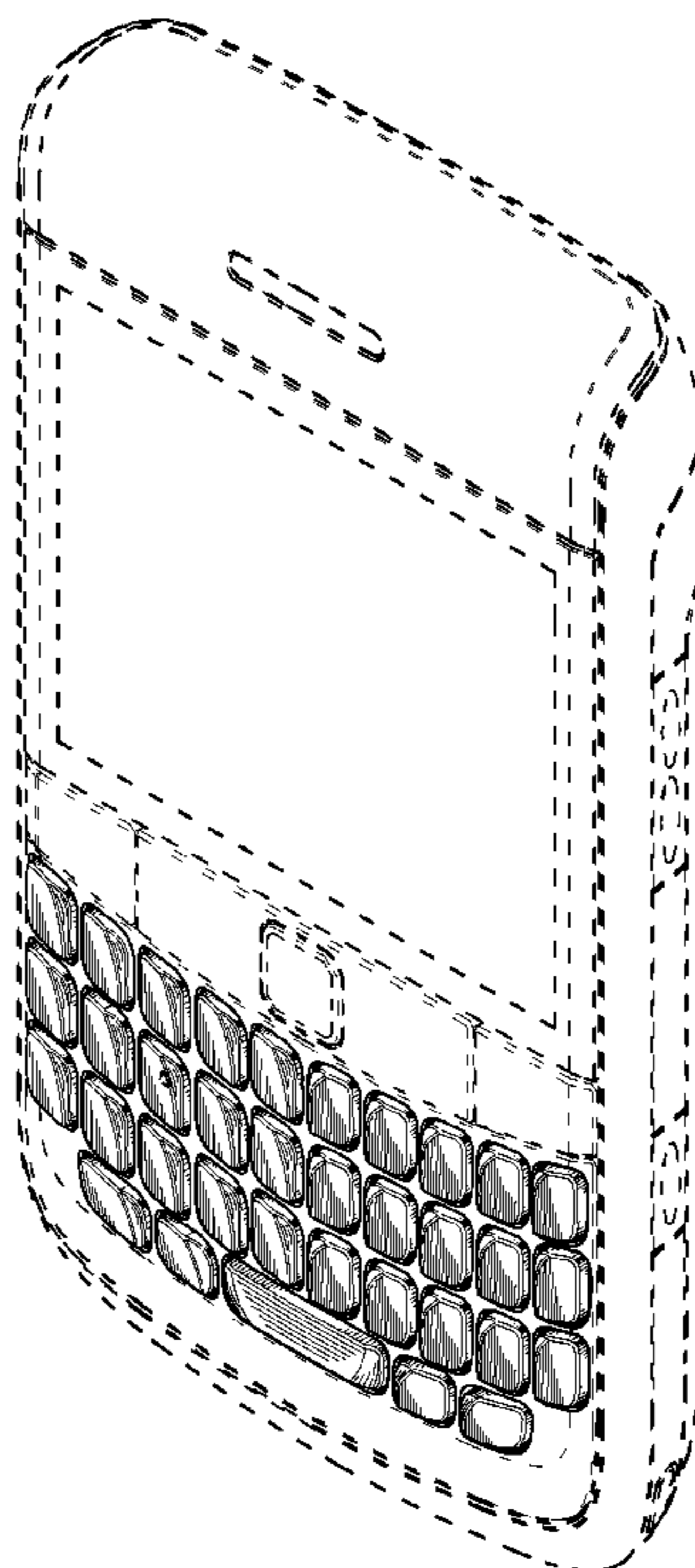
FIG. 4 is a left elevational view thereof;

FIG. 5 is a top plan view thereof; and,

FIG. 6 is a bottom plan view thereof.

The broken lines shown in the drawings of the handheld
electronic device are for the purpose of illustrating portions of
the article and form no part of the claimed design.

1 Claim, 4 Drawing Sheets



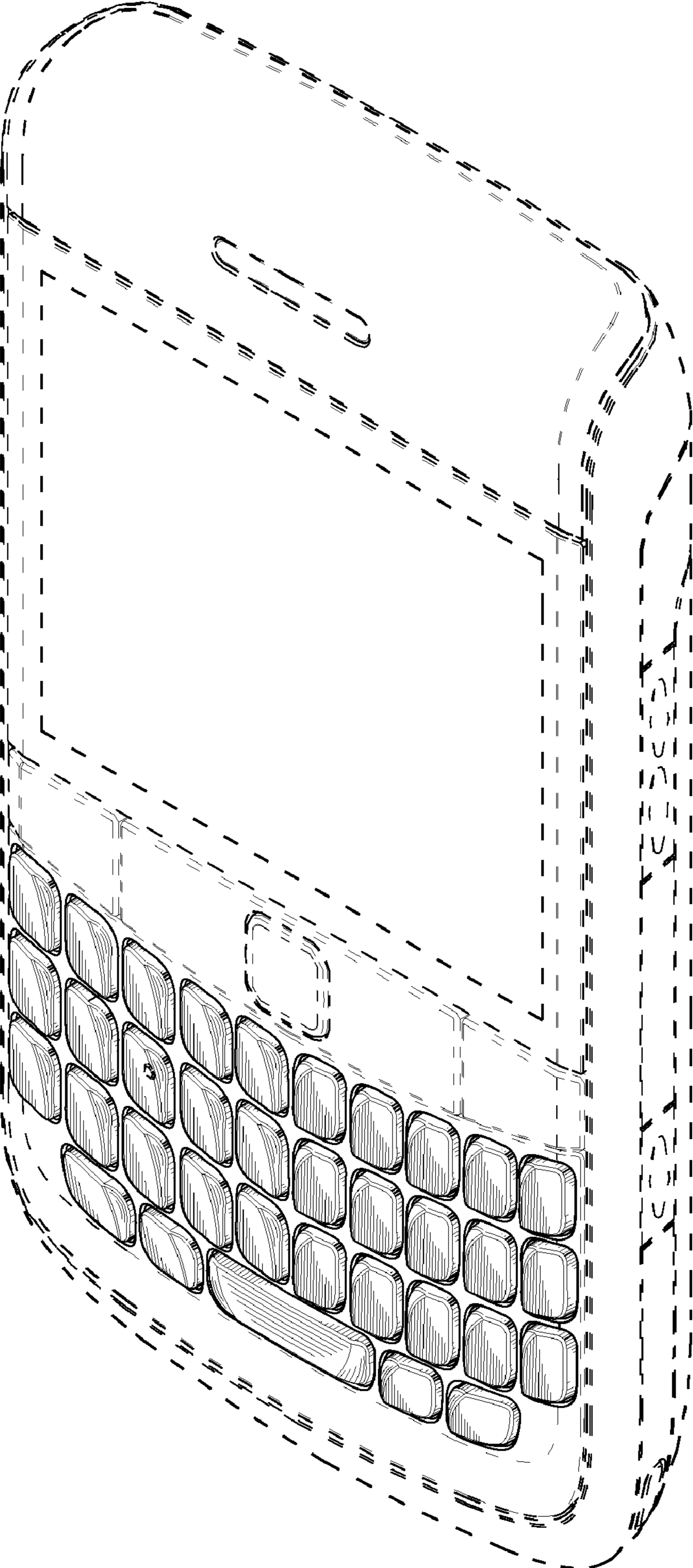


FIG.1

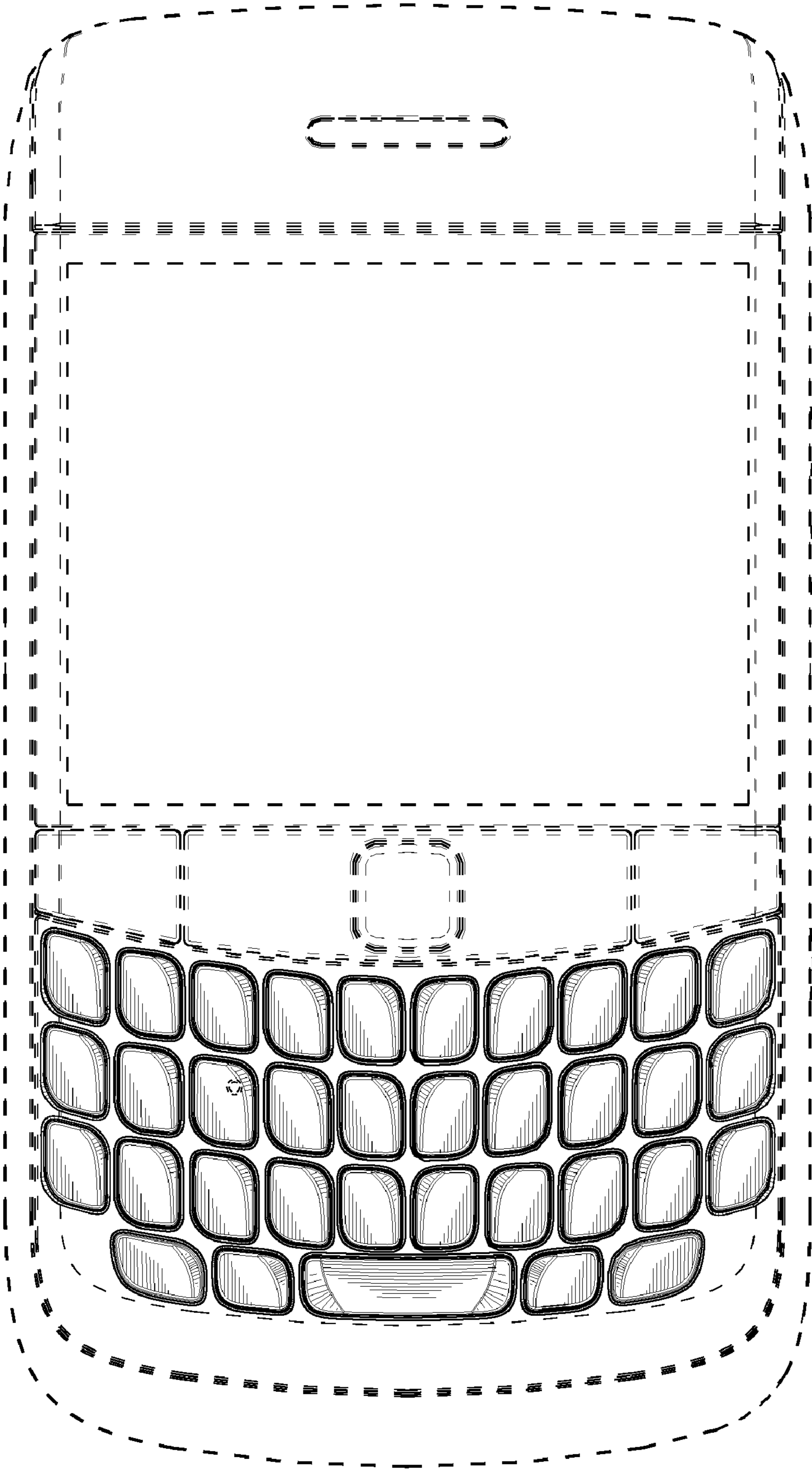


FIG.2

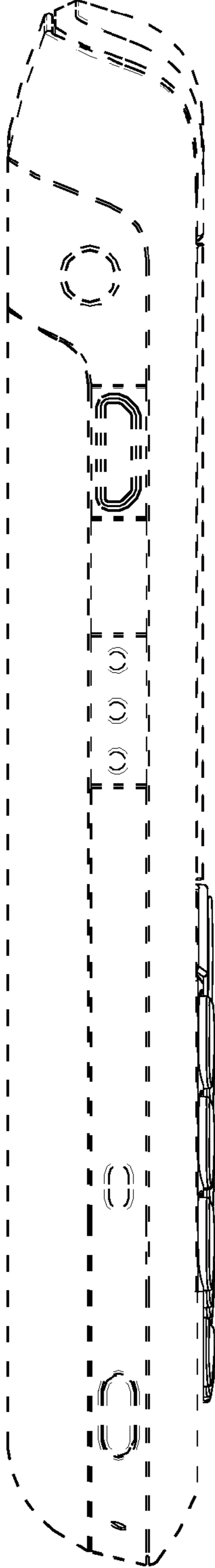


FIG.3

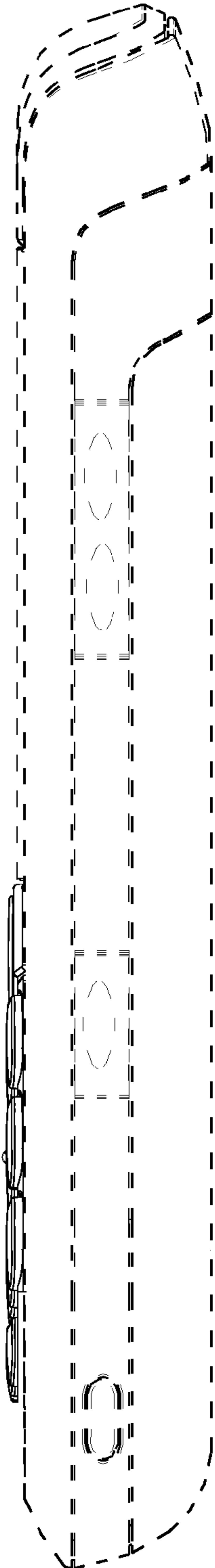


FIG.4



FIG. 5

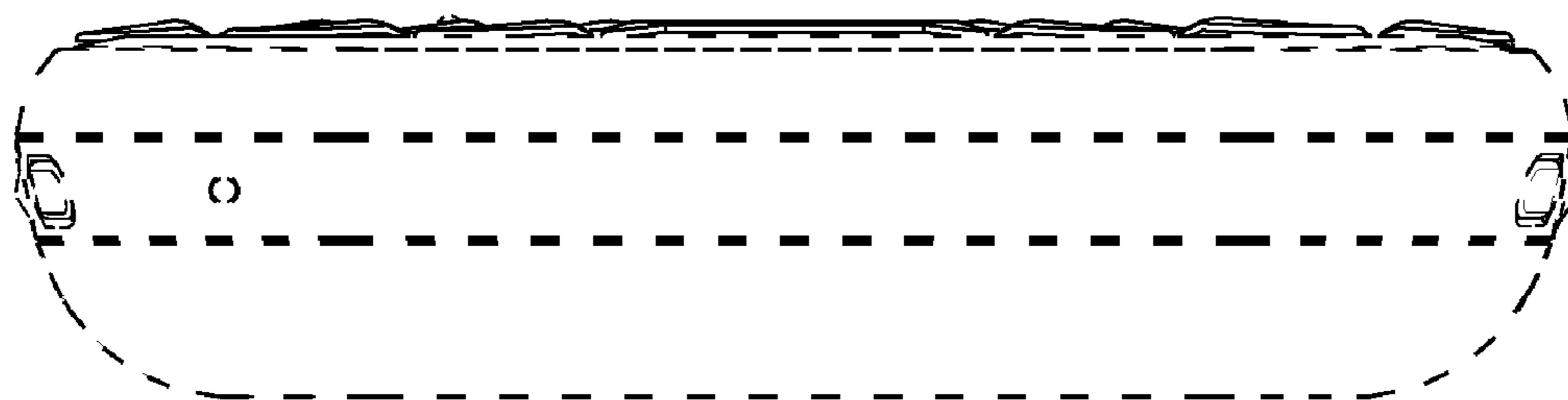


FIG. 6