



US00D640208S

(12) **United States Design Patent**  
**Huss, Jr. et al.**

(10) **Patent No.:** **US D640,208 S**

(45) **Date of Patent:** **\*\* Jun. 21, 2011**

(54) **ELECTRICAL CONNECTOR**

(75) Inventors: **John P. Huss, Jr.**, Harrisburg, PA (US);  
**Andreas Schrader**, Delbruec (DE)

(73) Assignee: **Phoenix Contact Development & Manufacturing, Inc.**, Middletown, PA (US)

(\*\*) Term: **14 Years**

(21) Appl. No.: **29/353,618**

(22) Filed: **Jan. 12, 2010**

(51) **LOC (9) Cl.** ..... **13-03**

(52) **U.S. Cl.** ..... **D13/154; D13/147**

(58) **Field of Classification Search** ..... D13/133,  
D13/147, 154, 156, 184; 439/266, 345, 350,  
439/352, 357, 358, 595, 660, 680, 682, 752  
See application file for complete search history.

(56) **References Cited**

**U.S. PATENT DOCUMENTS**

3,325,769	A *	6/1967	Travis	.....	439/496
D210,533	S *	3/1968	Pauza	.....	D13/147
D425,869	S *	5/2000	Yokomizo et al.	.....	D13/147
D479,199	S *	9/2003	Jones et al.	.....	D13/147
D531,959	S *	11/2006	Kondas	.....	D13/147
D531,960	S *	11/2006	Kondas	.....	D13/147
D574,773	S *	8/2008	Sutter	.....	D13/133
D581,366	S *	11/2008	Knepper	.....	D13/154
D609,191	S *	2/2010	Feldvoss et al.	.....	D13/154

**OTHER PUBLICATIONS**

Phoenix Contact, Device Connection Technology and Electronic Housings—COMBICON, pp. 148, 279 and 362, 2009-2010.  
Huss, et al, U.S. Appl. No. 12/715,637 for Electrical Connector and Assembly, filed Mar. 2, 2010 (Related Application).

\* cited by examiner

*Primary Examiner* — Daniel D Bui

(74) *Attorney, Agent, or Firm* — Hooker & Habib, P.C.

(57) **CLAIM**

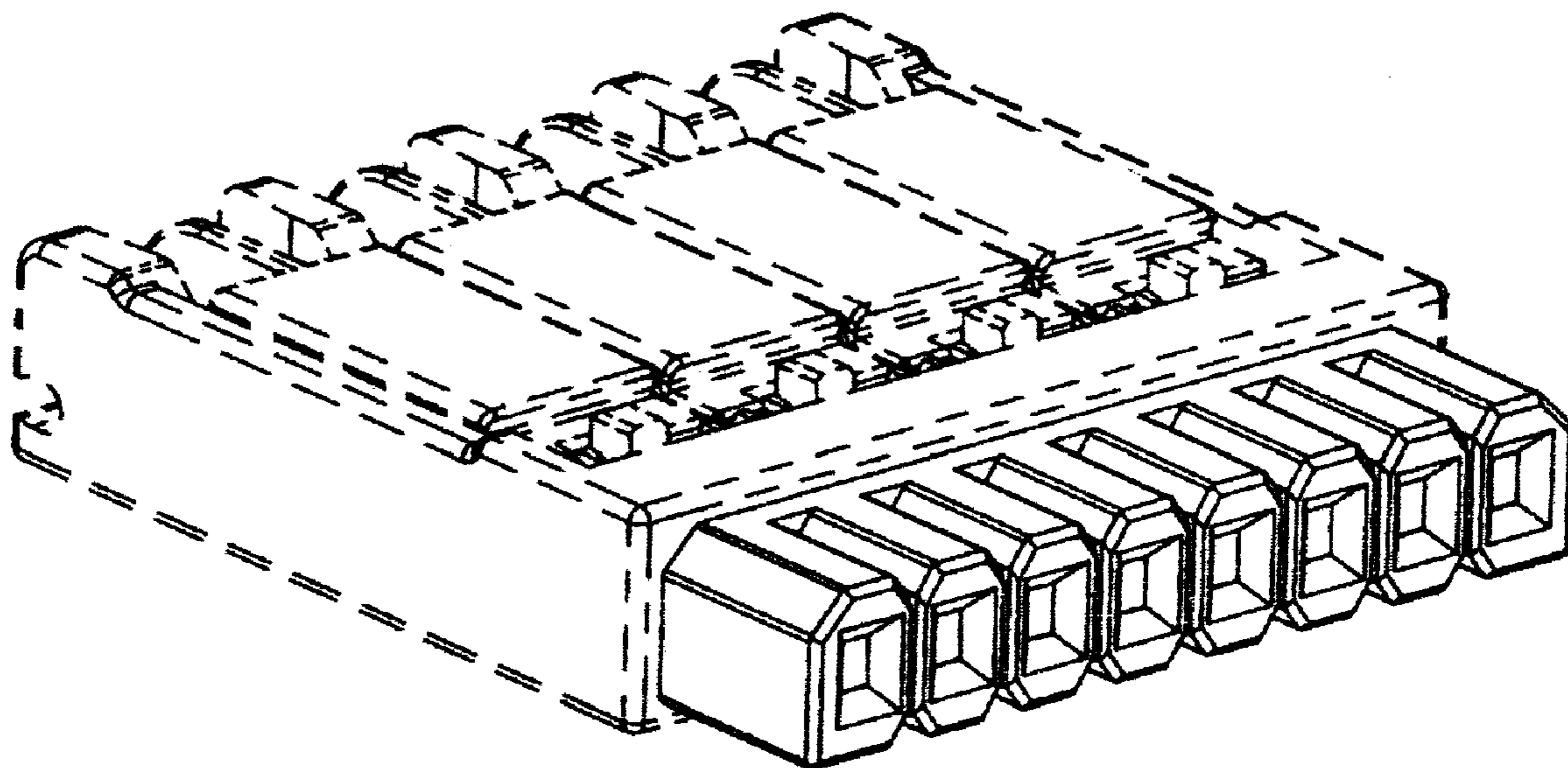
The ornamental design for an electrical connector, as shown and described.

**DESCRIPTION**

FIG. 1 is a front and right side perspective view of an electrical connector showing our new design;  
FIG. 2 is a top plan view thereof;  
FIG. 3 is a bottom plan view thereof;  
FIG. 4 is a right side elevation view thereof;  
FIG. 5 is a left side elevation view thereof;  
FIG. 6 is a rear elevation view thereof; and,  
FIG. 7 is a front elevation view thereof.

The broken line portion of the figure drawings is included to show unclaimed subject matter only and forms no part of the claimed design.

**1 Claim, 7 Drawing Sheets**



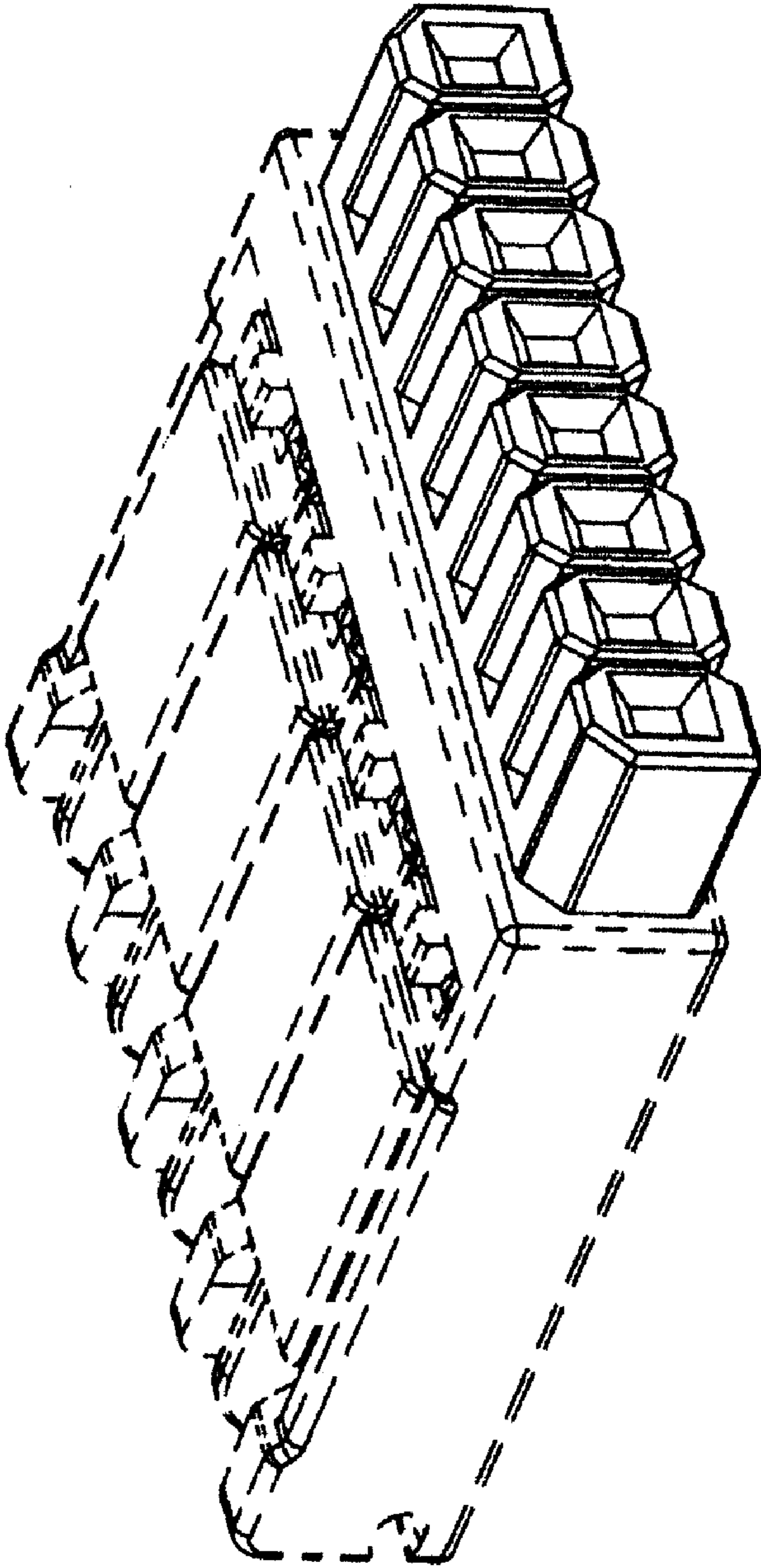


Fig. 1

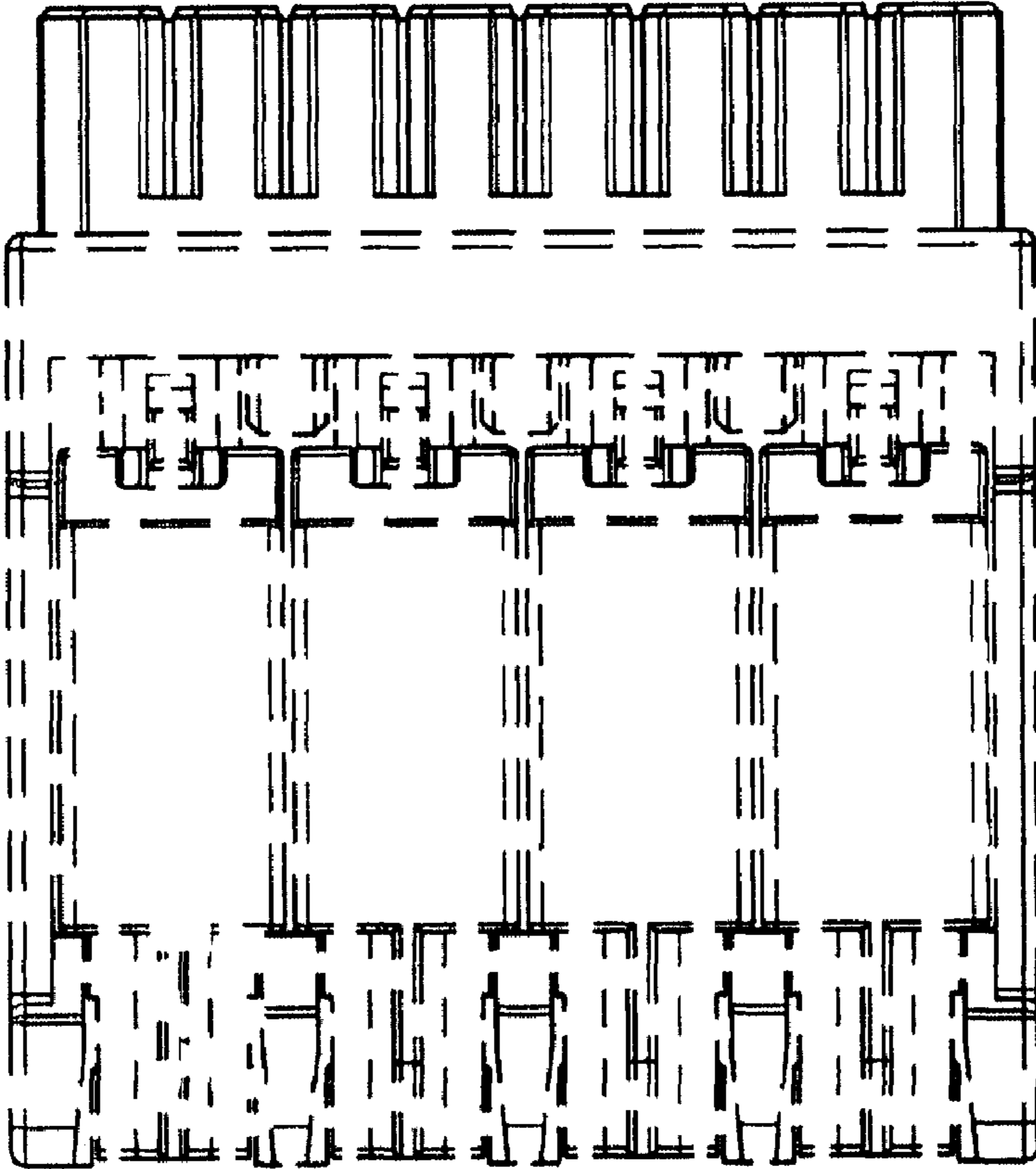


Fig. 2

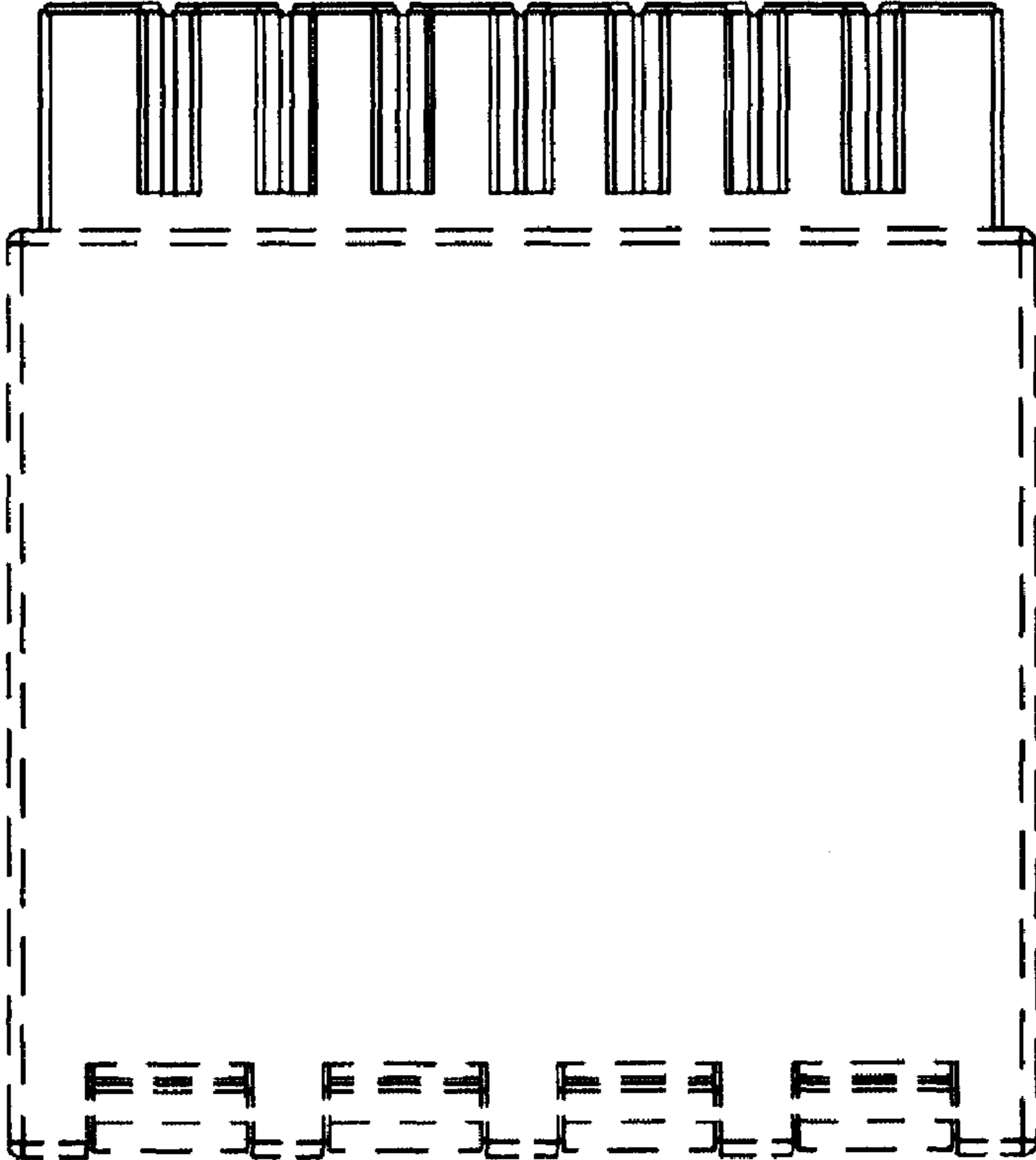


Fig. 3

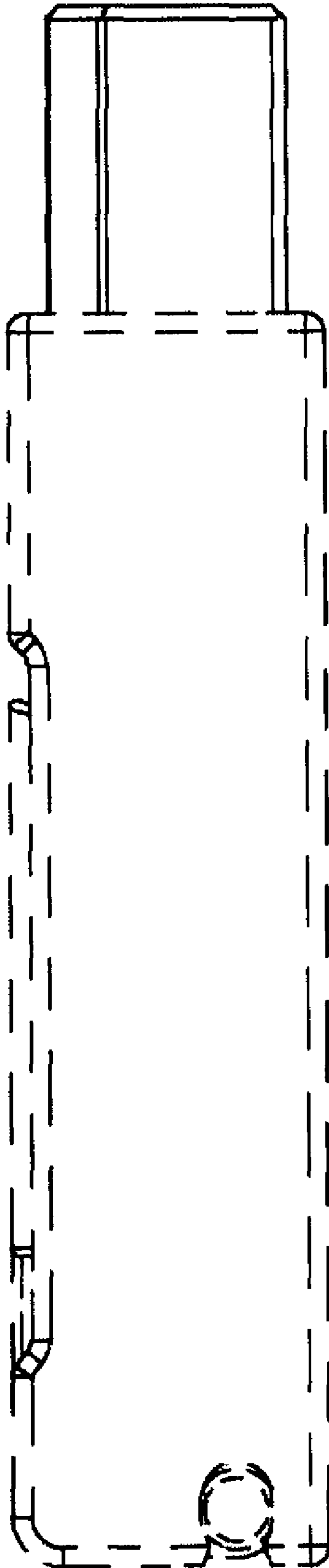


Fig. 4




Fig. 5

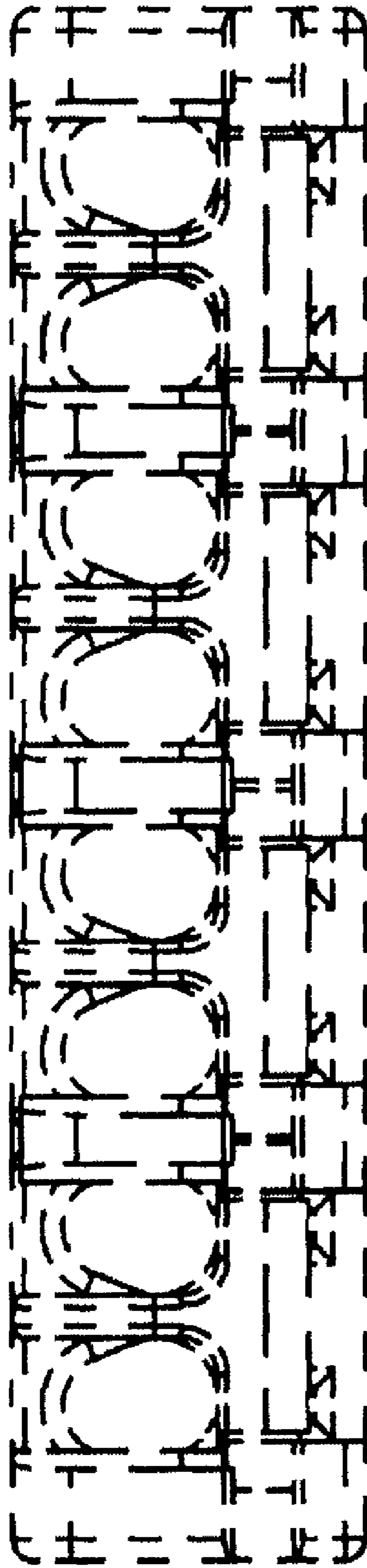


Fig. 6

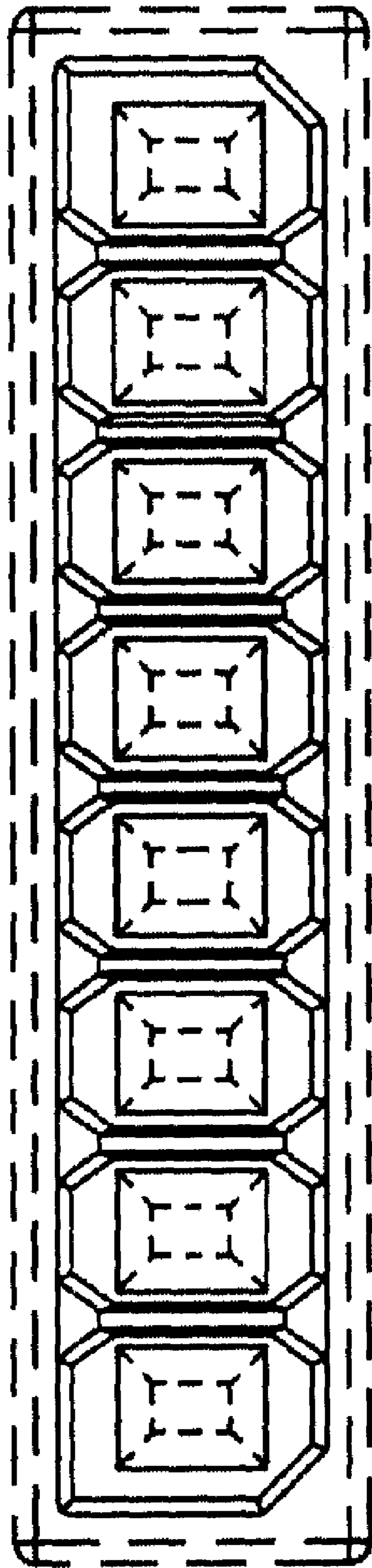


Fig. 7