



US00D640159S

(12) **United States Design Patent**
Millar

(10) **Patent No.:** **US D640,159 S**

(45) **Date of Patent:** **** Jun. 21, 2011**

(54) **ADHESIVE PHONE ACCESSORY**

(76) Inventor: **Daniel Andrew Millar**, Palmerston North (NZ)

(**) Term: **14 Years**

(21) Appl. No.: **29/289,060**

(22) Filed: **Jul. 3, 2007**

(51) **LOC (9) Cl.** **11-01**

(52) **U.S. Cl.** **D11/89**

(58) **Field of Classification Search** D11/90,
D11/40, 56, 103, 81, 89; D2/976; D10/103,
D10/106, 116; D28/4; D19/49; 43/43.1,
43/44.96; 63/14.9

See application file for complete search history.

(56) **References Cited**

U.S. PATENT DOCUMENTS

1,127,747	A *	2/1915	Fackenthall	43/44.96
1,140,975	A *	5/1915	Frankel	2/1
2,225,805	A *	12/1940	Stevermer	43/43.1
2,350,421	A *	6/1944	Schoder et al.	264/255
2,430,681	A *	11/1947	Johnson	473/470
D269,723	S *	7/1983	Tovey	D24/101
4,791,290	A *	12/1988	Noone et al.	250/239
5,030,364	A *	7/1991	Nakane et al.	252/1
D346,563	S *	5/1994	Huang	D10/116
D367,672	S *	3/1996	Hahn	D19/49
5,825,802	A *	10/1998	Elkins et al.	372/100
D446,152	S *	8/2001	Kejejian	D11/90
D447,278	S *	8/2001	A.	D28/4
D516,942	S *	3/2006	Lawlor et al.	D11/103
D518,750	S *	4/2006	Lawlor et al.	D11/56

D567,691	S *	4/2008	Priestly	D10/106
D583,701	S *	12/2008	Epstein	D11/90
D592,993	S *	5/2009	Polak	D11/90
D593,314	S *	6/2009	Stewart-White	D2/976
D620,834	S *	8/2010	Deruelles	D11/81
2007/0232979	A1 *	10/2007	Montgomery	602/58

OTHER PUBLICATIONS

Brochure on Crystal Clings, Fashion by CellAllure, published at least as early as Jul. 3, 2007.

* cited by examiner

Primary Examiner — Ian Simmons

Assistant Examiner — Charles D Hanson

(74) *Attorney, Agent, or Firm* — Workman Nydegger

(57) **CLAIM**

The ornamental design for an adhesive phone accessory, as shown and described.

DESCRIPTION

The file of this patent contains at least one photograph executed in color. Copies of this patent with color photographs will be provided by the Office upon request and payment of the necessary fee.

FIG. 1 is a perspective view of an adhesive phone accessory showing my new design;

FIG. 2 is a top plan view thereof;

FIG. 3 is a front elevational view thereof, the left side, right side, and back elevational views thereof being identical thereto; and,

FIG. 4 is a bottom plan view thereof.

1 Claim, 1 Drawing Sheet
(1 of 1 Drawing Sheet(s) Filed in Color)






Fig. 2




Fig. 3




Fig. 4




Fig. 1