



US00D640157S

(12) **United States Design Patent**
Parvex

(10) **Patent No.:** **US D640,157 S**
(45) **Date of Patent:** **** Jun. 21, 2011**

(54) **BRACELET**

(75) Inventor: **Isa Parvex**, Paris (FR)

(73) Assignee: **Van Cleef & Arpels S.A.**,
Villars-sur-Glane (CH)

(**) Term: **14 Years**

(21) Appl. No.: **29/386,563**

(22) Filed: **Mar. 2, 2011**

Related U.S. Application Data

(62) Division of application No. 29/324,436, filed on Sep. 12, 2008.

(51) **LOC (9) Cl.** **11-01**

(52) **U.S. Cl.** **D11/3**

(58) **Field of Classification Search** D11/1-39;
63/12, 13, 15, 15.1-14.4, 15.45, 15.5, 15.6,
63/15.65

See application file for complete search history.

(56) **References Cited**

U.S. PATENT DOCUMENTS

D136,698 S * 11/1943 Saks D11/34
D148,351 S * 1/1948 Hamilton D11/4

D151,362 S * 10/1948 Katz D11/4
D166,107 S * 3/1952 Towle D11/2
D380,699 S * 7/1997 Kaufmann D11/4
D394,411 S * 5/1998 Gozlan D11/4
D491,834 S * 6/2004 Flynn D11/26
D508,216 S * 8/2005 Hardy D11/34
D574,744 S * 8/2008 Larsen D11/37
D588,489 S * 3/2009 Kizys D11/38
D605,544 S * 12/2009 Morelli D11/4

* cited by examiner

Primary Examiner — Cathron C Brooks

Assistant Examiner — Melanie Levy

(74) *Attorney, Agent, or Firm* — Young & Thompson

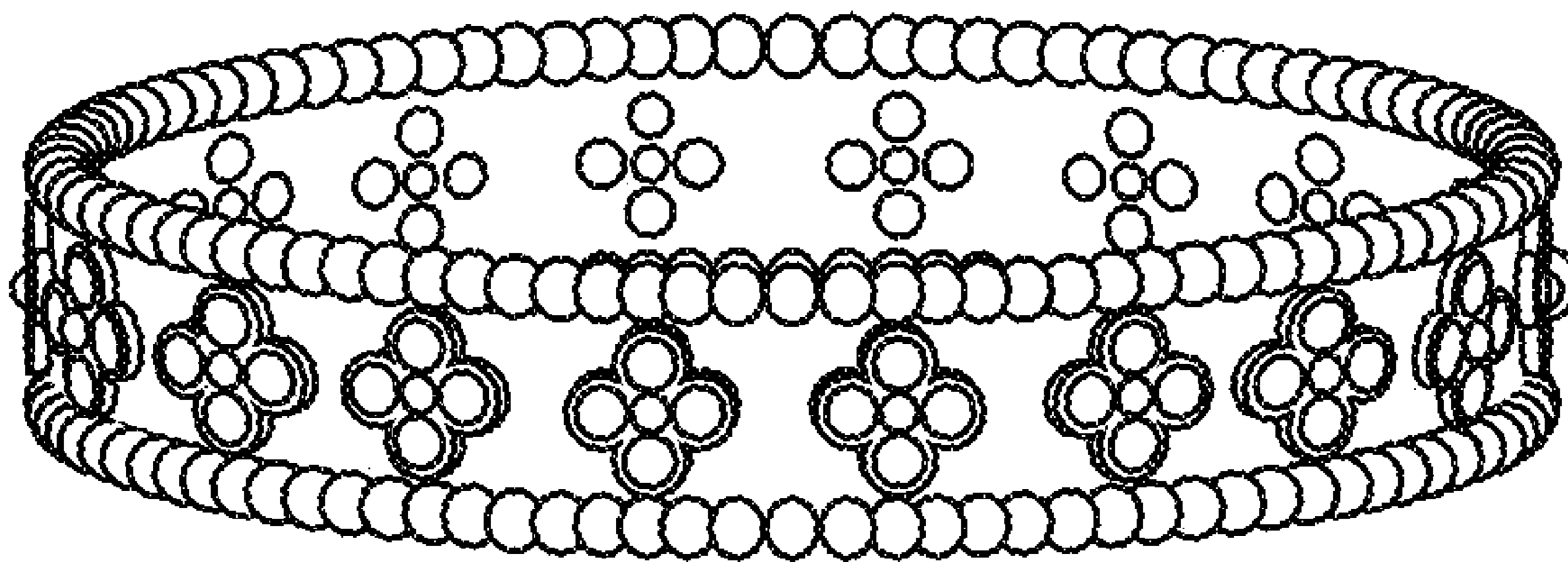
(57) **CLAIM**

The ornamental design for a bracelet, as shown and described.

DESCRIPTION

FIG. 1 is a top and side perspective view of a bracelet showing my new design;
FIG. 2 is a side elevational view thereof;
FIG. 3 is a top plan view thereof;
FIG. 4 is a bottom plan view thereof;
FIG. 5 is a view thereof from the side opposite that shown in FIG. 2;
FIG. 6 is a view thereof from the left of FIG. 2; and,
FIG. 7 is a view thereof from the right of FIG. 2.

1 Claim, 7 Drawing Sheets



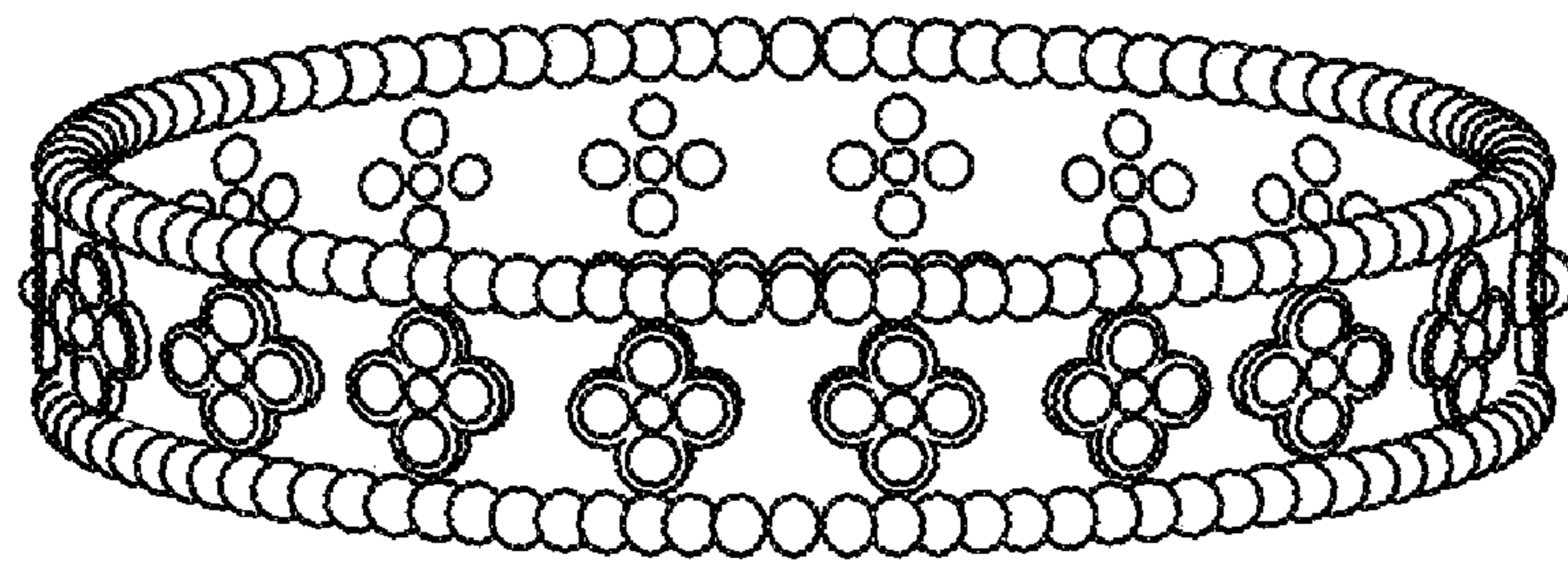


FIG. 1




FIG. 2

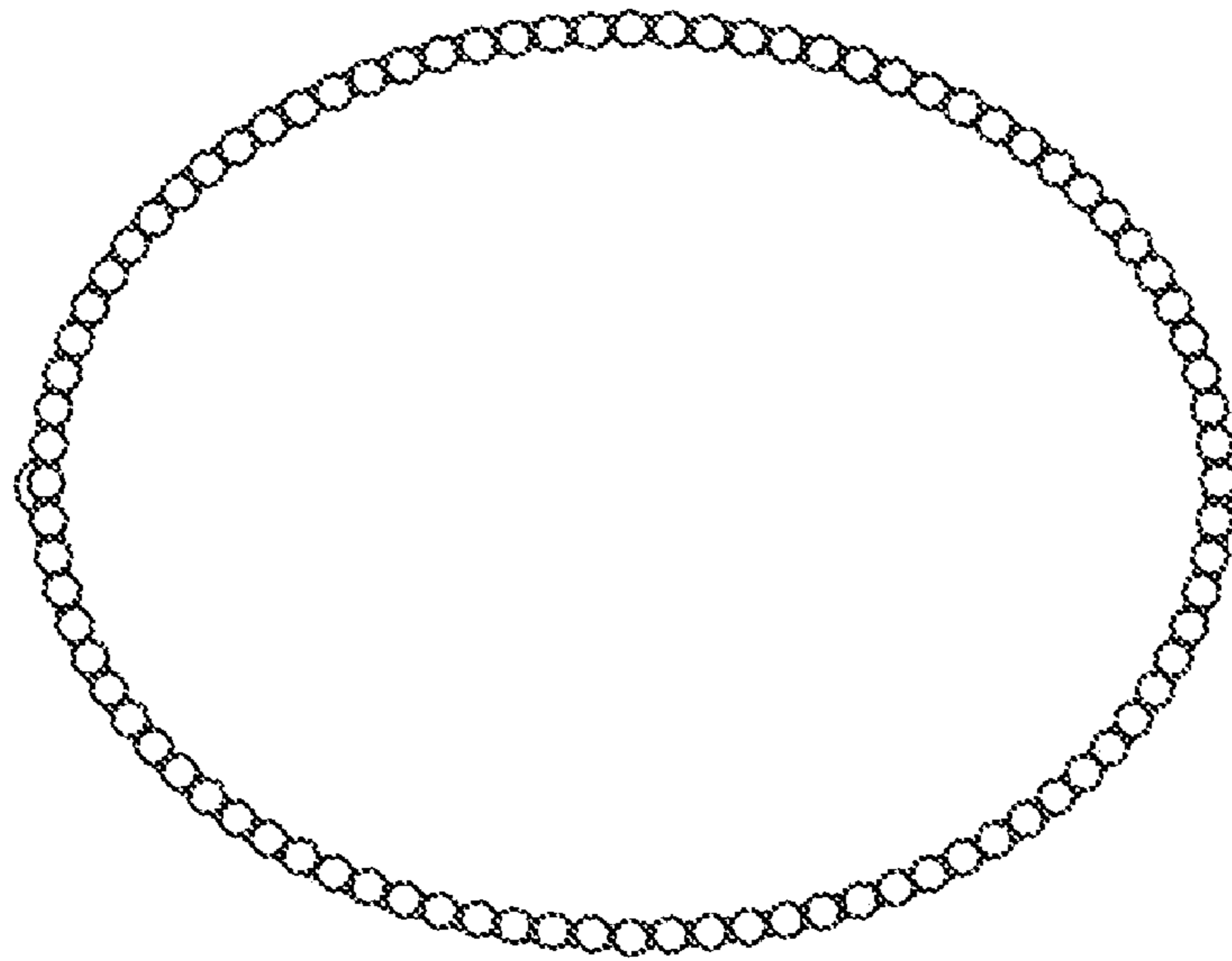


FIG. 3

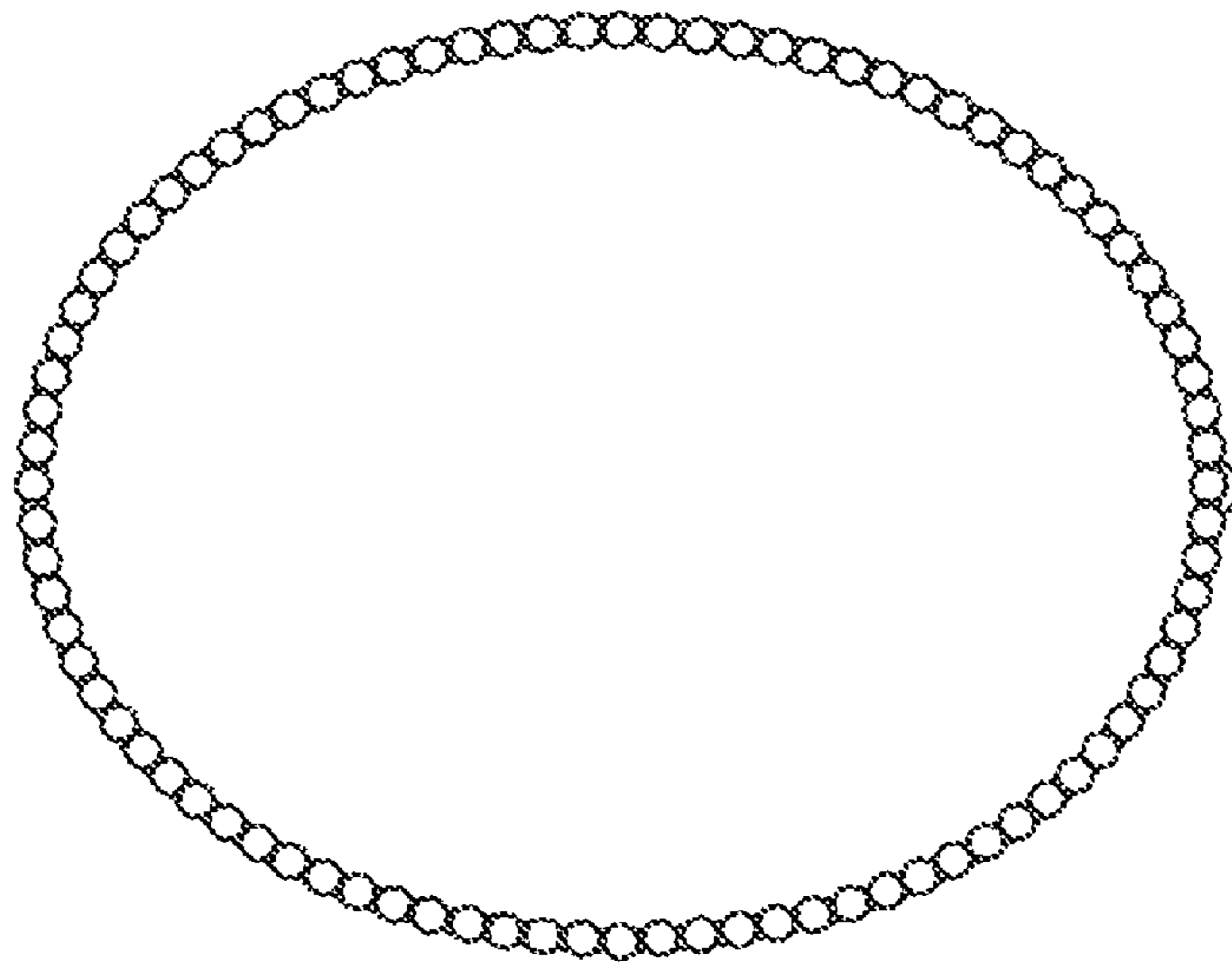


FIG. 4

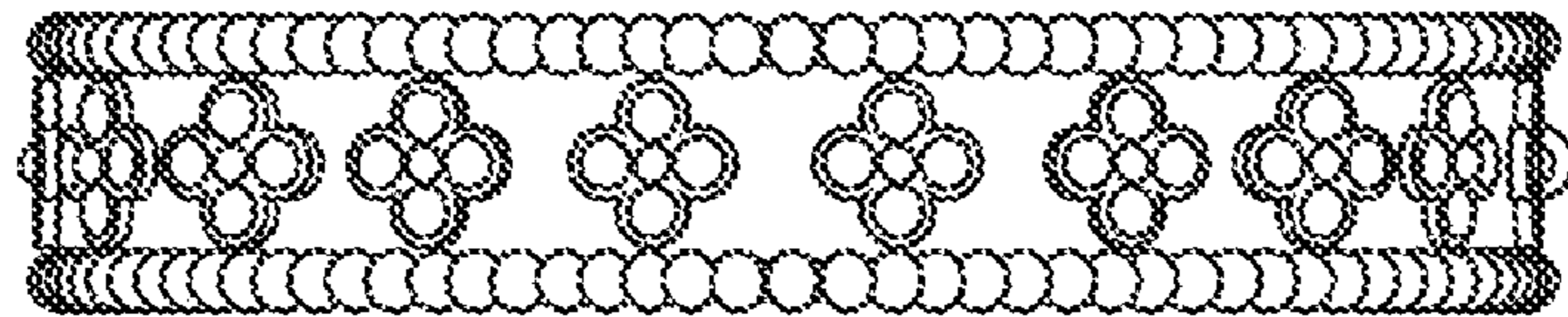


FIG. 5

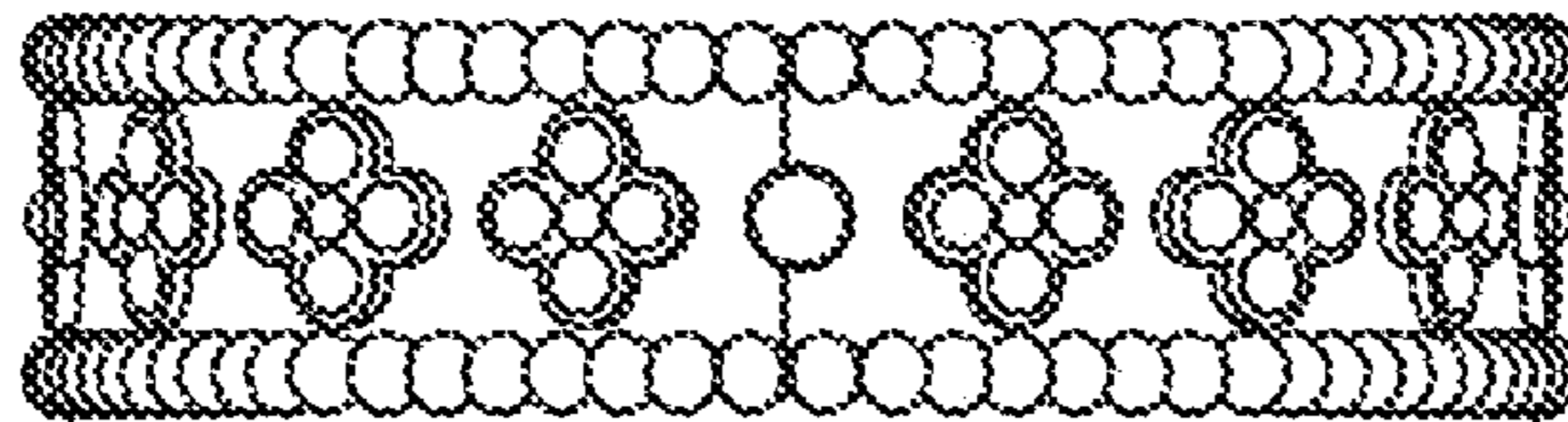


FIG. 6

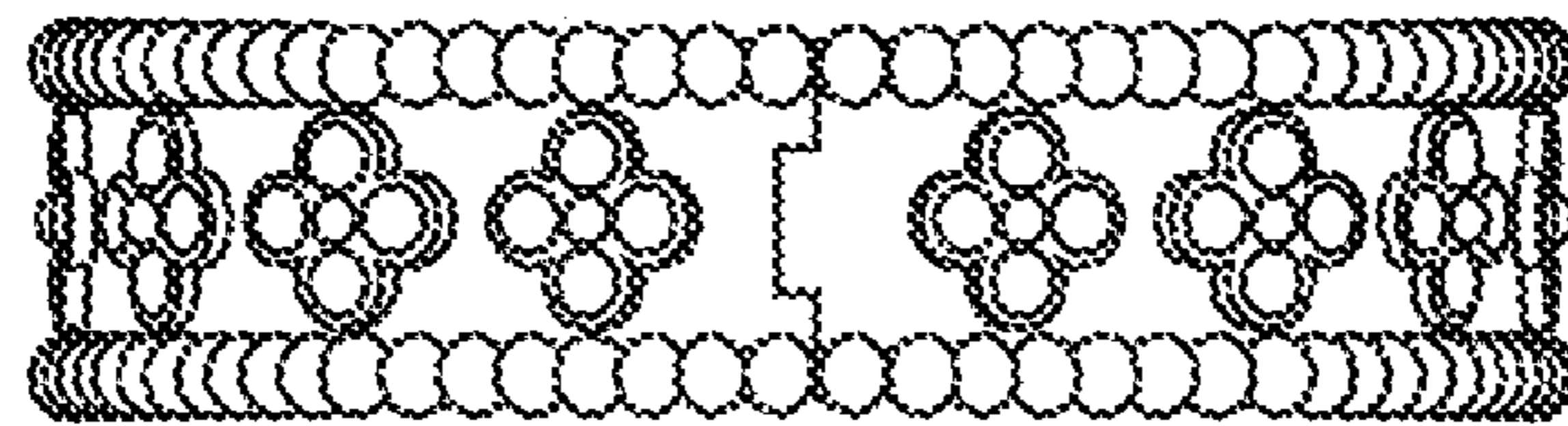


FIG. 7