



US00D640151S

(12) **United States Design Patent**
Hill

(10) **Patent No.:** **US D640,151 S**
(45) **Date of Patent:** **** Jun. 21, 2011**

(54) **PET LOCATOR TRANSMITTER**
(75) Inventor: **Patricia J. Hill**, New York, NY (US)
(73) Assignee: **Patricia J. Hill**, New York, NY (US)
(**) Term: **14 Years**

6,369,698 B1 4/2002 Valente
D459,314 S 6/2002 Flick
D476,255 S 6/2003 Jordan
6,573,833 B1 6/2003 Rosenthal
D500,015 S 12/2004 Gubbe
6,850,151 B1 2/2005 Calhoun et al.
6,885,305 B2 4/2005 Davis
6,970,090 B1 11/2005 Sciarra

(Continued)

(21) Appl. No.: **29/362,781**

(22) Filed: **May 30, 2010**

(51) **LOC (9) Cl.** **10-04**

(52) **U.S. Cl.** **D10/65; D10/70**

(58) **Field of Classification Search** D10/65,
D10/70; D14/144, 149, 137, 138, 147, 148,
D14/247-248, 341-347; 379/433.01-433.13,
379/419, 434, 428.01-428.04, 420.01-420.04,
379/440; 455/575.6, 95, 128, 347, 90; 340/539.11,
340/539.1, 539.13, 573.1, 825.36, 825.49;
342/357.07, 357.09; 701/213

See application file for complete search history.

(56) **References Cited**

U.S. PATENT DOCUMENTS

D39,280 S 4/1908 Keller
5,036,610 A 8/1991 Fehr
D346,125 S 4/1994 Cote et al.
5,515,033 A 5/1996 Matarazzo
5,603,094 A 2/1997 Greear
5,677,675 A 10/1997 Taylor et al.
5,749,324 A 5/1998 Moore
5,815,077 A 9/1998 Christiansen
5,868,103 A 2/1999 Boyd
5,872,516 A 2/1999 Bonge, Jr.
5,894,275 A 4/1999 Swingle
5,923,254 A 7/1999 Brune
6,003,473 A 12/1999 Printz
6,114,957 A 9/2000 Westrick et al.
6,283,065 B1 9/2001 Shorrock et al.
6,302,554 B1 10/2001 Holce
6,344,797 B1 2/2002 Hosny
6,366,202 B1 4/2002 Rosenthal

FOREIGN PATENT DOCUMENTS

DE 202004004672 A 6/2004

(Continued)

OTHER PUBLICATIONS

Radargolf, Inc., "http://orders.radargolf.com/Merchant2/merchant.mvc?Screen=BPS", 2006, Published in: Roseville, California, USA.

(Continued)

Primary Examiner — Antoine D Davis


(57) **CLAIM**

The ornamental design for a pet locator transmitter, as shown.

DESCRIPTION

FIG. 1 is a front perspective view of the pet locator transmitter of the invention;
FIG. 2 is a front view in elevation of the pet locator transmitter of FIG. 1;
FIG. 3 is a top plan view of the pet locator transmitter;
FIG. 4 is a side view in elevation of the pet locator transmitter as seen from the left hand side of FIG. 2;
FIG. 5 is a side view in elevation of the pet locator transmitter as seen from the right hand side of FIG. 2;
FIG. 6 is a back view in elevation of the pet locator transmitter; and,
FIG. 7 is a bottom plan view of the pet locator transmitter of FIG. 2.

1 Claim, 3 Drawing Sheets



US D640,151 S

Page 2

U.S. PATENT DOCUMENTS

D513,236 S 12/2005 Hunt et al.
7,021,247 B1 4/2006 Seeno et al.
7,064,669 B2 6/2006 Light et al.
D538,192 S 3/2007 Martin
D542,165 S 5/2007 Ayr-Popowski
D554,082 S 10/2007 To
D574,282 S * 8/2008 Hill D10/104
2002/0109599 A1 8/2002 Aull
2003/0038720 A1 2/2003 Shugrue
2004/0061614 A1 4/2004 Sulaver
2005/0257752 A1 11/2005 Langer
2006/0006998 A1 1/2006 Carlson
2006/0038676 A1 2/2006 Richards
2006/0044134 A1 3/2006 Elliot et al.
2006/0087440 A1 4/2006 Klein
2007/0008150 A1 1/2007 Hassell
2007/0222624 A1 9/2007 Eicken et al.
2008/0036610 A1 2/2008 Hokuf et al.
2008/0061990 A1 3/2008 Milnes et al.
2008/0111697 A1 5/2008 Hill
2008/0202446 A1 8/2008 Gross

FOREIGN PATENT DOCUMENTS

WO 8201780 A1 5/1982
WO 2007103301 A2 9/2007

OTHER PUBLICATIONS

Sierra Systems, "http://www.keyringer.com/", 2006, Published in:
Oakland, California, USA.

Loc8tor Ltd. , "Loc8tor locating device webpages, as accessed at
www.loc8tor.com on May 12, 2009", 2006, pp. 1-11, Publisher:
Loc8tor Ltd.

Communications Specialists Inc., "LoCATor Pet Tracking System:
Owners Manual", Aug. 2004, pp. 1-20, Publisher: Communications
Specialists Inc.

Unpublished U.S. Appl. No. 29/362,780.

Note: As to any co-pending U.S. applications cited herein, Applicant
will provide at the examiner's request copies of any documents
desired by the examiner from the USPTO file history of any such
co-pending application(s).

* cited by examiner




FIG. 1




FIG. 2

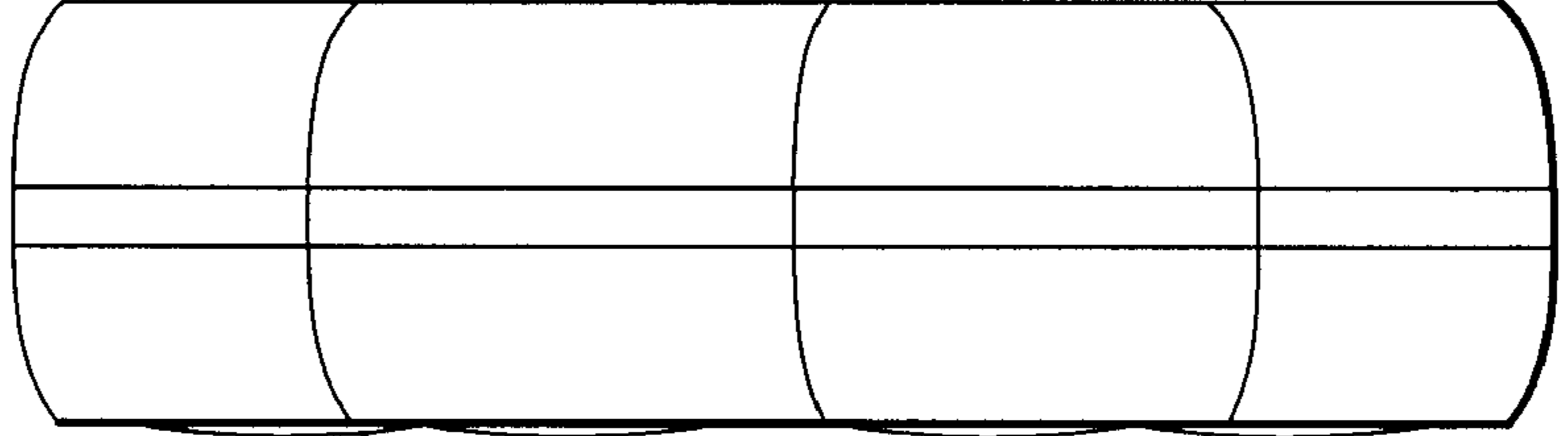


FIG. 3

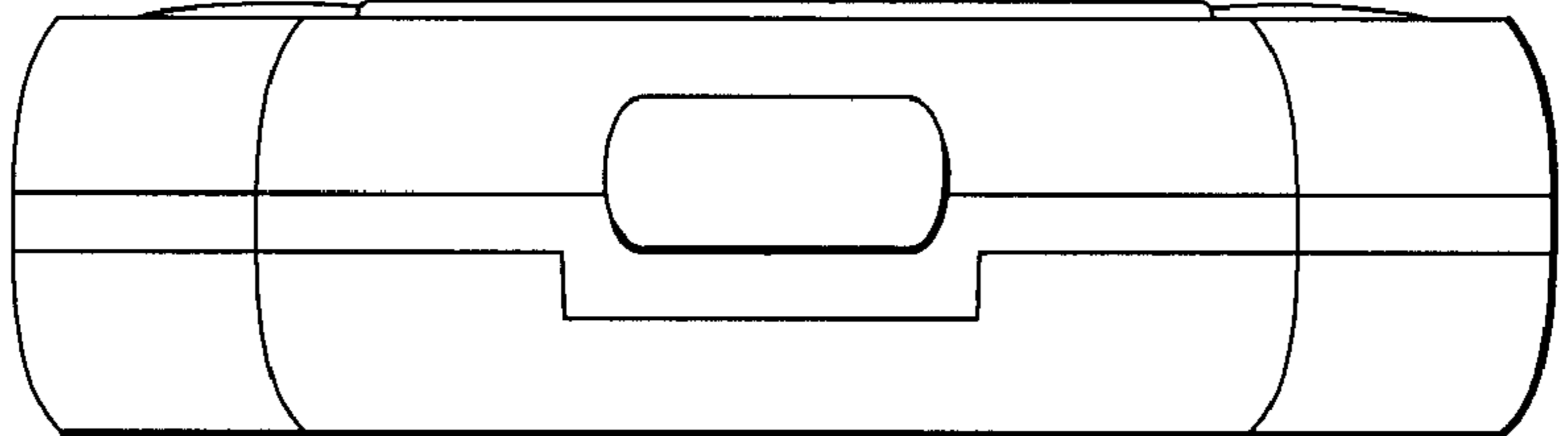


FIG. 7

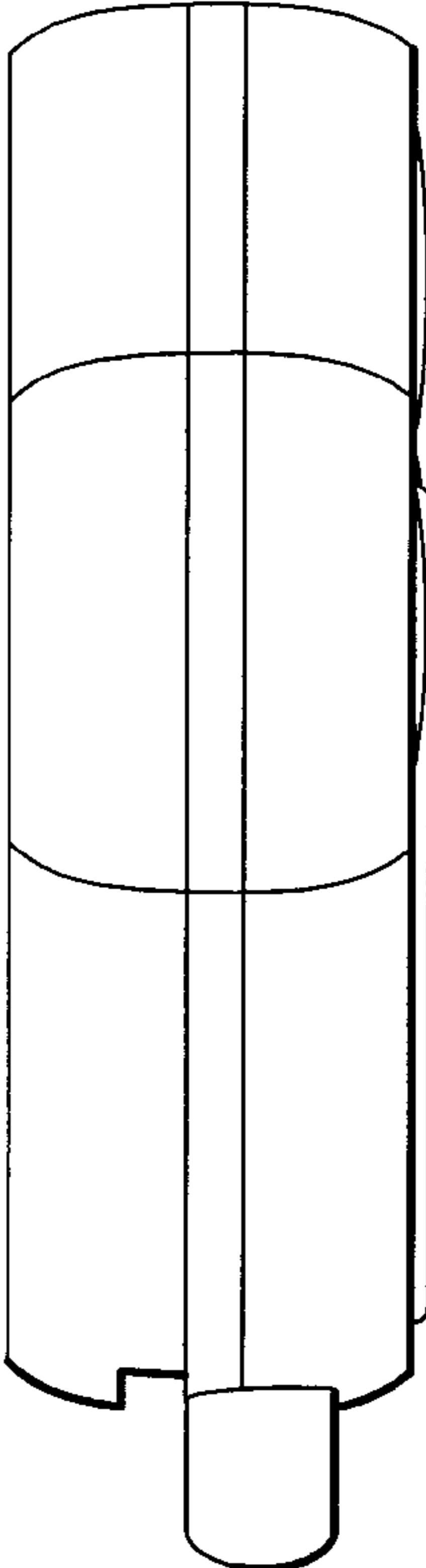


FIG. 4

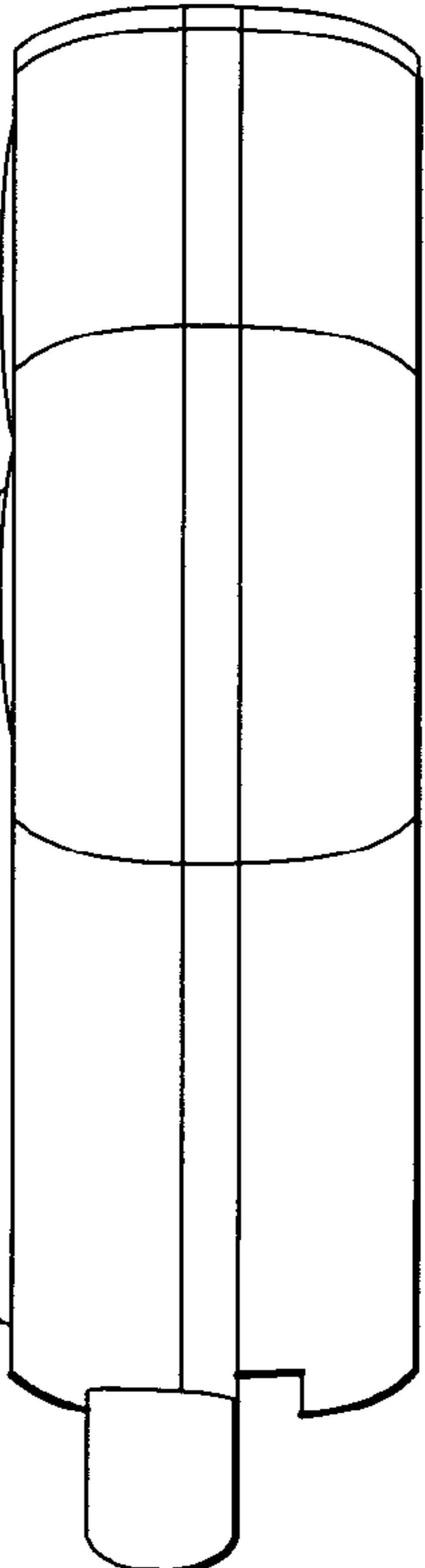


FIG. 5




FIG. 6