



US00D640133S

(12) **United States Design Patent**
Jones et al.

(10) **Patent No.:** **US D640,133 S**
(45) **Date of Patent:** **** Jun. 21, 2011**

(54) **PACKAGING FOR A BEVERAGE CONTAINER**

(75) Inventors: **Laurie Jones**, Los Gatos, CA (US); **Doris Soper**, Modesto, CA (US); **John Bankerd**, Concord, CA (US); **Glenn Spyksma**, Ripon, CA (US); **Sharon Ijams**, Napa, CA (US)

(73) Assignee: **The Wine Group, Inc.**, Livermore, CA (US)

(**) Term: **14 Years**

(21) Appl. No.: **29/350,110**

(22) Filed: **Nov. 11, 2009**

(51) **LOC (9) Cl.** **09-03**

(52) **U.S. Cl.** **D9/430**

(58) **Field of Classification Search** D9/430-433, D9/414, 418, 420-423, 434; D11/221; 206/278, 206/297, 299, 457, 770, 737, 810, 822; 229/100, 229/101, 101.3, 106, 108, 108.1, 116.1, 116.3, 229/116.5, 121, 122, 201, 213, 221, 222, 229/227, 922, 939, 942, 87.08, 101.2, 193, 229/195, 197

See application file for complete search history.

D266,487 S 10/1982 Mansau
 4,359,182 A 11/1982 Perkins, Jr.
 4,549,690 A 10/1985 Rosenberg
 4,850,506 A 7/1989 Heaps, Jr. et al.
 4,856,705 A * 8/1989 Carr et al. 229/109
 D324,823 S 3/1992 Scarpa et al.
 D328,168 S 7/1992 Bartle
 5,531,375 A 7/1996 Palm
 5,749,489 A 5/1998 Benner et al.
 D395,004 S 6/1998 Shamoon
 5,797,542 A 8/1998 O'Connor
 D411,079 S * 6/1999 Graham D7/624.2
 D437,557 S * 2/2001 Ingelin et al. D9/456
 D442,084 S * 5/2001 Hoffman et al. D9/431
 6,237,838 B1 * 5/2001 Bradenbaugh 229/109
 6,446,859 B1 * 9/2002 Holladay 229/109
 D472,467 S 4/2003 Weinstein et al.
 D506,670 S * 6/2005 Borkoski D9/430
 7,090,115 B2 8/2006 Pierce
 D588,452 S 3/2009 Rotta
 2007/0039916 A1 2/2007 Wollman et al.

* cited by examiner

Primary Examiner — Karen S Acker
(74) *Attorney, Agent, or Firm* — Covington & Burling LLP; Andrea G. Reister, Esq.; Melody Wu, Esq.

(57) **CLAIM**
The ornamental design for packaging for a beverage container, as shown and described.

DESCRIPTION


FIG. 1 is a perspective view of packaging for a beverage container showing the new design;
 FIG. 2 is a front view thereof;
 FIG. 3 is a top view thereof;
 FIG. 4 is a right side view thereof;
 FIG. 5 is a left side view thereof;
 FIG. 6 is a rear view thereof; and,
 FIG. 7 is a bottom view thereof.
 The broken lines in the drawings represent unclaimed environmental subject matter.

(56) **References Cited**

U.S. PATENT DOCUMENTS

D28,639 S 5/1898 Gere
 1,425,549 A 8/1922 Scruby et al.
 D75,980 S 8/1928 Pfeiffer
 D128,642 S 8/1941 Preis
 2,314,631 A * 3/1943 Ray 229/117.27
 3,115,292 A * 12/1963 Repking 229/235
 3,526,352 A 9/1970 Swett
 3,738,564 A * 6/1973 Persson 229/110
 3,907,194 A 9/1975 Davenport et al.
 3,977,594 A 8/1976 Swan
 4,289,267 A 9/1981 Mayea
 D263,800 S * 4/1982 Angleman et al. D9/432

1 Claim, 7 Drawing Sheets



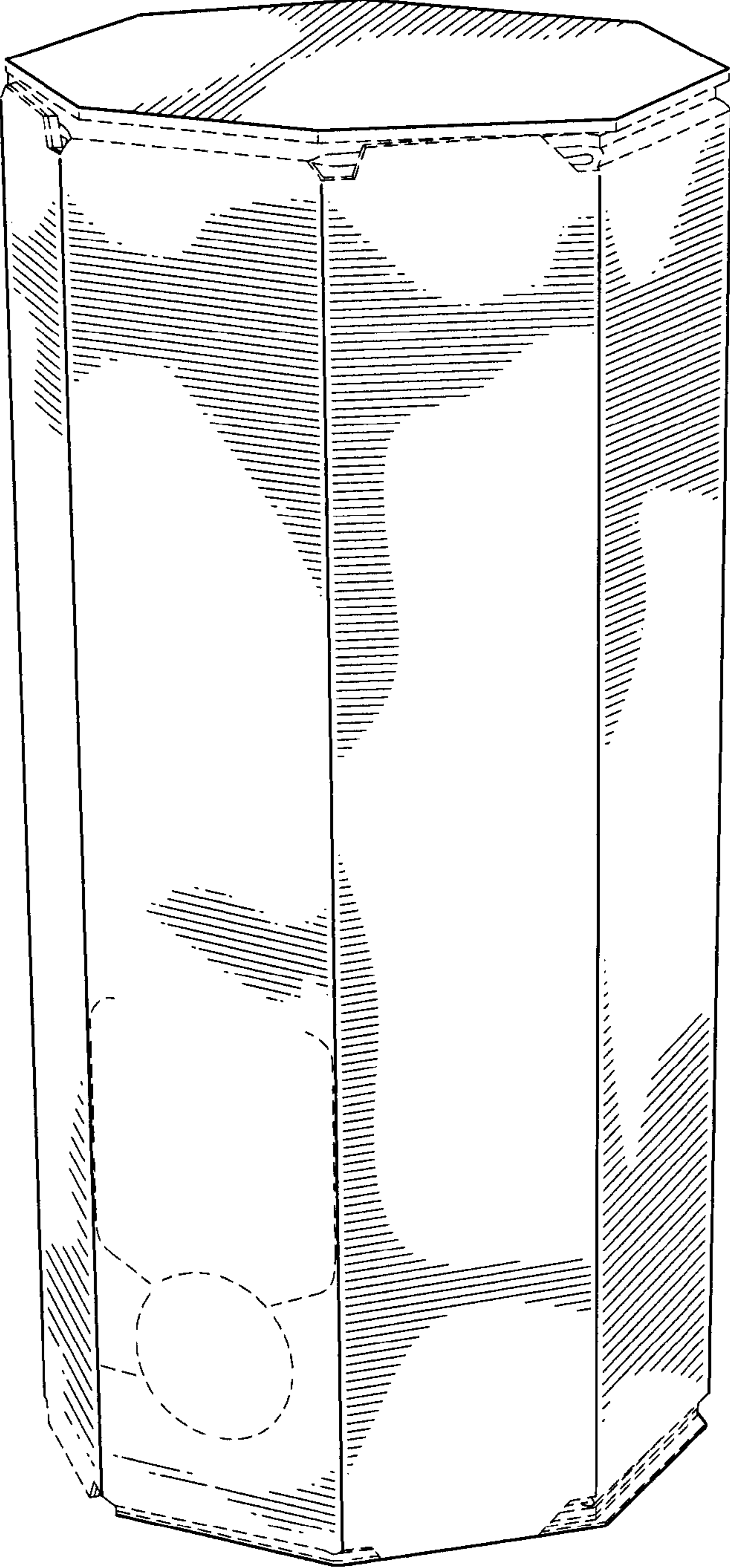


FIG. 1




FIG.2

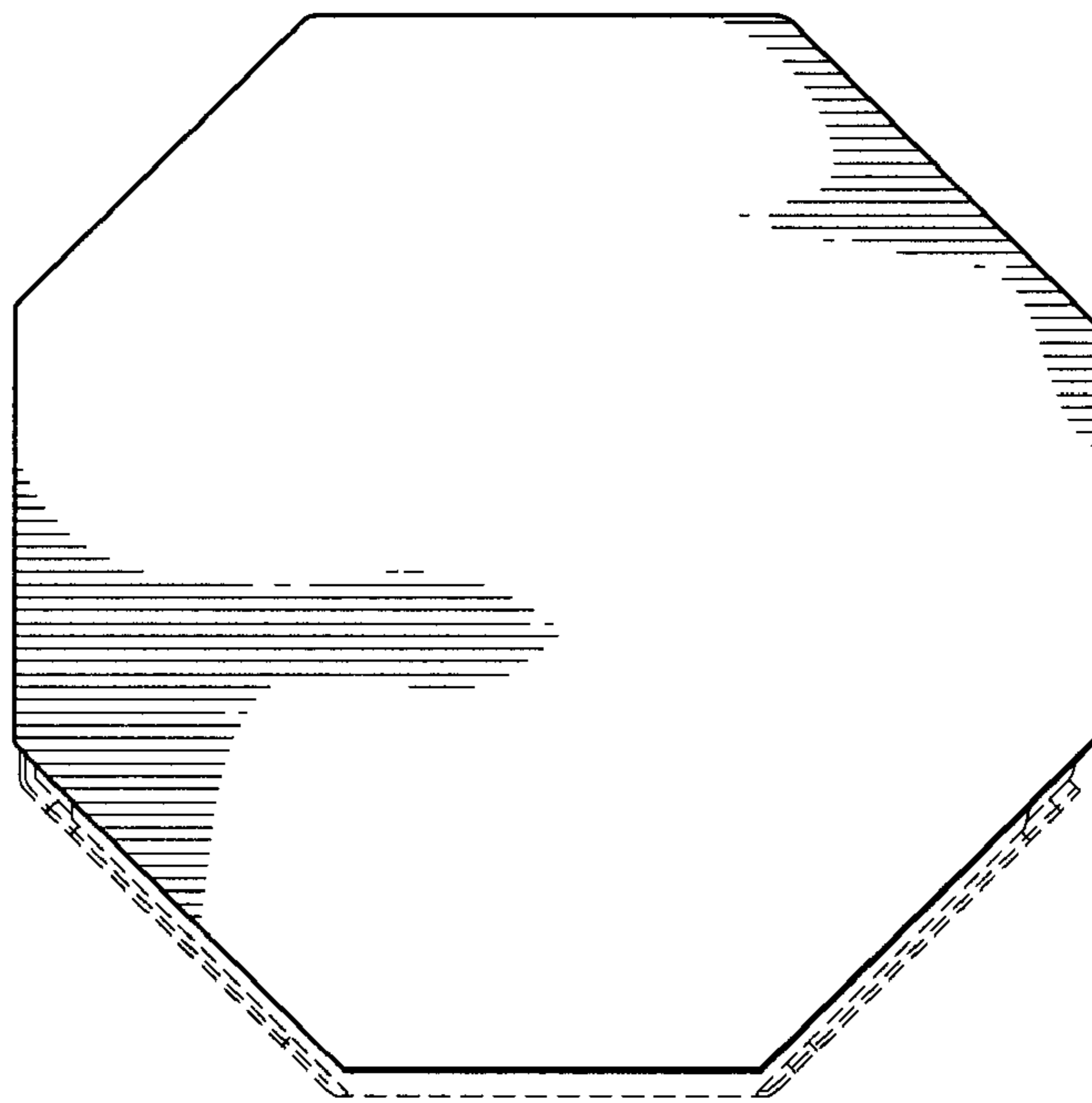


FIG. 3




FIG.4




FIG.5




FIG. 6

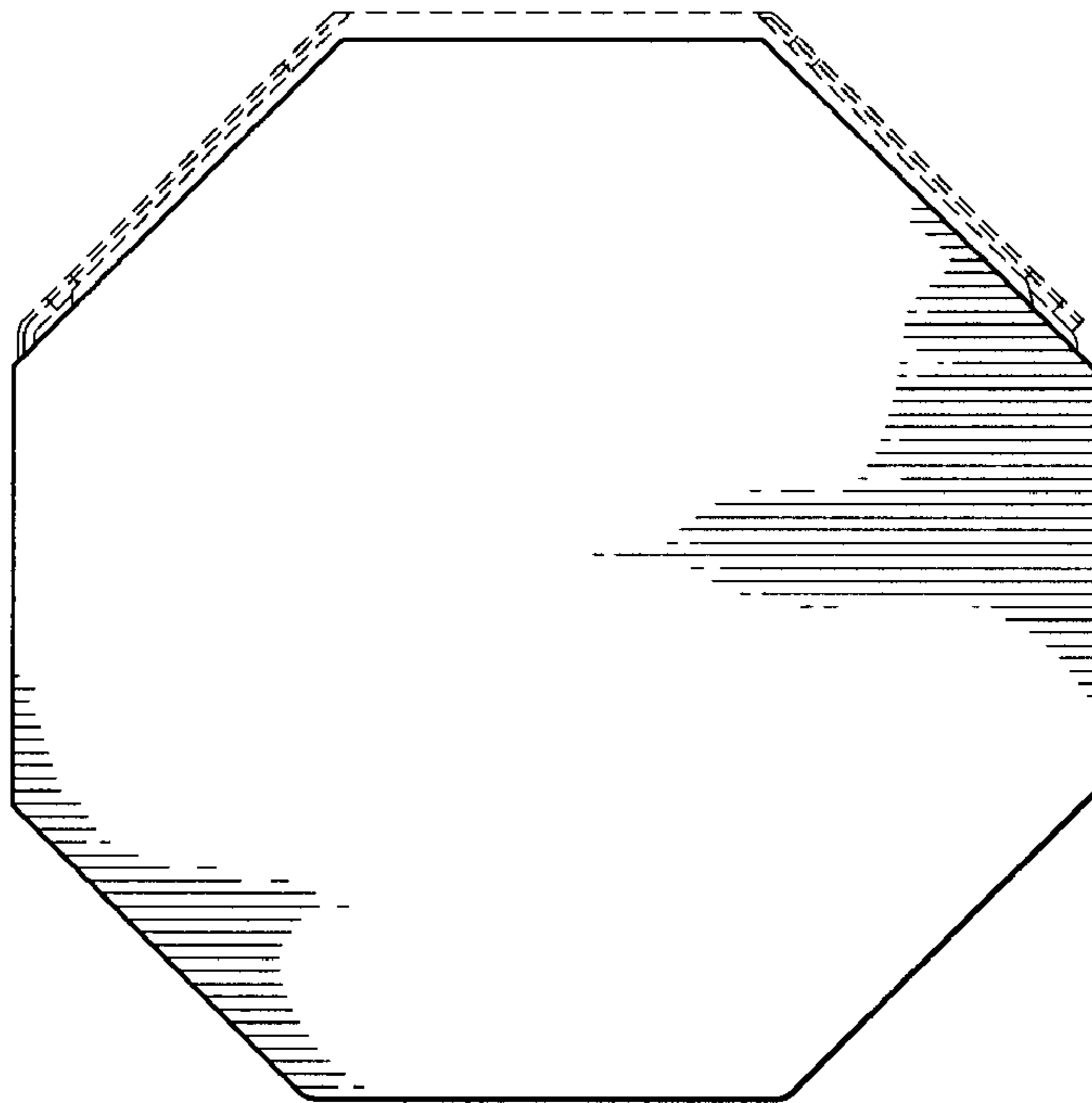


FIG. 7