



US00D640106S

(12) **United States Design Patent**
Molina et al.

(10) **Patent No.:** **US D640,106 S**

(45) **Date of Patent:** **** Jun. 21, 2011**

(54) **SCISSORS**

(75) Inventors: **Francisco Molina**, Sunrise, FL (US);
Glenn Robinson, Parkland, FL (US)

(73) Assignee: **IBT Holdings, Inc**, Deerfield Beach, FL
(US)

(**) Term: **14 Years**

(21) Appl. No.: **29/370,789**

(22) Filed: **Sep. 7, 2010**

(51) **LOC (9) Cl.** **08-03**

(52) **U.S. Cl.** **D8/57; D8/5**

(58) **Field of Classification Search** D8/4, 5,
D8/51-58, 105-107; 7/135, 136; 30/131,
30/194, 195, 229-235, 254-258, 268, 350

See application file for complete search history.

(56) **References Cited**

U.S. PATENT DOCUMENTS

D434,285	S	*	11/2000	Podlesny	D8/5
D450,553	S	*	11/2001	Chien	D8/57
D450,987	S	*	11/2001	Chien	D8/57
D460,333	S	*	7/2002	Carpenter et al.	D8/57
D469,323	S	*	1/2003	Linden	D8/5
D484,761	S	*	1/2004	Levine et al.	D8/57
D503,324	S	*	3/2005	Carlson et al.	D8/57
6,871,404	B2	*	3/2005	Cook et al.	30/233

D537,311	S	*	2/2007	Peterson et al.	D8/57
D581,232	S	*	11/2008	Gransbury et al.	D8/57
D584,122	S	*	1/2009	Caroca	D8/57
7,536,791	B2	*	5/2009	Toyama	30/254
D623,917	S	*	9/2010	Goetz et al.	D8/57
D630,067	S	*	1/2011	Block et al.	D8/5
2002/0020067	A1	*	2/2002	Silver et al.	30/226
2007/0144015	A1	*	6/2007	Peterson et al.	30/262
2008/0301951	A1	*	12/2008	Lai	30/254
2010/0107421	A1	*	5/2010	Cedar et al.	30/232
2010/0293794	A1	*	11/2010	Shan	30/261

* cited by examiner

Primary Examiner — Cathron Brooks

Assistant Examiner — Deanna Fluegeman

(74) *Attorney, Agent, or Firm* — Dan M. DeLaRosa

(57) **CLAIM**

The ornamental design for scissors, as shown and described.

DESCRIPTION

FIG. 1 is a front perspective view of the scissor handle of the present invention showing my new design;

FIG. 2 is a top plan view thereof;

FIG. 3 is a bottom plan view thereof;

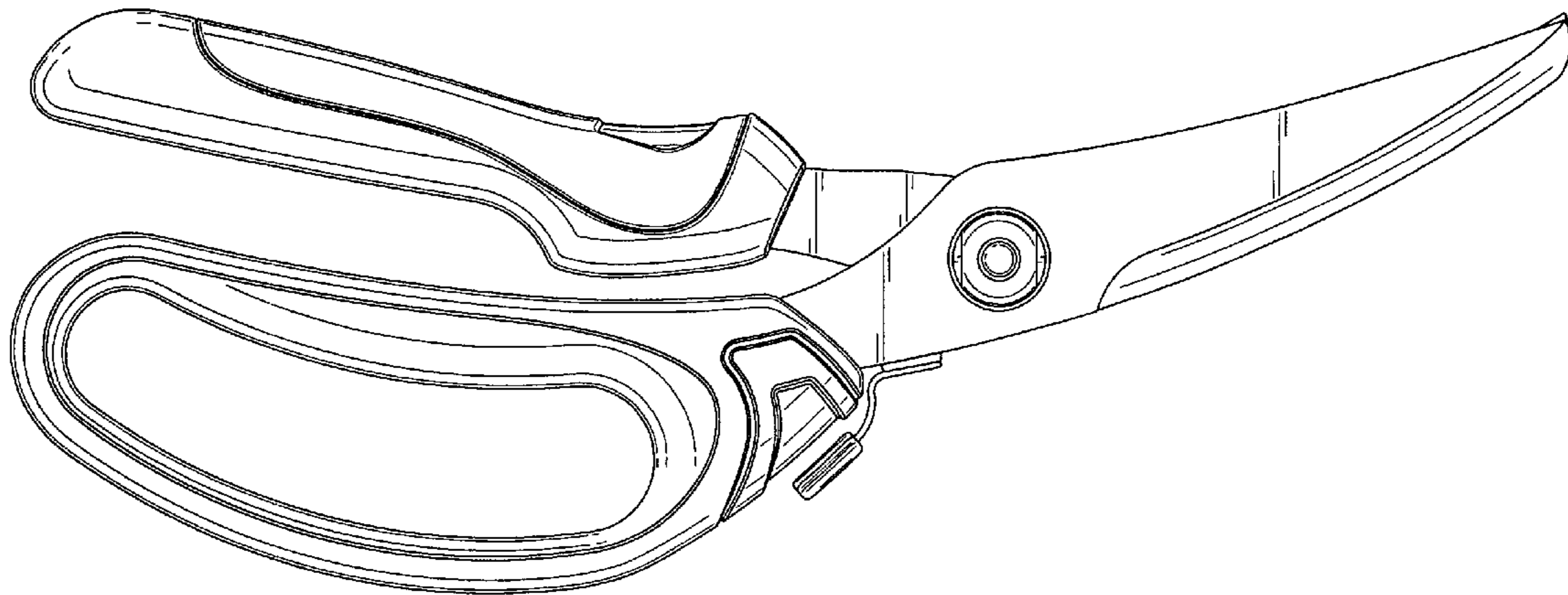
FIG. 4 is a front side elevational view thereof;

FIG. 5 is a back side elevational view thereof;

FIG. 6 is a side elevational view thereof; and,

FIG. 7 is another side elevational view thereof.

1 Claim, 5 Drawing Sheets



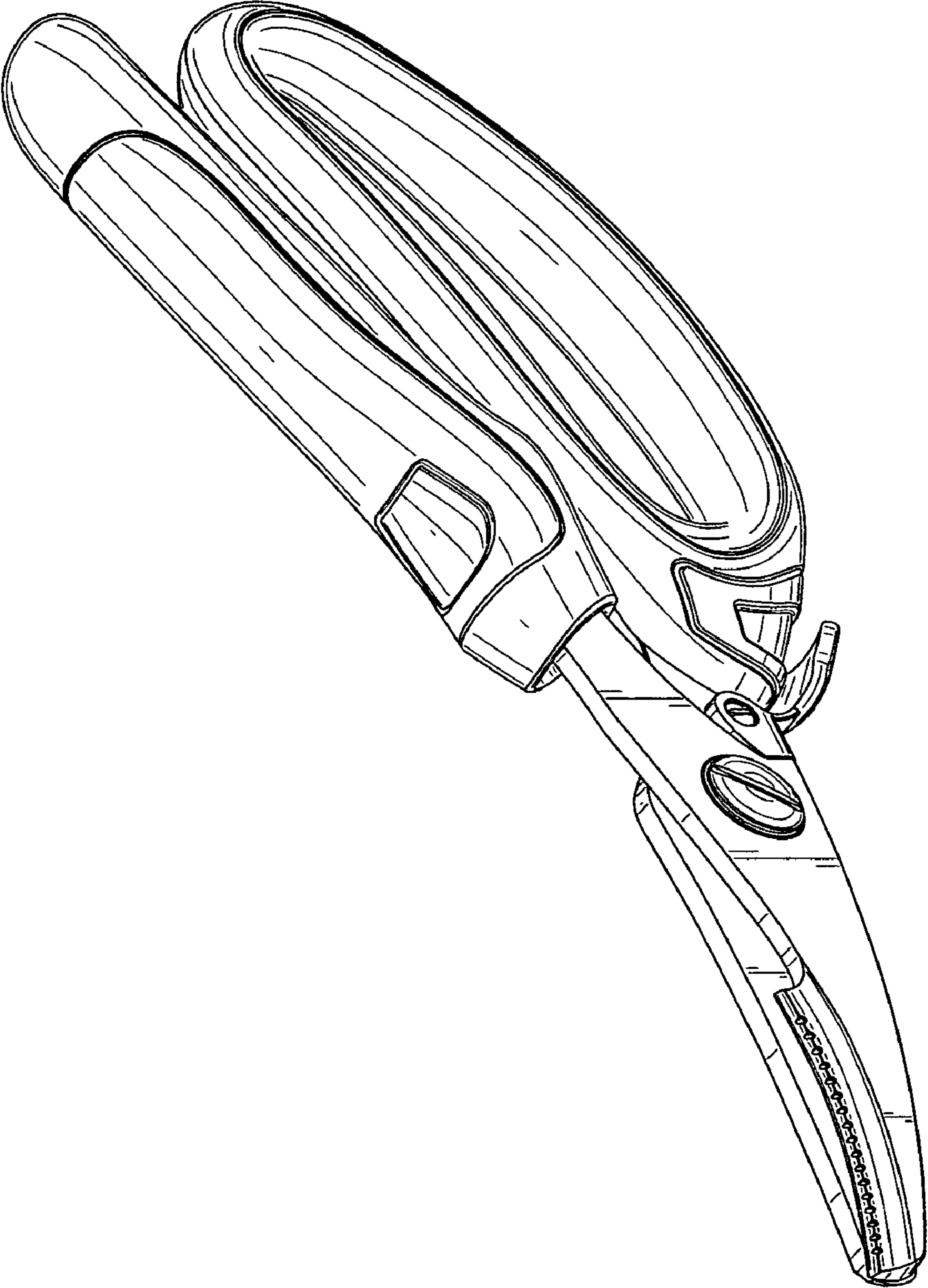


FIG. 1

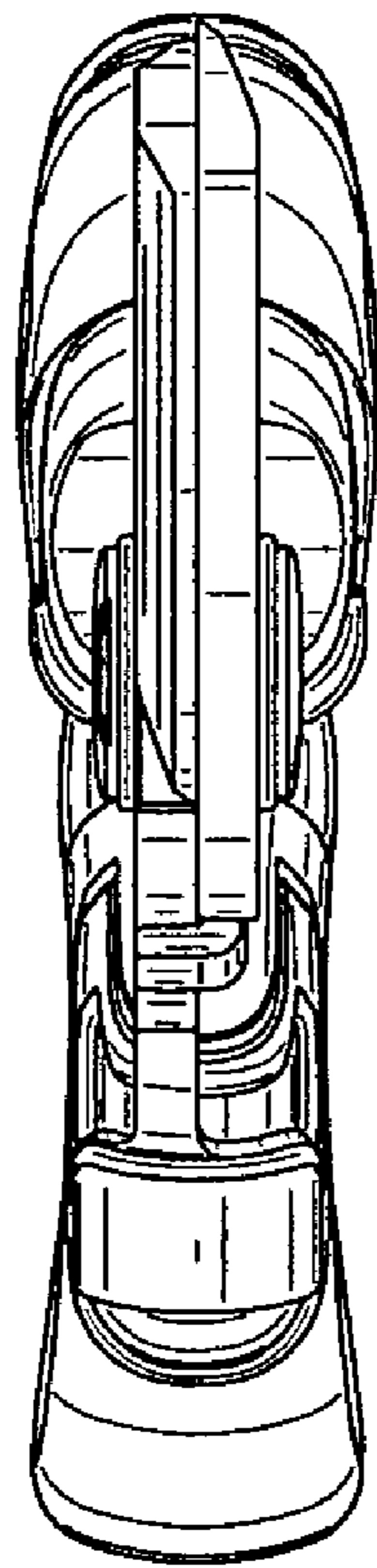


FIG. 2

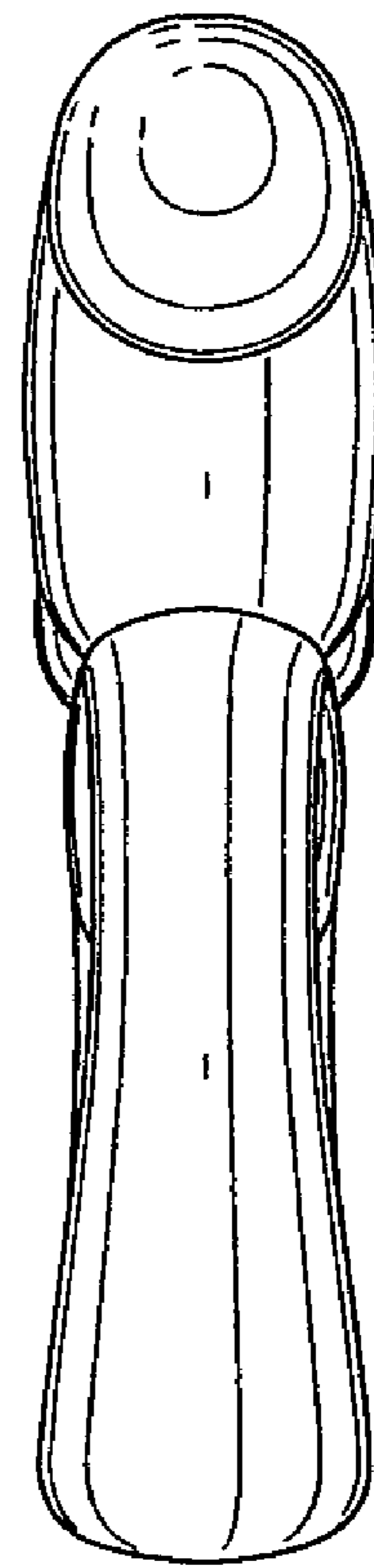


FIG. 3

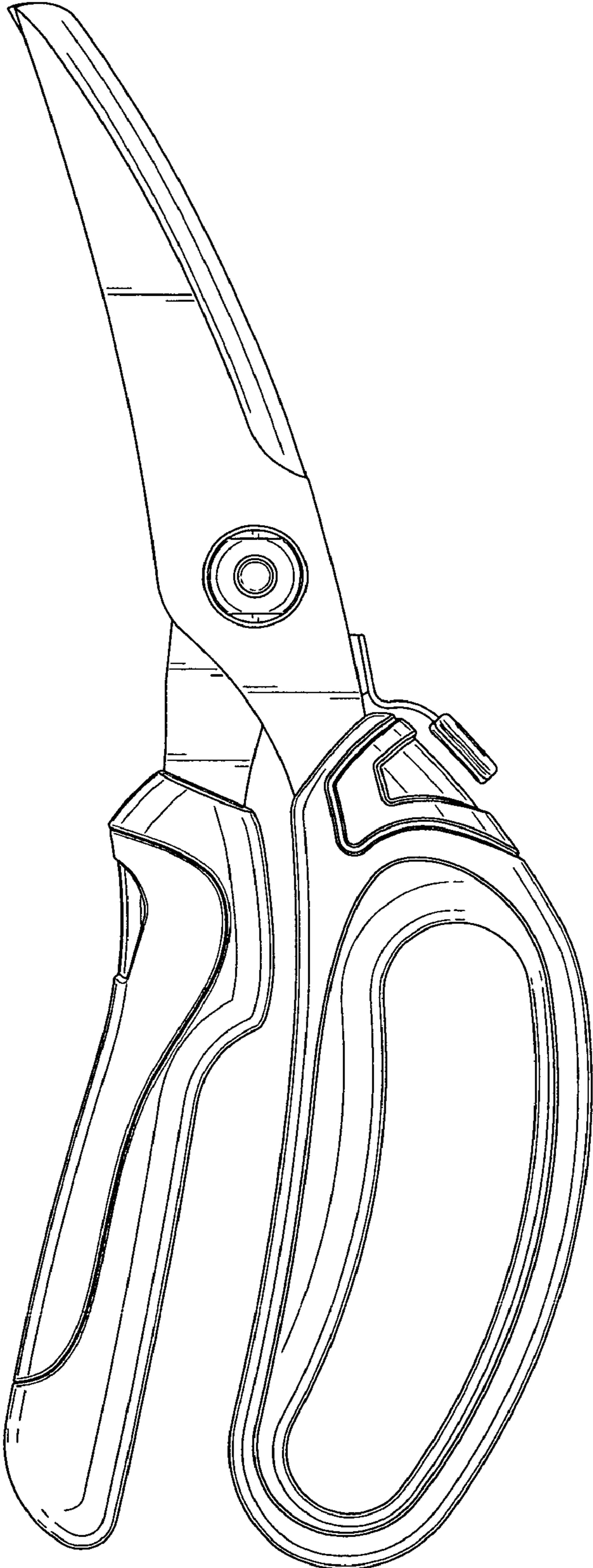


FIG. 4

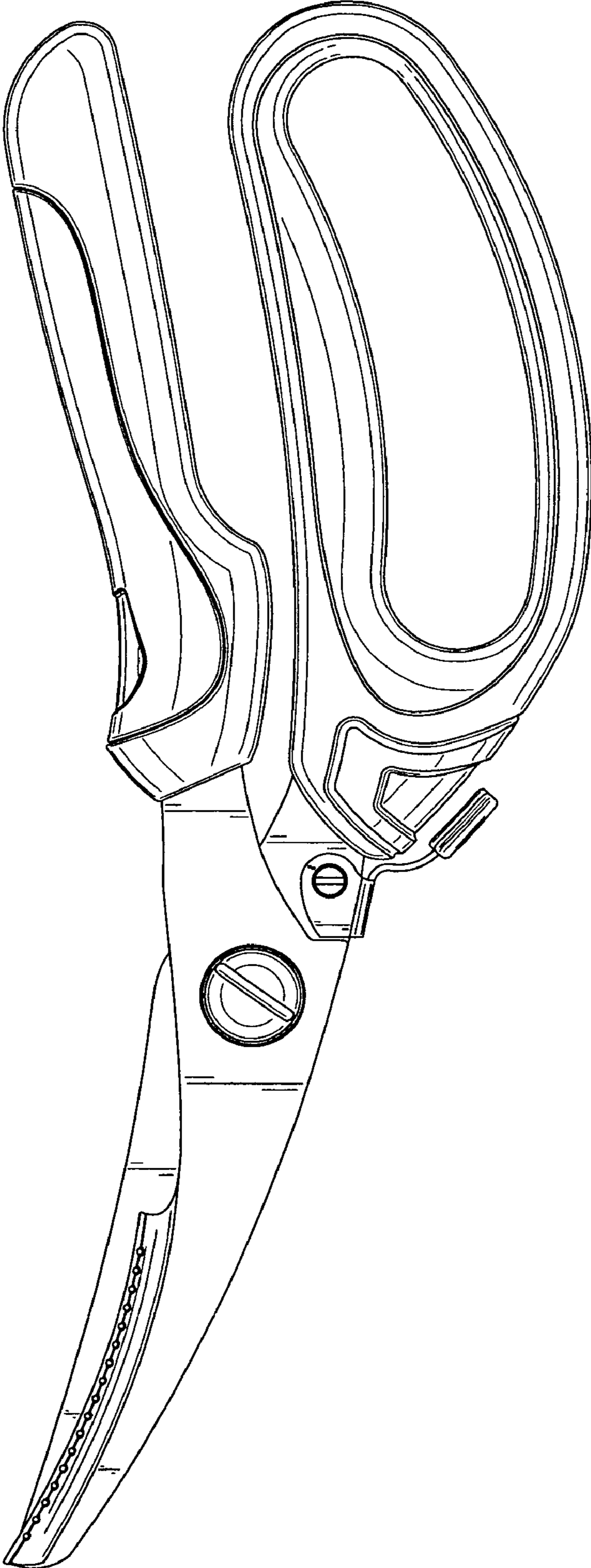


FIG. 5

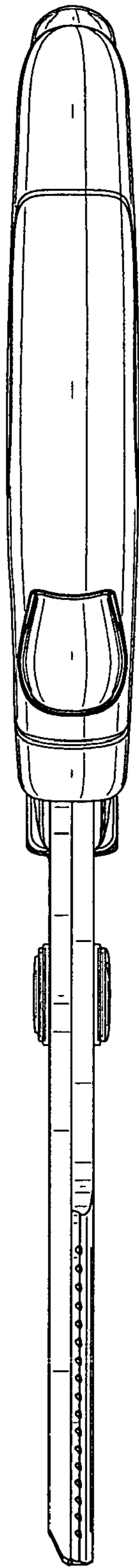


FIG. 6




FIG. 7