



US00D640103S

(12) **United States Design Patent**  
**Paolini**

(10) **Patent No.:** **US D640,103 S**

(45) **Date of Patent:** **\*\* Jun. 21, 2011**

(54) **RAKE**

(76) **Inventor:** **Kenneth Paolini**, Trumbull, CT (US)

(\*\*) **Term:** **14 Years**

(21) **Appl. No.:** **29/349,016**

(22) **Filed:** **Mar. 2, 2010**

(51) **LOC (9) Cl.** ..... **08-01**

(52) **U.S. Cl.** ..... **D8/13**

(58) **Field of Classification Search** ..... D8/6, 13;  
172/375, 371-372; 56/400.04-400.21; 7/114-116  
See application file for complete search history.

(56) **References Cited**

**U.S. PATENT DOCUMENTS**

D211,596 S *	7/1968	Gransden	.....	D8/13
D306,682 S *	3/1990	Thompson	.....	D8/13
D310,619 S *	9/1990	Schade	.....	D8/13
5,004,053 A *	4/1991	Martell	.....	172/375
D352,874 S *	11/1994	Garcia	.....	D8/13
D370,603 S *	6/1996	Lampman	.....	D8/13
D376,301 S *	12/1996	Yates et al.	.....	D8/13

D385,161 S *	10/1997	Grinde	.....	D8/13
D413,234 S *	8/1999	Spear	.....	D8/13
D508,639 S *	8/2005	Long	.....	D8/13
D546,145 S *	7/2007	Fortier	.....	D8/13
D546,641 S *	7/2007	Fortier	.....	D8/6
D592,023 S *	5/2009	Herrle	.....	D8/13

\* cited by examiner

*Primary Examiner* — Holly H Baynham

*Assistant Examiner* — Sheryl Lane

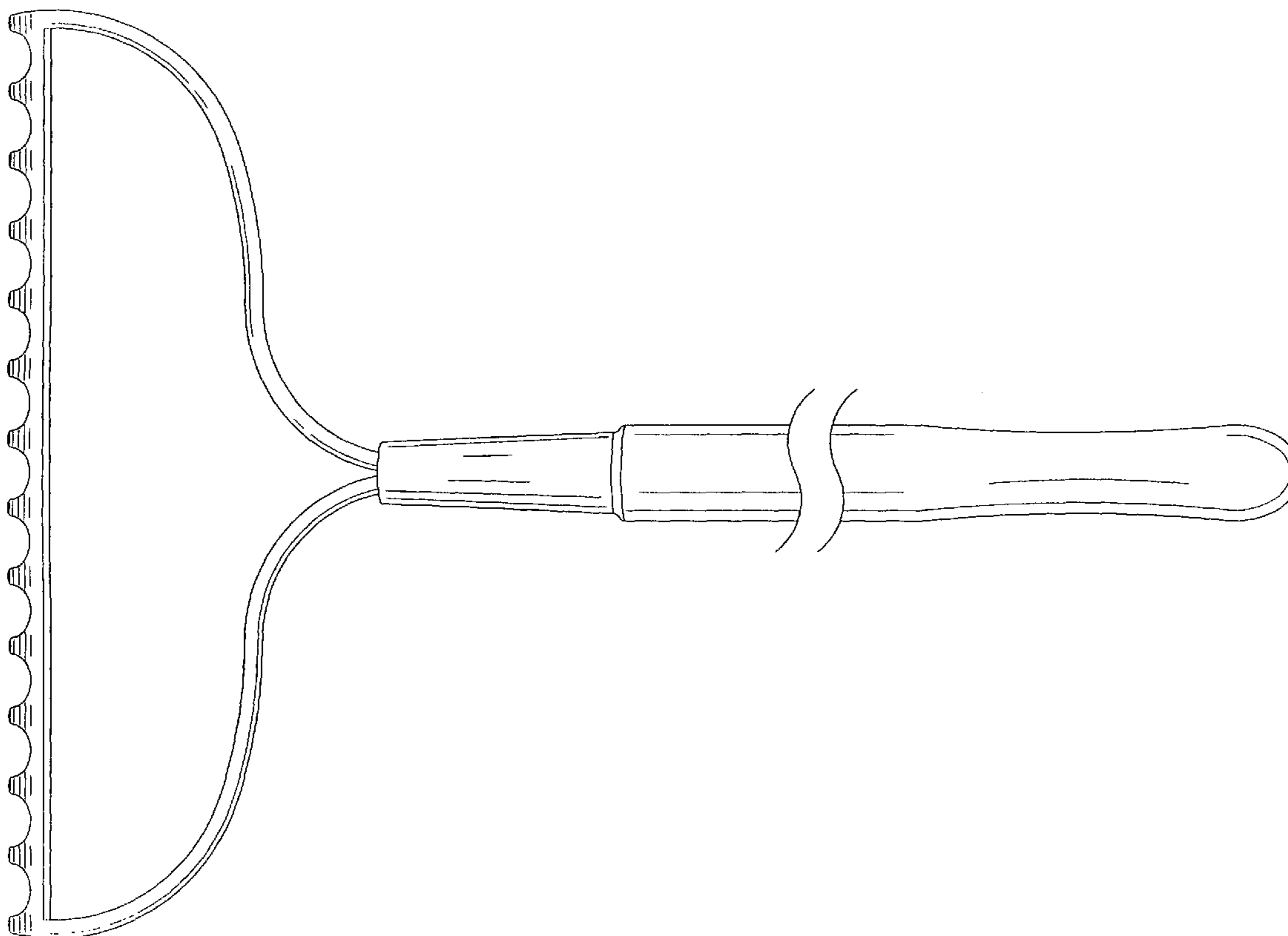
(57) **CLAIM**

The ornamental design for rake, as shown and described.

**DESCRIPTION**

FIG. 1 is a plan view of rake, showing my new design;  
FIG. 2 is a front elevation view thereof;  
FIG. 3 is a left side elevation view thereof, the right side being the same;  
FIG. 4 is a bottom view thereof; and,  
FIG. 5 is a rear elevation view thereof.  
The rake handle is broken away to indicate that no particular length is claimed.

**1 Claim, 5 Drawing Sheets**



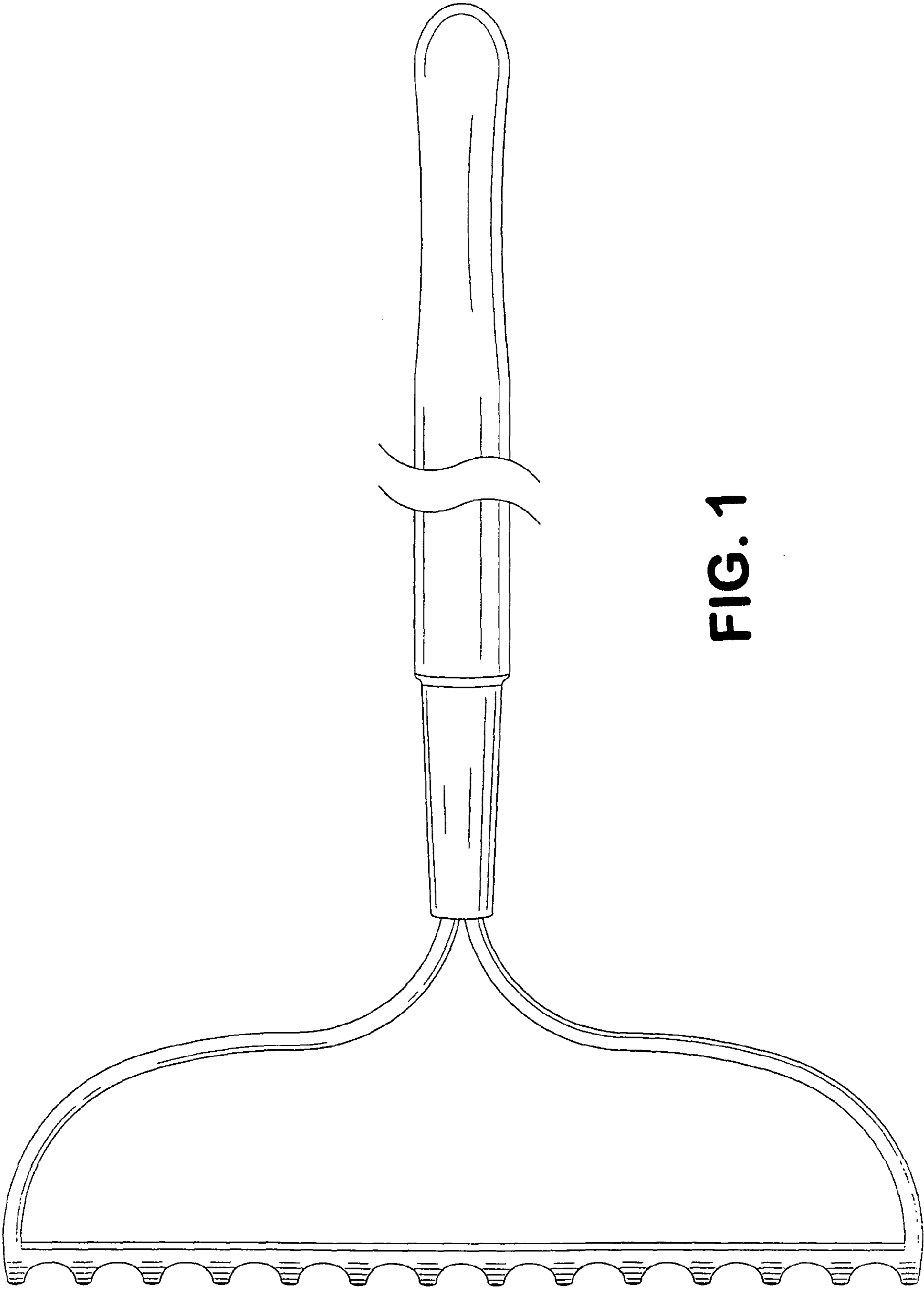


FIG. 1

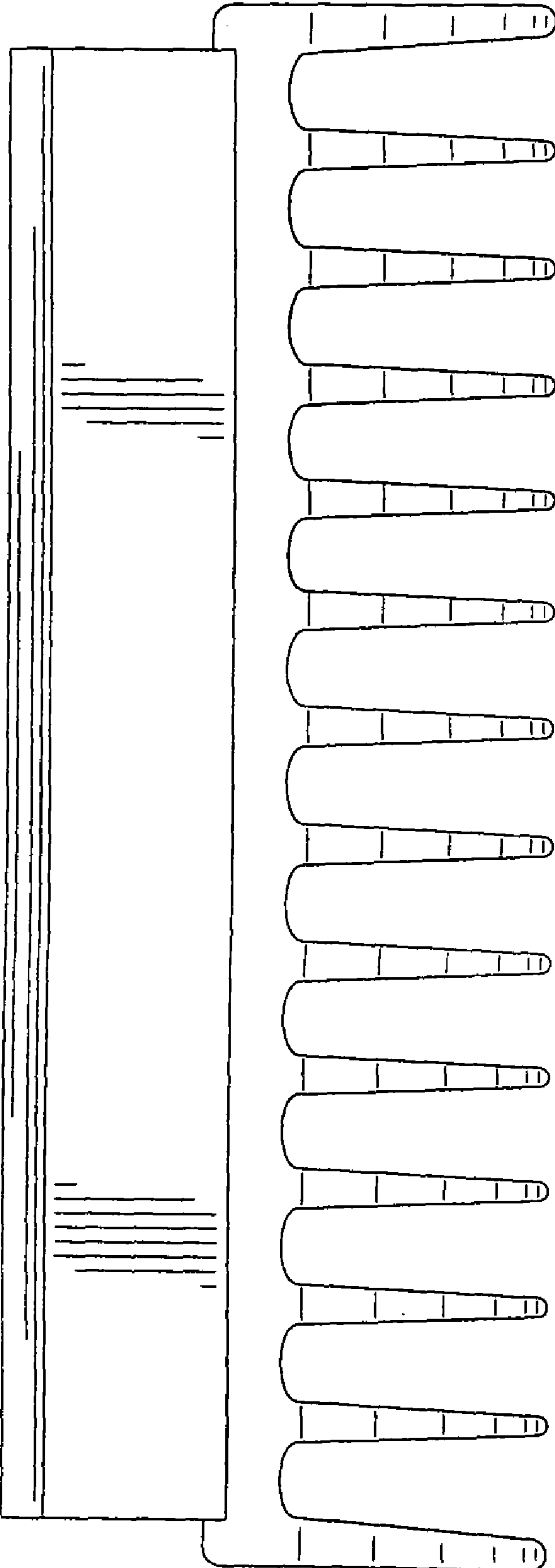
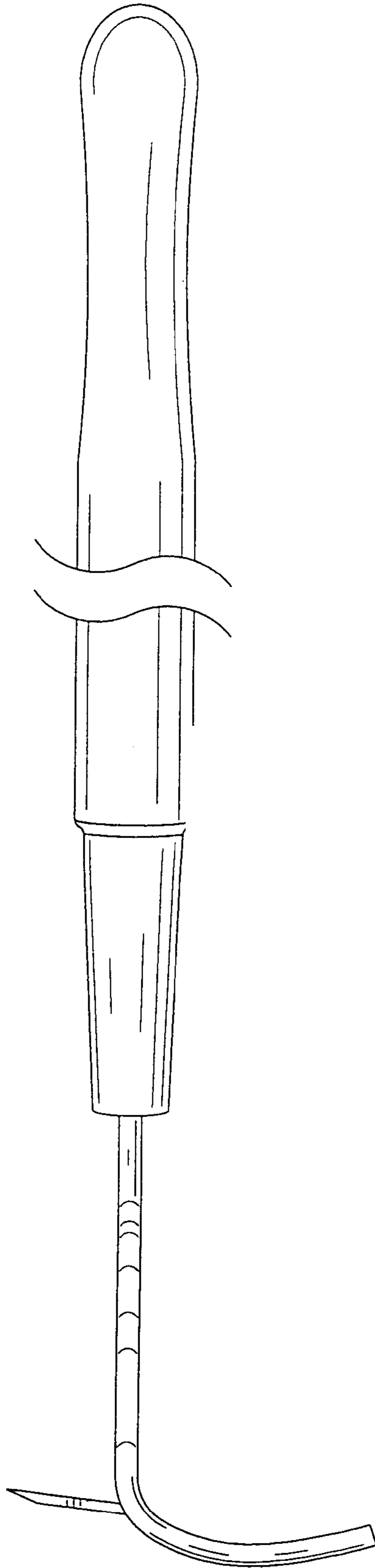


FIG. 2



**FIG. 3**

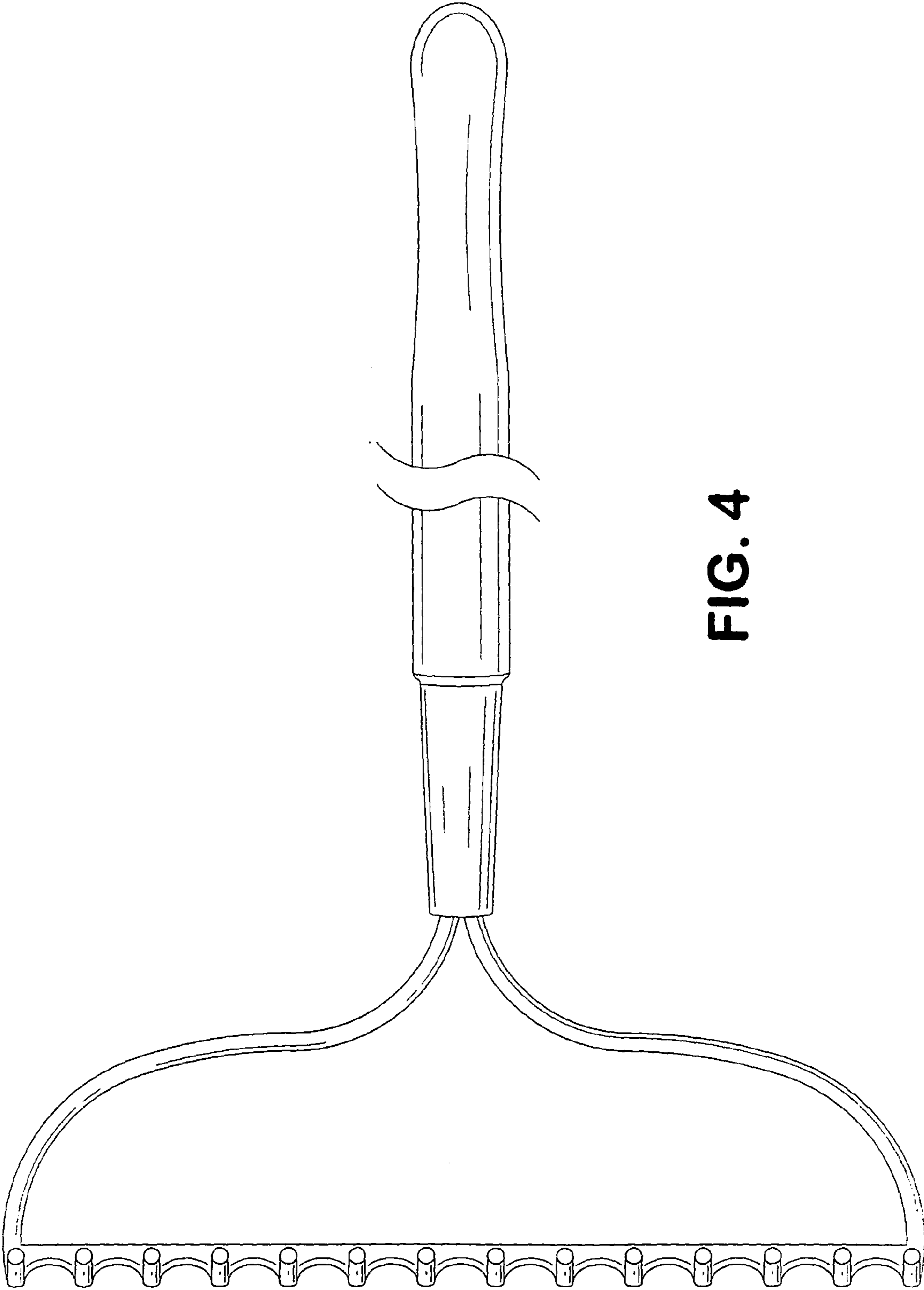


FIG. 4

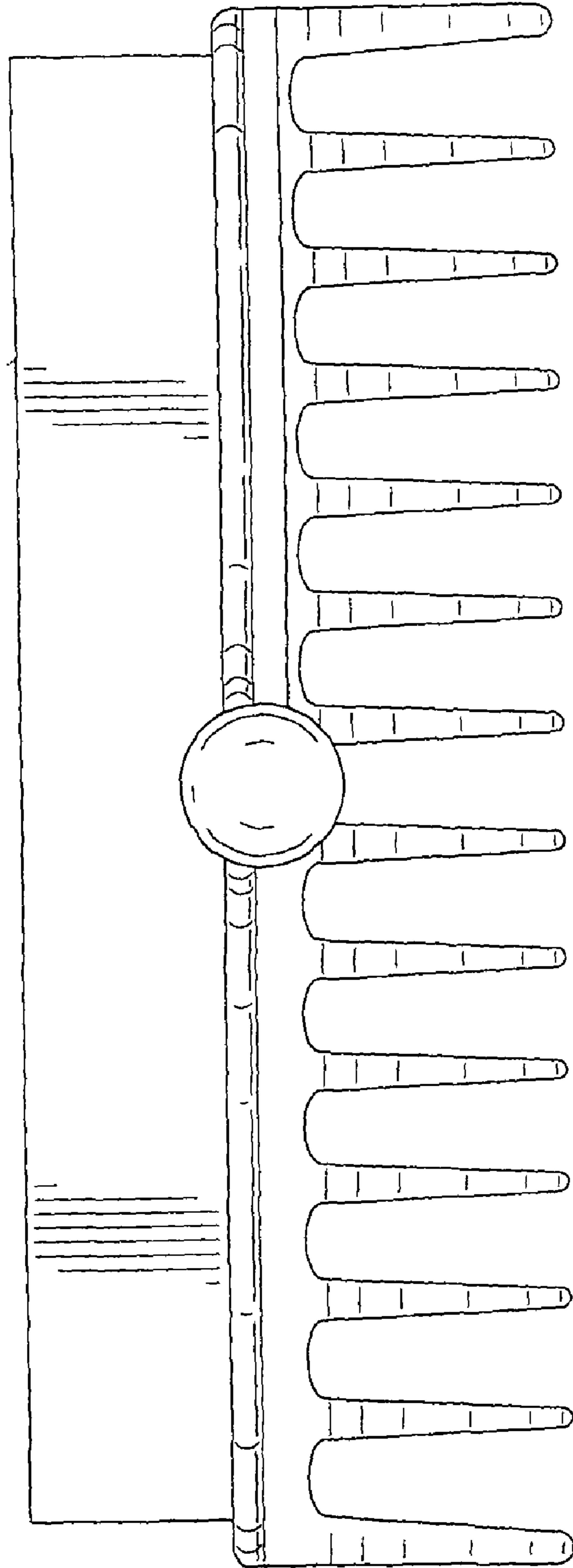


FIG. 5