



US00D640098S

(12) **United States Design Patent**
Seager

(10) **Patent No.:** **US D640,098 S**

(45) **Date of Patent:** **** Jun. 21, 2011**

(54) **BOWL**

(75) **Inventor:** **Richard Seager**, North Stonington, CT (US)

(73) **Assignee:** **Carlisle FoodService Products, Incorporated**, Oklahoma City, OK (US)

(**) **Term:** **14 Years**

(21) **Appl. No.:** **29/363,335**

(22) **Filed:** **Jun. 8, 2010**

(51) **LOC (9) Cl.** **07-01**

(52) **U.S. Cl.** **D7/562; D7/561; D7/563; D7/576**

(58) **Field of Classification Search** D7/561, D7/560, 562, 565, 536, 533, 518, 530, 563, D7/576, 584; D26/11; D9/520, 555
See application file for complete search history.

(56) **References Cited**

U.S. PATENT DOCUMENTS

D21,181 S *	11/1891	Proeger	D7/530
D46,694 S *	11/1914	Sanford	D7/562
D73,549 S *	10/1927	Ahrenote	D7/536
D77,760 S *	2/1929	Freese	D7/531
D128,510 S *	7/1941	Vevirit	D27/180
D184,285 S *	1/1959	Kogan	D7/530
D201,192 S *	5/1965	Neil	D7/562
D202,225 S *	9/1965	Huston	D9/429
D236,369 S *	8/1975	Frazier, Jr.	D26/11
D240,885 S *	8/1976	Benes	D7/562
D242,415 S *	11/1976	Benes	D7/536
D244,740 S *	6/1977	Durand	D7/530
D245,155 S *	7/1977	Harshman et al.	D11/153
D247,601 S *	3/1978	Schreckengost	D7/536
D249,919 S *	10/1978	Thrush	D7/530

D270,417 S *	9/1983	Thrush	D7/562
D270,507 S *	9/1983	Thrush	D7/536
D273,263 S *	4/1984	Thrush	D7/319
D275,255 S *	8/1984	Durand	D7/562
D276,871 S *	12/1984	Durand	D7/536
D287,560 S *	1/1987	Thrush	D7/562
D292,158 S *	10/1987	Thrush	D7/530
D296,506 S *	7/1988	Obendorfer et al.	D7/531
D324,324 S *	3/1992	Picozza	D7/565
D345,895 S *	4/1994	Jaworski	D7/560
D448,243 S *	9/2001	Kehrein	D7/509
D449,964 S *	11/2001	Benson	D7/536
D451,348 S *	12/2001	Benson	D7/565
D462,876 S	9/2002	Janky et al.		
D562,626 S	2/2008	Freeman		
D562,638 S *	2/2008	Hamberger et al.	D7/560

OTHER PUBLICATIONS

Photograph of plate—Undated.

* cited by examiner

Primary Examiner — Marianne Pandozzi

(74) *Attorney, Agent, or Firm* — McAfee & Taft


(57) **CLAIM**

The ornamental design for a bowl, as shown and described.

DESCRIPTION

FIG. 1 is a top perspective view of a bowl showing the new design;
FIG. 2 is a perspective view showing the bottom thereof;
FIG. 3 is a front elevational view, the rear side and the left and right sides being identical thereto;
FIG. 4 is a bottom plan view thereof; and,
FIG. 5 is a top plan view thereof.

1 Claim, 3 Drawing Sheets



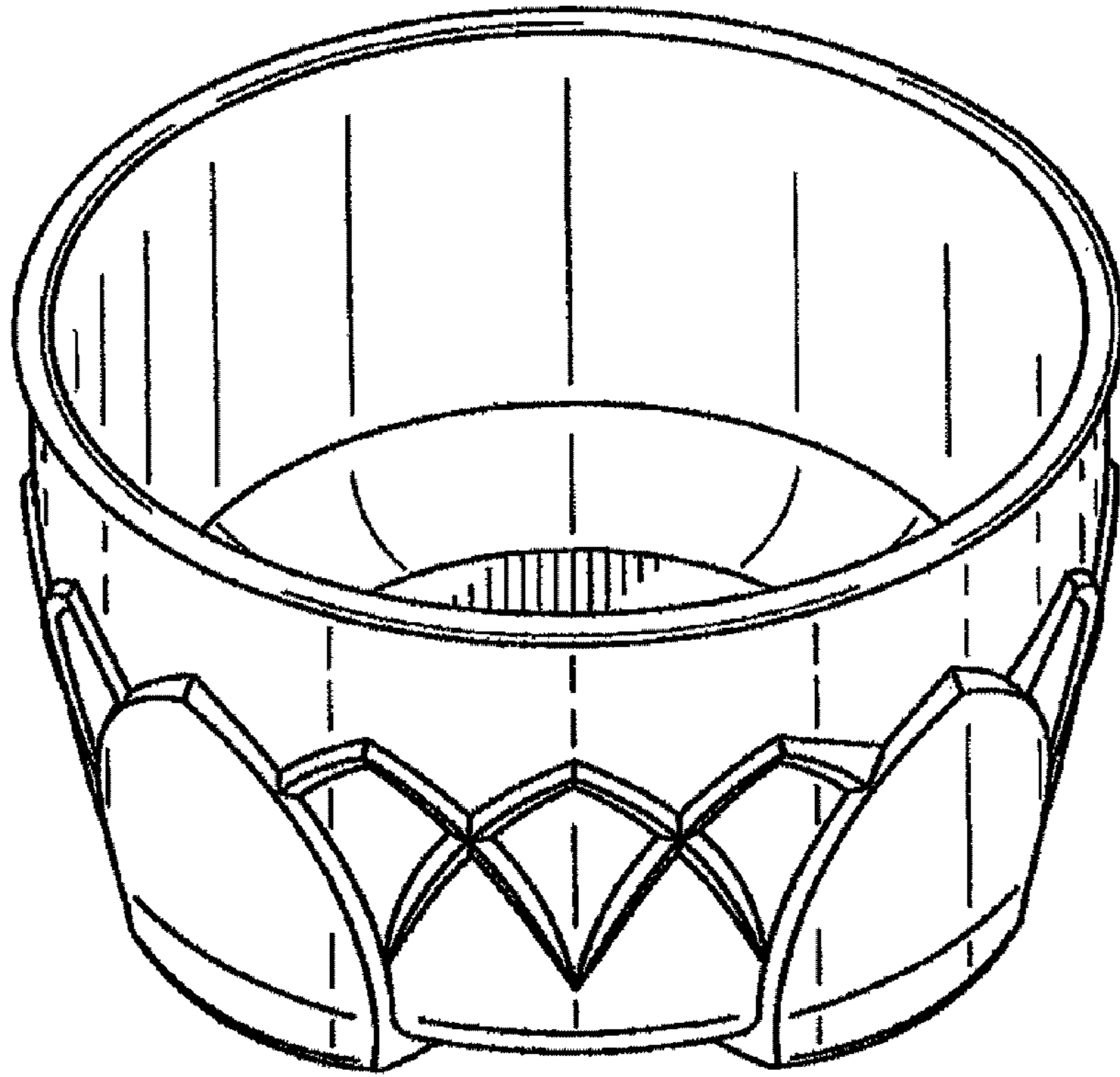


FIG. 1

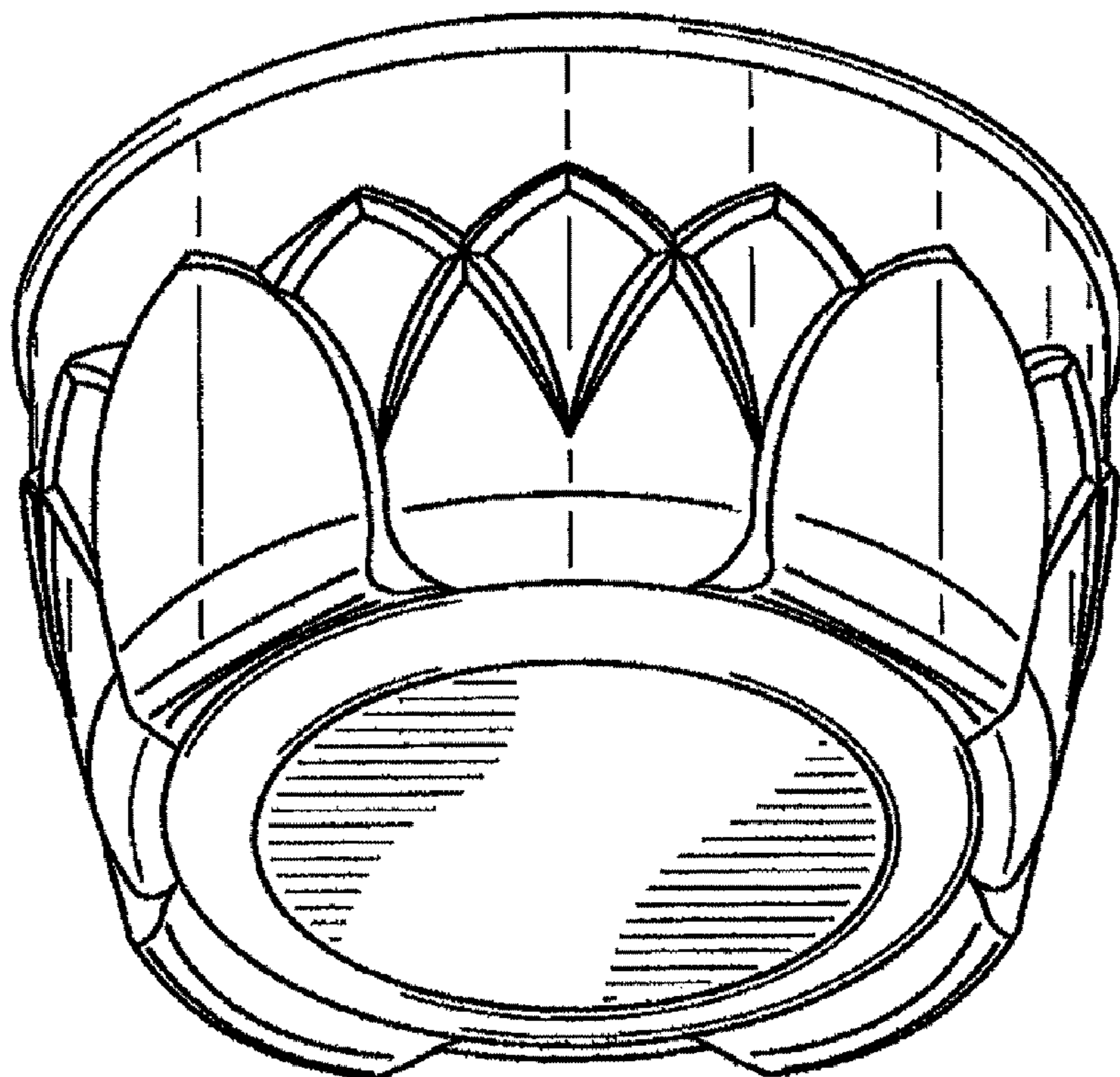


FIG. 2




FIG. 3

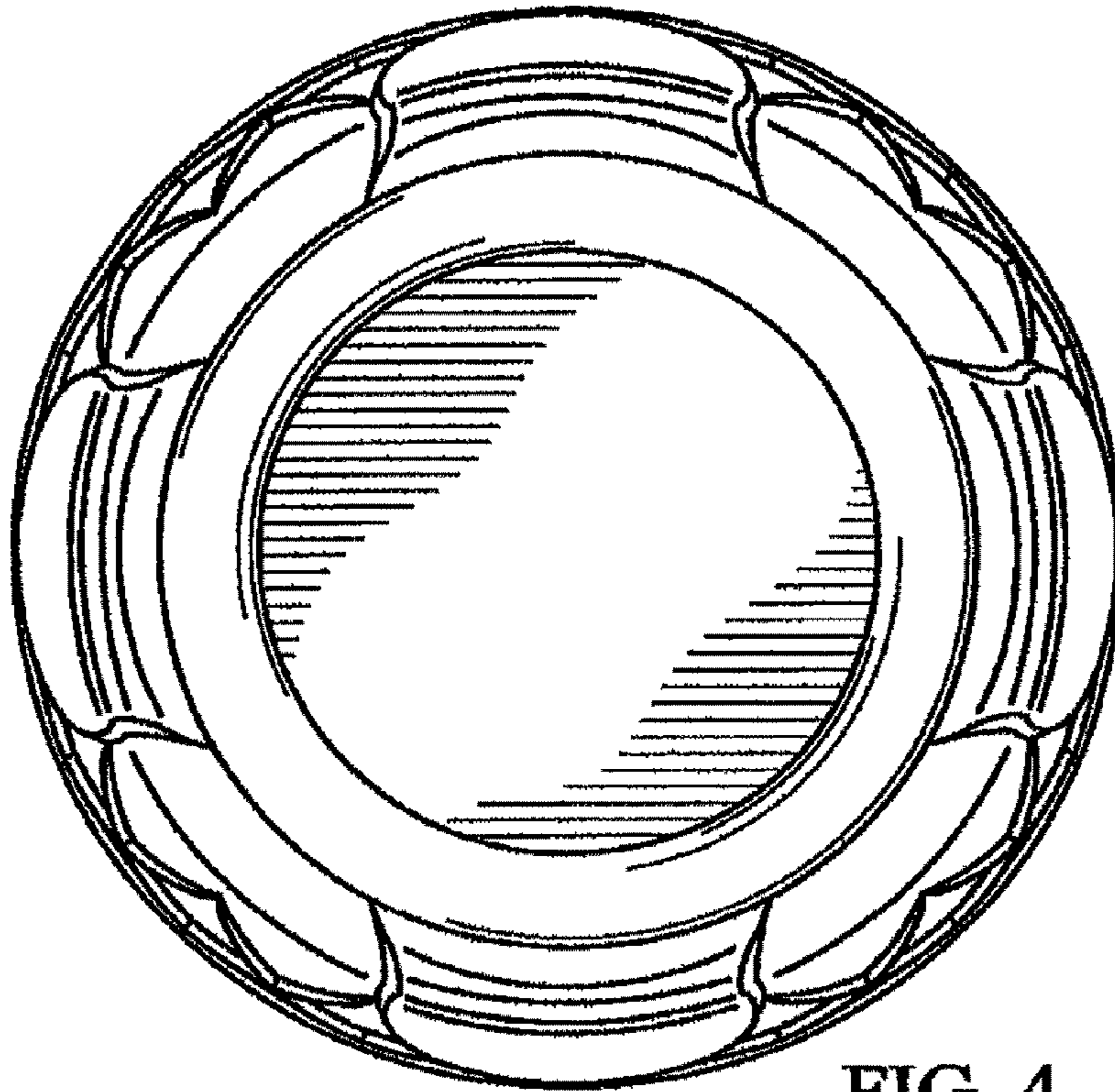


FIG. 4

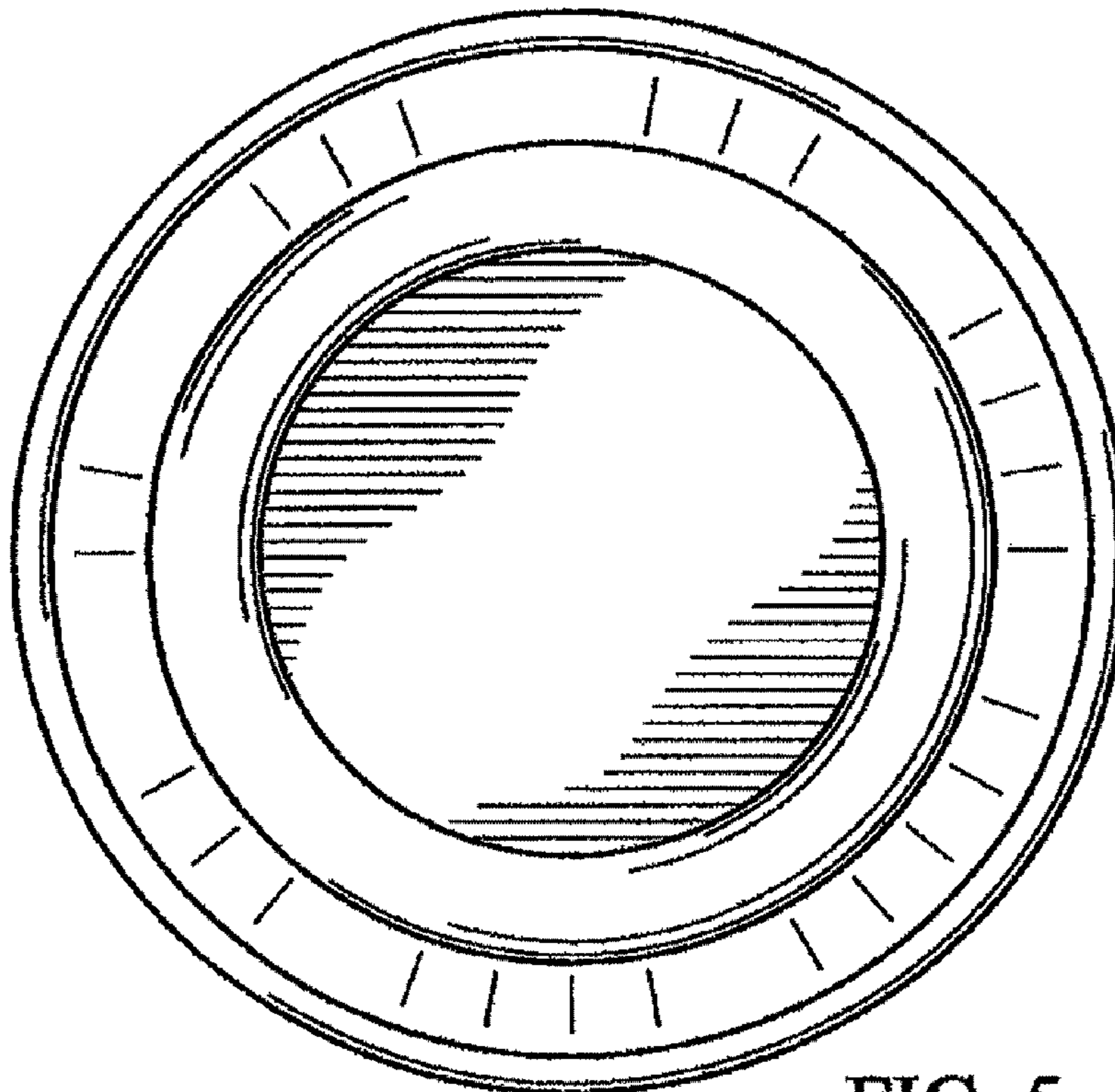


FIG. 5