



US00D640088S

(12) **United States Design Patent**
Tanaka

(10) **Patent No.:** **US D640,088 S**
(45) **Date of Patent:** **** Jun. 21, 2011**

(54) **FOWL COOKING APPLIANCE**

(76) Inventor: **John Tanaka**, Kohala, HI (US)

(**) Term: **14 Years**

(21) Appl. No.: **29/372,296**

(22) Filed: **Nov. 5, 2010**

(51) **LOC (9) Cl.** **07-02**

(52) **U.S. Cl.** **D7/368; D7/683**

(58) **Field of Classification Search** D7/368,
D7/669, 683; 99/419, 421 A, 421 H, 441;
426/523; D28/65; 132/321-329; 294/1.1,
294/5, 26, 50, 55.5, 61

See application file for complete search history.

(56) **References Cited**

U.S. PATENT DOCUMENTS

D507,157 S *	7/2005	Youngblood	D7/669
D622,557 S *	8/2010	Kerulis et al.	D7/683
2007/0034093 A1 *	2/2007	Nelson	99/419

* cited by examiner

Primary Examiner — Terry Wallace

(74) *Attorney, Agent, or Firm* — Donald E. Schreiber

(57) **CLAIM**

The ornamental design for a “fowl cooking appliance,” as shown and described.

DESCRIPTION

FIG. 1 is a perspective view of my new design for a “fowl cooking appliance” illustrating surfaces thereof that is adapted for inserting into a fowl’s body cavity during roasting;

FIG. 2 is a front elevation view of the article shown in FIG. 1; FIG. 3 is a right side elevation view of the article shown in FIG. 1;

FIG. 4 is a rear elevation view of the article shown in FIG. 1; FIG. 5 is an upper elevation view of the article shown in FIGS. 1 and 4; and,

FIG. 6 is a lower elevation view of the article shown in FIGS. 1 and 4.

The broken lines are for illustrative purposes only and form no part of the claimed design.

1 Claim, 3 Drawing Sheets





FIG. 1






FIG. 2




FIG. 3




FIG. 4

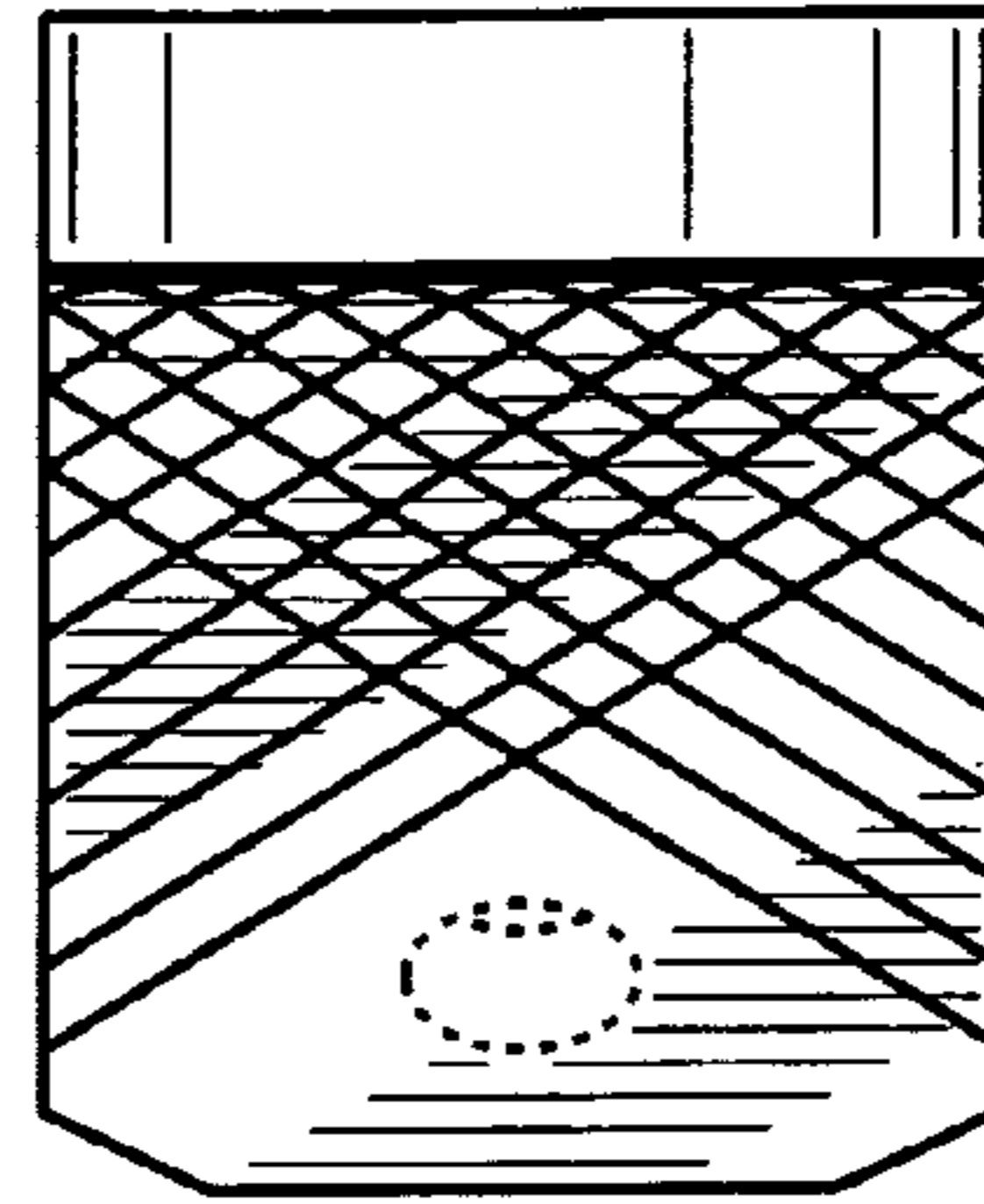


FIG. 5

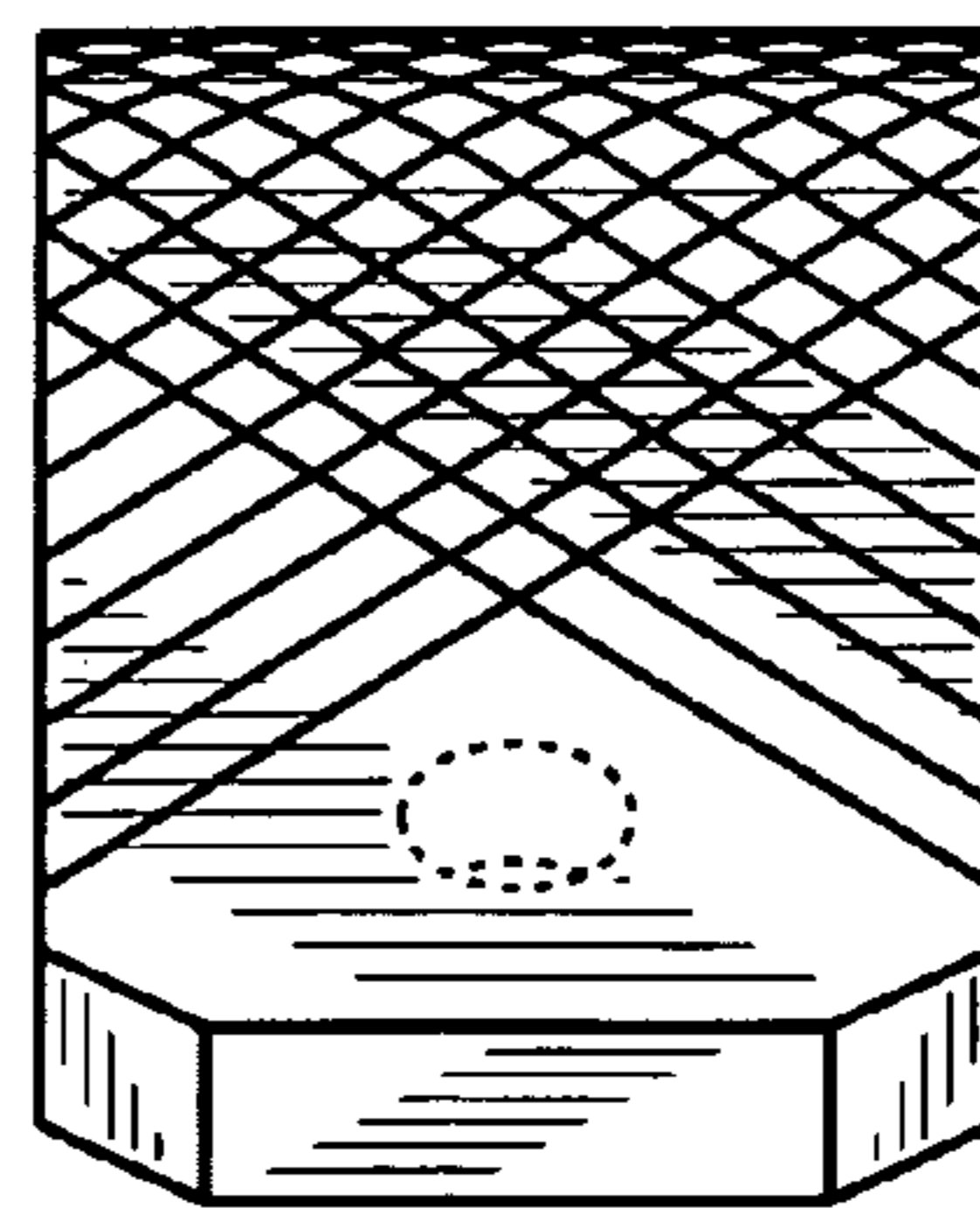


FIG. 6