



US00D640087S

(12) **United States Design Patent**  
**Tanaka**

(10) **Patent No.:** **US D640,087 S**

(45) **Date of Patent:** **\*\* Jun. 21, 2011**

(54) **JOINT COOKING APPLIANCE**

*Primary Examiner* — Terry Wallace

(76) Inventor: **John Tanaka**, Kohala, HI (US)

(74) *Attorney, Agent, or Firm* — Donald E. Schreiber

(\*\*) Term: **14 Years**

(57) **CLAIM**

The ornamental design for a “joint cooking appliance,” as shown and described.

(21) Appl. No.: **29/372,295**

(22) Filed: **Nov. 5, 2010**

**DESCRIPTION**

(51) **LOC (9) Cl.** ..... **07-02**

(52) **U.S. Cl.** ..... **D7/368; D7/683**

(58) **Field of Classification Search** ..... D7/368,  
D7/683, 669; D28/65; 132/321–329; 294/1.1,  
294/5, 26, 50, 55.5, 61; 99/419, 421 A, 421 H,  
99/441; 426/523

FIG. 1 is a perspective view of my new design for a “joint cooking appliance” illustrating surfaces thereof that is adapted for embedding into a joint during roasting;

FIG. 2 is a front elevation view of the article shown in FIG. 1; FIG. 3 is a right side elevation view of the article shown in FIG. 1;

FIG. 4 is a rear elevation view of the article shown in FIG. 1; FIG. 5 is an upper elevation view of the article shown in FIGS. 1 and 4; and,

FIG. 6 is a lower elevation view of the article shown in FIGS. 1 and 4.

See application file for complete search history.


(56) **References Cited**


U.S. PATENT DOCUMENTS

D345,825 S \* 4/1994 Arnold ..... D28/65  
D622,557 S \* 8/2010 Kerulis et al. .... D7/683

\* cited by examiner

**1 Claim, 3 Drawing Sheets**






**FIG. 1**



**FIG. 2**



**FIG. 3**



**FIG. 4**



**FIG. 5**



**FIG. 6**