



US00D640074S

(12) **United States Design Patent**  
**Hamilton et al.**

(10) **Patent No.:** **US D640,074 S**  
(45) **Date of Patent:** **\*\* Jun. 21, 2011**

(54) **STANCHION ASSEMBLY**  
(75) Inventors: **John Hamilton**, Grand Rapids, MI (US);  
**Daniel N. Philips**, Kentwood, MI (US);  
**Krista J. Eberle**, Grand Rapids, MI (US)

(73) Assignee: **Steelcase Inc.**, Grand Rapids, MI (US)

(\*\*) Term: **14 Years**

(21) Appl. No.: **29/318,654**

(22) Filed: **May 23, 2008**

(51) **LOC (9) Cl.** ..... **06-07**

(52) **U.S. Cl.** ..... **D6/491**

(58) **Field of Classification Search** ..... D6/491;  
119/520; 114/78; 52/832; 256/67; 224/321,  
224/326, 329; D12/414, 223; 182/45; 248/415;  
362/431

See application file for complete search history.

(56) **References Cited**

U.S. PATENT DOCUMENTS

2,068,888	A *	1/1937	Patten	.....	119/520
2,720,857	A *	10/1955	Rosamond et al.	.....	114/78
3,243,153	A	3/1966	Kelly et al.		
3,352,084	A *	11/1967	Seery	.....	52/832
3,511,477	A *	5/1970	Seery	.....	256/67
4,093,224	A *	6/1978	Hale	.....	473/416
4,270,681	A *	6/1981	Ingram	.....	224/321
4,279,368	A *	7/1981	Kowalski	.....	224/326
4,341,332	A *	7/1982	Kowalski et al.	.....	224/326
D276,990	S *	1/1985	Stapleton	.....	D12/414
4,721,239	A *	1/1988	Gibbs et al.	.....	224/322
4,748,913	A	6/1988	Favaretto et al.		
D309,126	S *	7/1990	Carr	.....	D12/414
5,169,091	A	12/1992	Beroth		
D346,994	S *	5/1994	Weger et al.	.....	D12/223
5,353,891	A *	10/1994	Griek et al.	.....	182/45
D353,574	S *	12/1994	Weger et al.	.....	D12/223
5,464,070	A *	11/1995	Griek et al.	.....	182/45
5,794,826	A	8/1998	Cronce et al.		
5,826,850	A *	10/1998	Goldsmith	.....	248/415
5,967,467	A	10/1999	Onishi et al.		

6,070,996	A *	6/2000	McCollum	.....	362/431
6,196,140	B1	3/2001	Newhouse et al.		
6,196,648	B1	3/2001	Henriott		
6,267,064	B1	7/2001	Ostertag et al.		
6,550,875	B1	4/2003	Compton et al.		
6,748,710	B2	6/2004	Gresham et al.		
6,988,846	B2	1/2006	Vogt		
6,990,909	B2	1/2006	Gosling et al.		
7,070,374	B2	7/2006	Womack et al.		
7,090,174	B2	8/2006	Korczak et al.		

(Continued)

*Primary Examiner* — Philip S Hyder

*Assistant Examiner* — Sydney R Buffalow

(74) *Attorney, Agent, or Firm* — Price, Heneveld, Cooper, DeWitt & Litton, LLP

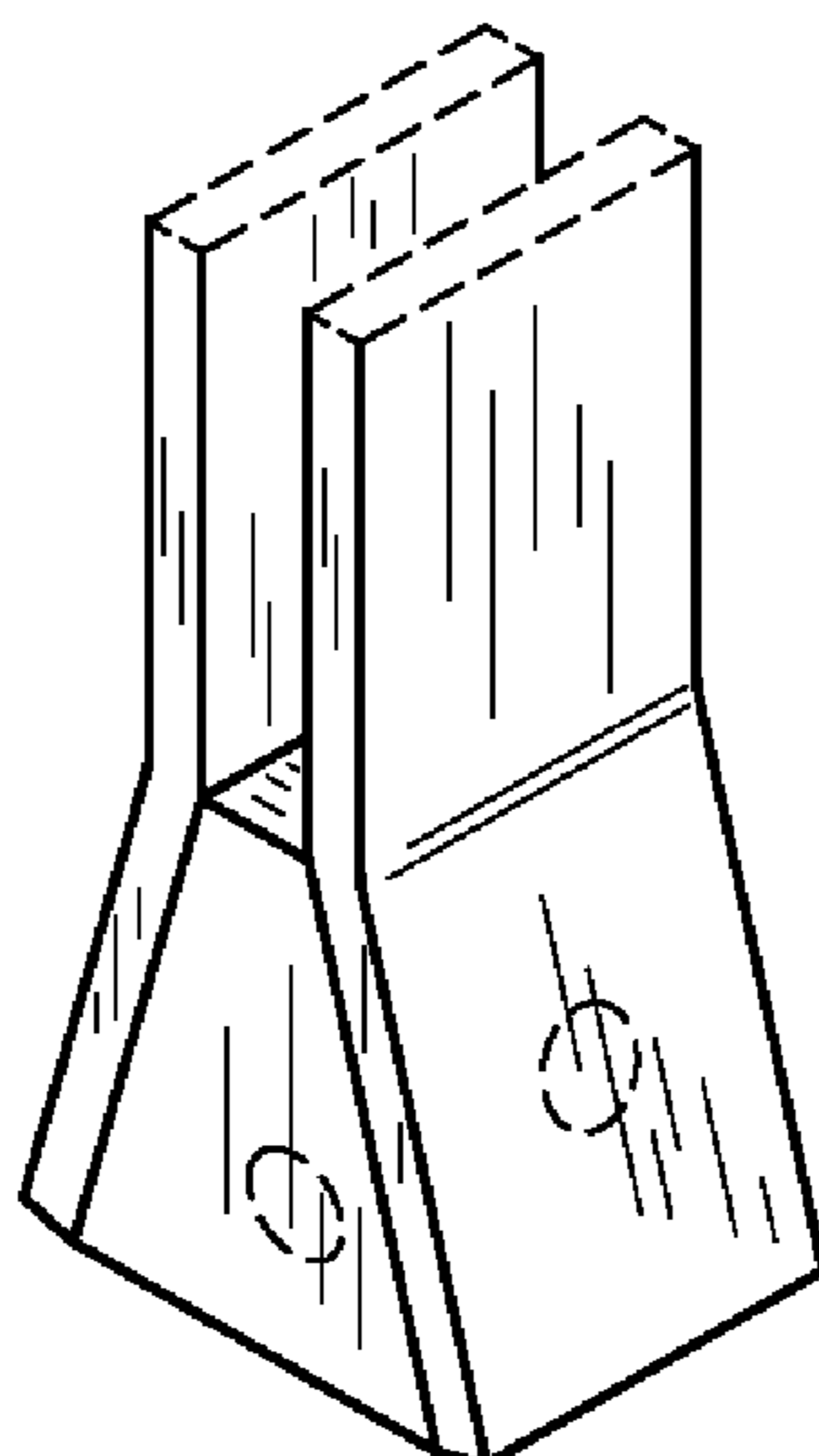
(57) **CLAIM**

We claim the ornamental design for a stanchion assembly, as shown.

**DESCRIPTION**

FIG. 1 is a top, a front and side perspective view of a stanchion assembly showing our new design;  
 FIG. 2 is a front elevational view thereof, the rear elevational view being a mirror image thereof;  
 FIG. 3 is a side elevational view, the opposite side being a mirror image thereof;  
 FIG. 4 is a top plan view thereof;  
 FIG. 5 is a bottom plan view thereof;  
 FIG. 6 is a top, a front and side perspective view of a second embodiment of the stanchion assembly;  
 FIG. 7 is a front elevational view of a second embodiment of the stanchion assembly, the rear elevational view being a mirror image thereof;  
 FIG. 8 is a side elevational view of the second embodiment, the opposite side being a mirror image thereof;  
 FIG. 9 is a top plan view of the second embodiment; and,  
 FIG. 10 is a bottom plan view of the second embodiment.  
 The dashed lines within the figures are for illustrative purposes only and form no part of the claimed invention.

**1 Claim, 3 Drawing Sheets**



# US D640,074 S

Page 2

---

## U.S. PATENT DOCUMENTS

7,101,131	B2	9/2006	Herb				
D537,405	S *	2/2007	Saward .....	D12/414			
7,337,737	B1 *	3/2008	Fanucci et al. ....	114/75			
2002/0079789	A1	6/2002	Grubb et al.				
2004/0134951	A1 *	7/2004	Allen .....	224/326			
2005/0263041	A1	12/2005	Mueller et al.				
					2006/0086767	A1 *	4/2006 Harberts et al. .... 224/329
					2006/0124812	A1	6/2006 Berardi
					2007/0251428	A1	11/2007 Mead et al.
					2008/0035031	A1	2/2008 Yamanishi et al.
					2008/0035034	A1	2/2008 Morita et al.

\* cited by examiner

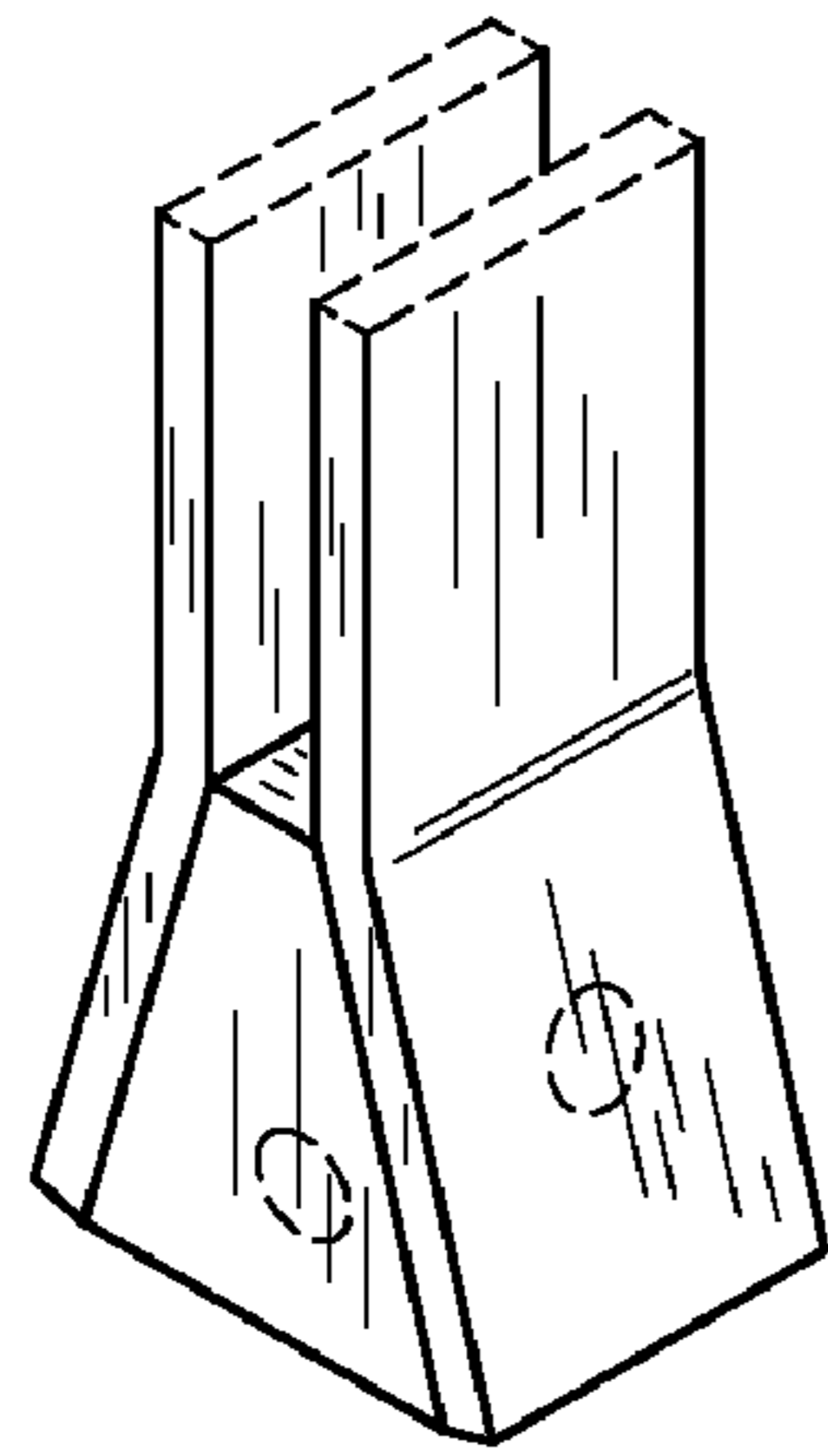


FIG. 1

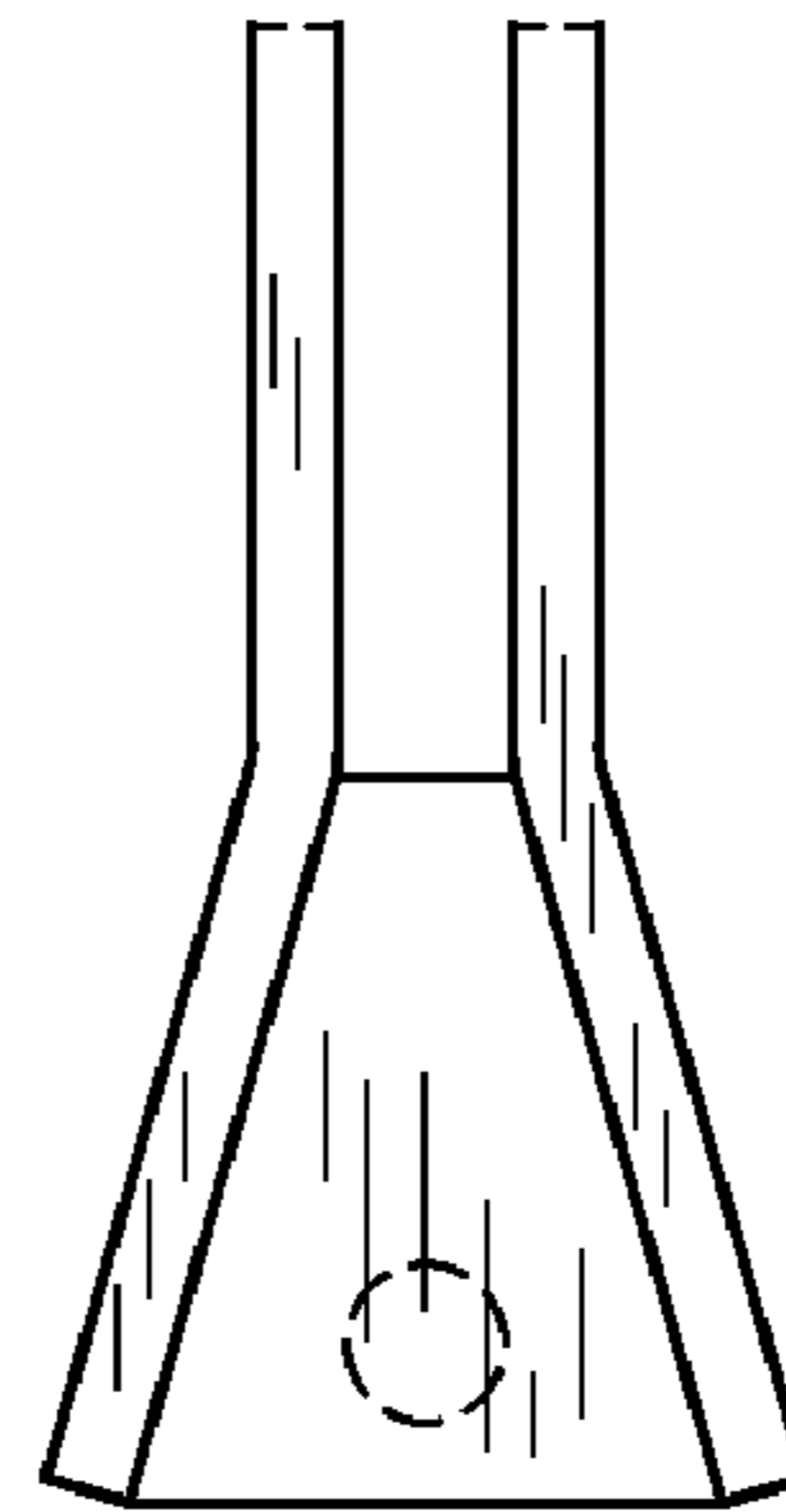


FIG. 2

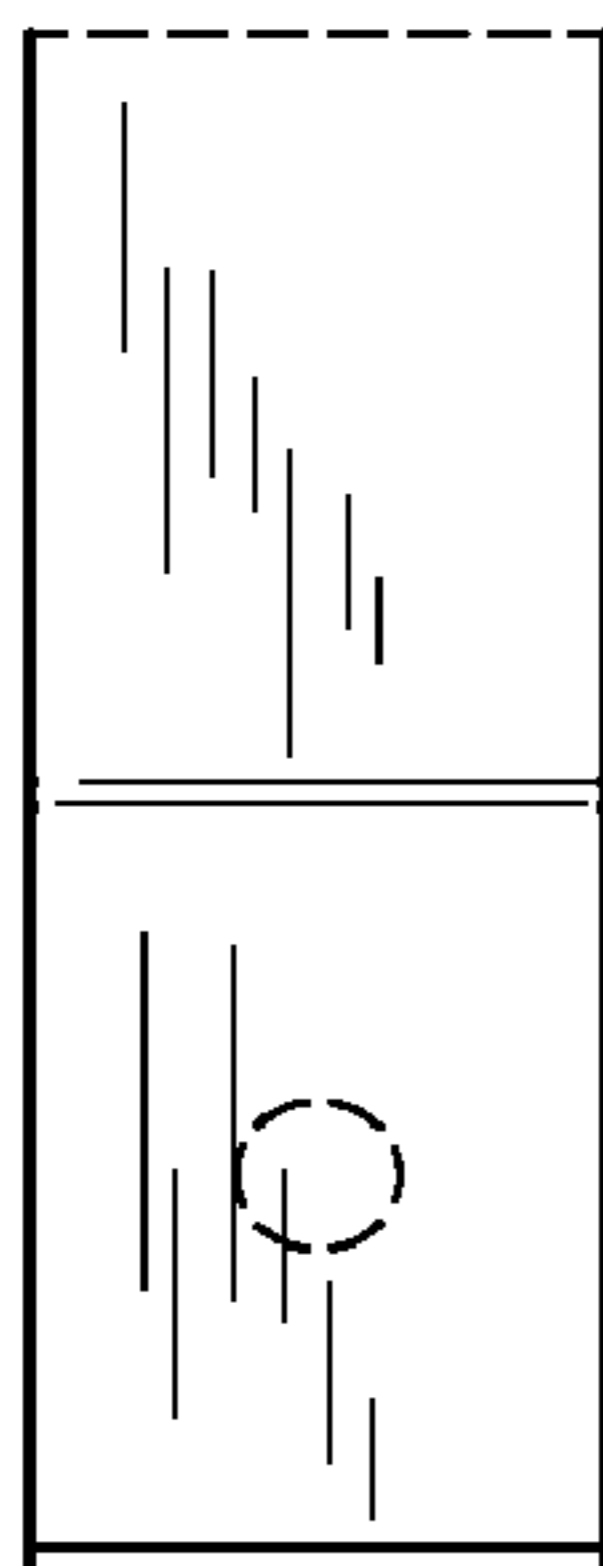


FIG. 3

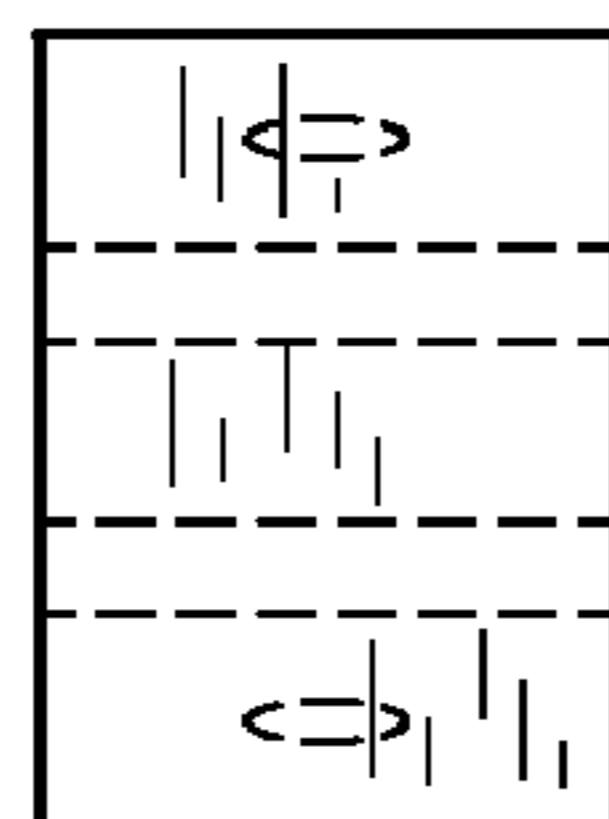


FIG. 4

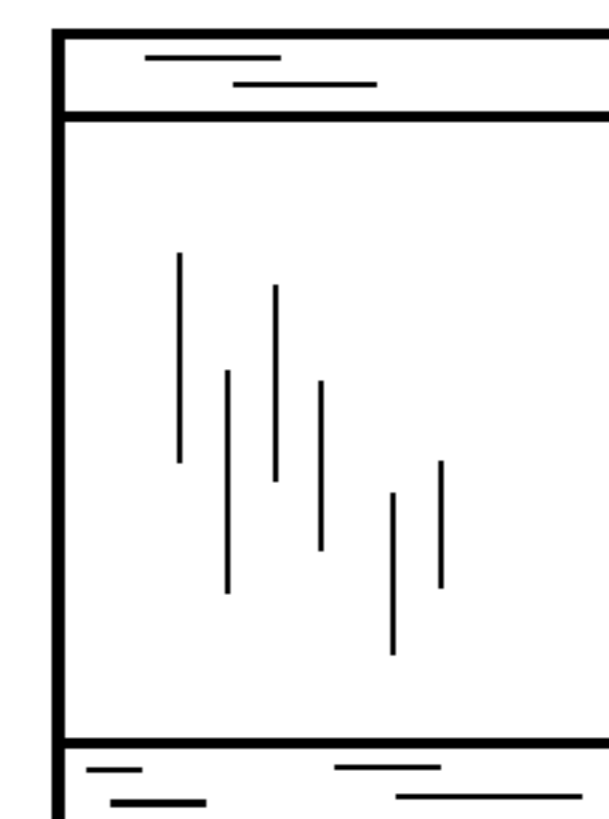


FIG. 5

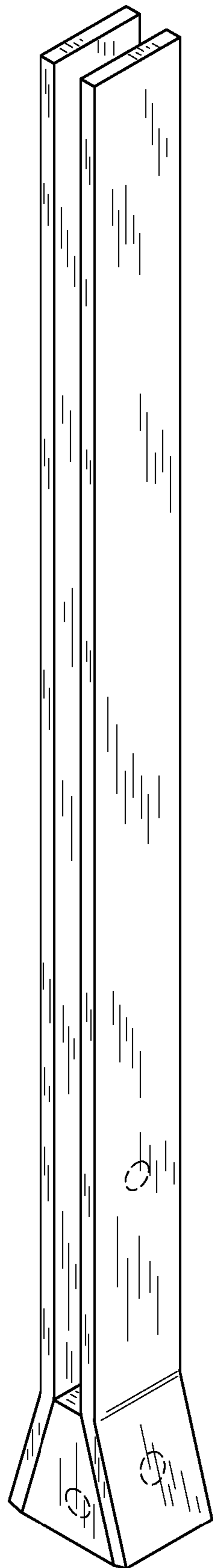


FIG. 6

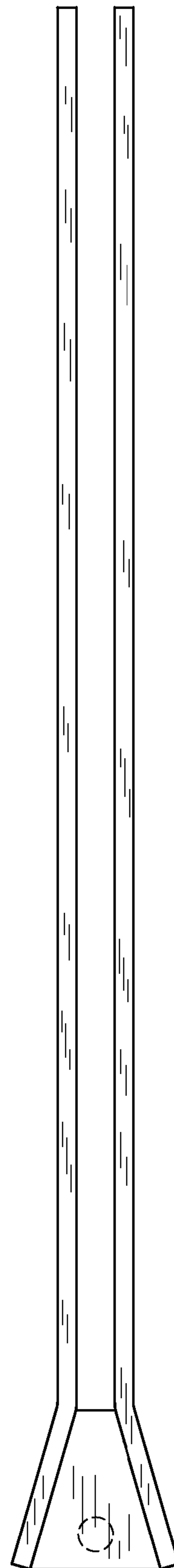


FIG. 7

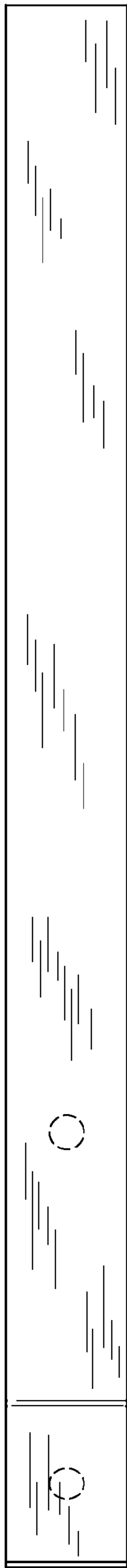


FIG. 8

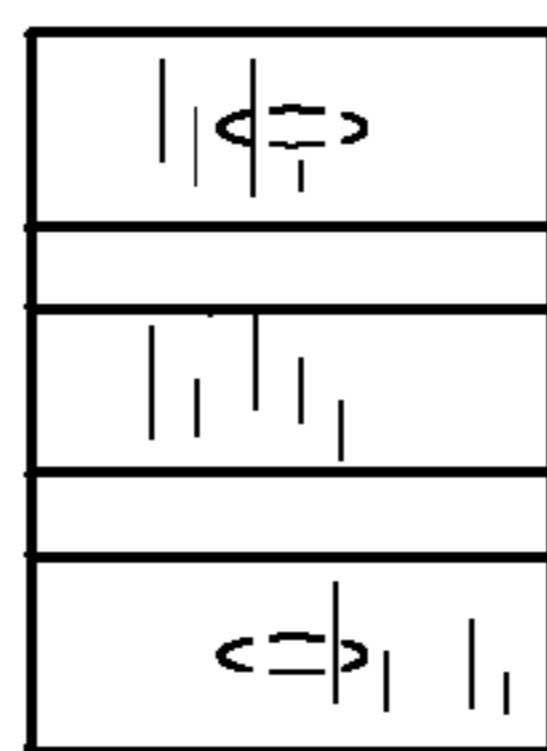


FIG. 9

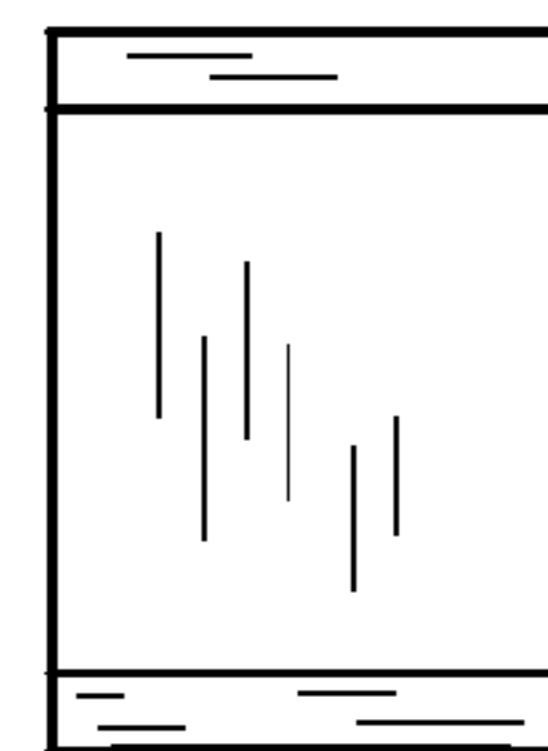


FIG. 10