

US00D640060S

(12) **United States Design Patent**  
**van Haasteren**

(10) **Patent No.:** **US D640,060 S**  
(45) **Date of Patent:** **\*\* Jun. 21, 2011**

(54) **SHOE POLISH APPLICATOR**  
(75) Inventor: **Joost van Haasteren**, Rotterdam (NL)  
(73) Assignee: **Kiwi European Holdings B.V.** (NL)  
(\*\*) Term: **14 Years**  
(21) Appl. No.: **29/324,782**  
(22) Filed: **Sep. 19, 2008**

D276,218 S \* 11/1984 Baldwin et al. .... D9/499  
5,058,759 A \* 10/1991 Salmang ..... 220/270  
D475,925 S \* 6/2003 Sturk ..... D9/454  
2002/0029984 A1\* 3/2002 Hughes ..... 206/210  
2004/0040109 A1\* 3/2004 Lee ..... 15/208  
2006/0242777 A1 11/2006 Blokpoel

**FOREIGN PATENT DOCUMENTS**

EP 0 078 596 5/1983  
JP 10-295622 A \* 11/1998  
NL 1023938 1/2005  
WO WO 2005/006937 1/2005

**OTHER PUBLICATIONS**

CN 3597039 Registered Design Application, (Yiwei Europe Holdings Ltd.) Jan. 10, 2007, [online], [retrieved on Mar. 29, 2011] Retrieved from the Questel Intellectual Property Portal Design Database using the Internet: <URL: http://www.orbit.com>.\*

\* cited by examiner

*Primary Examiner* — Melanie H Tung  
*Assistant Examiner* — Lavone D Tabor  
(74) *Attorney, Agent, or Firm* — Foley & Lardner LLP

(30) **Foreign Application Priority Data**  
Mar. 31, 2008 (EM) ..... 000910245  
(51) **LOC (9) Cl.** ..... **04-99**  
(52) **U.S. Cl.** ..... **D4/199; D4/137; D9/443**  
(58) **Field of Classification Search** ..... D4/137,  
D4/199; D28/7, 63; D32/52; 15/104.93,  
15/104.94, 208, 209.1, 210.1; D6/608; D7/391,  
D7/392.1, 629; D9/435, 443, 454, 518, 529,  
D9/537, 549; 215/224, 227, 228, 232, 305;  
220/200, 212, 212.5, 269, 270, 791, 793,  
220/805  
See application file for complete search history.

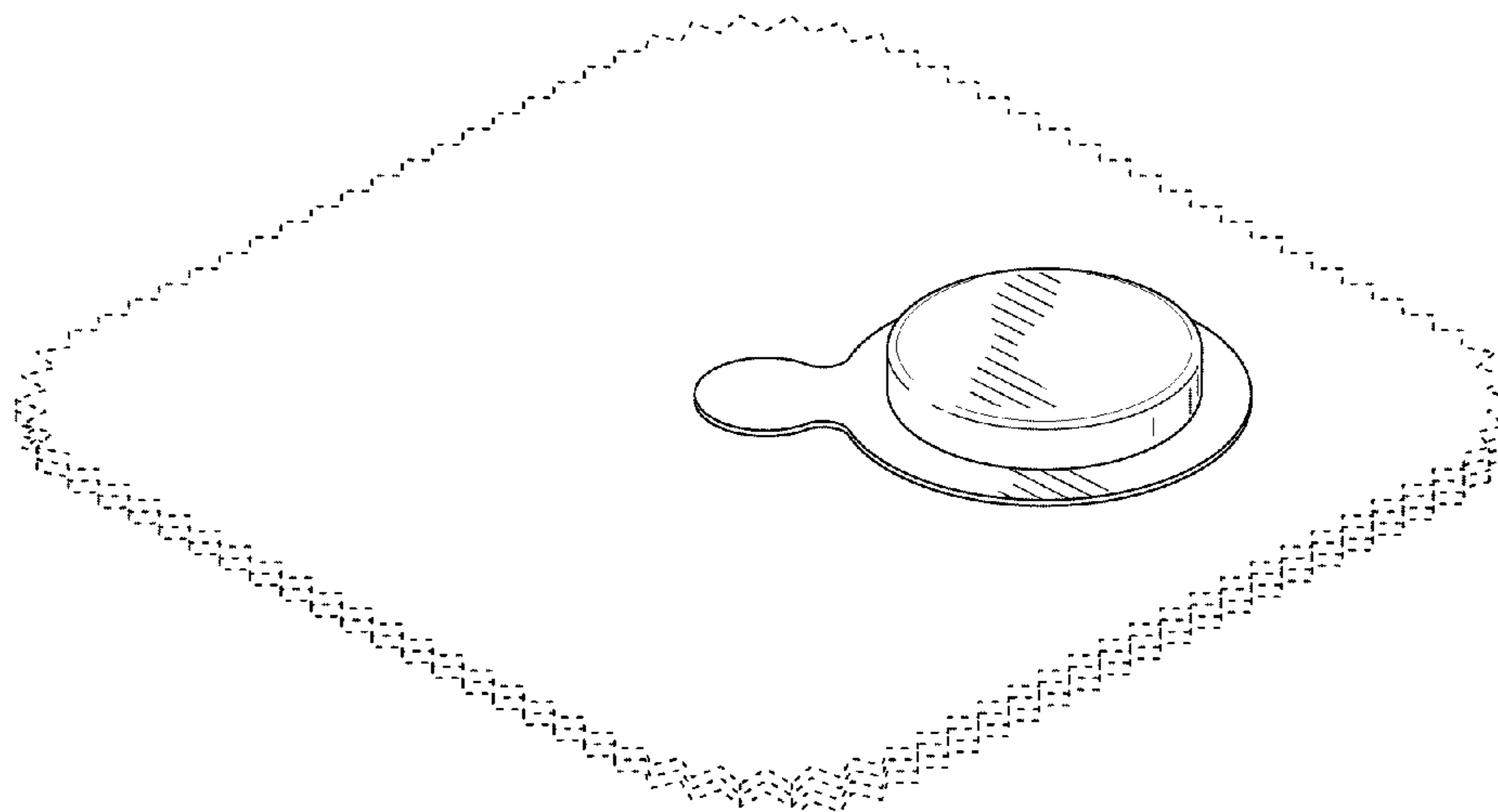
(57) **CLAIM**  
I claim the ornamental design for a shoe polish applicator, as shown and described.

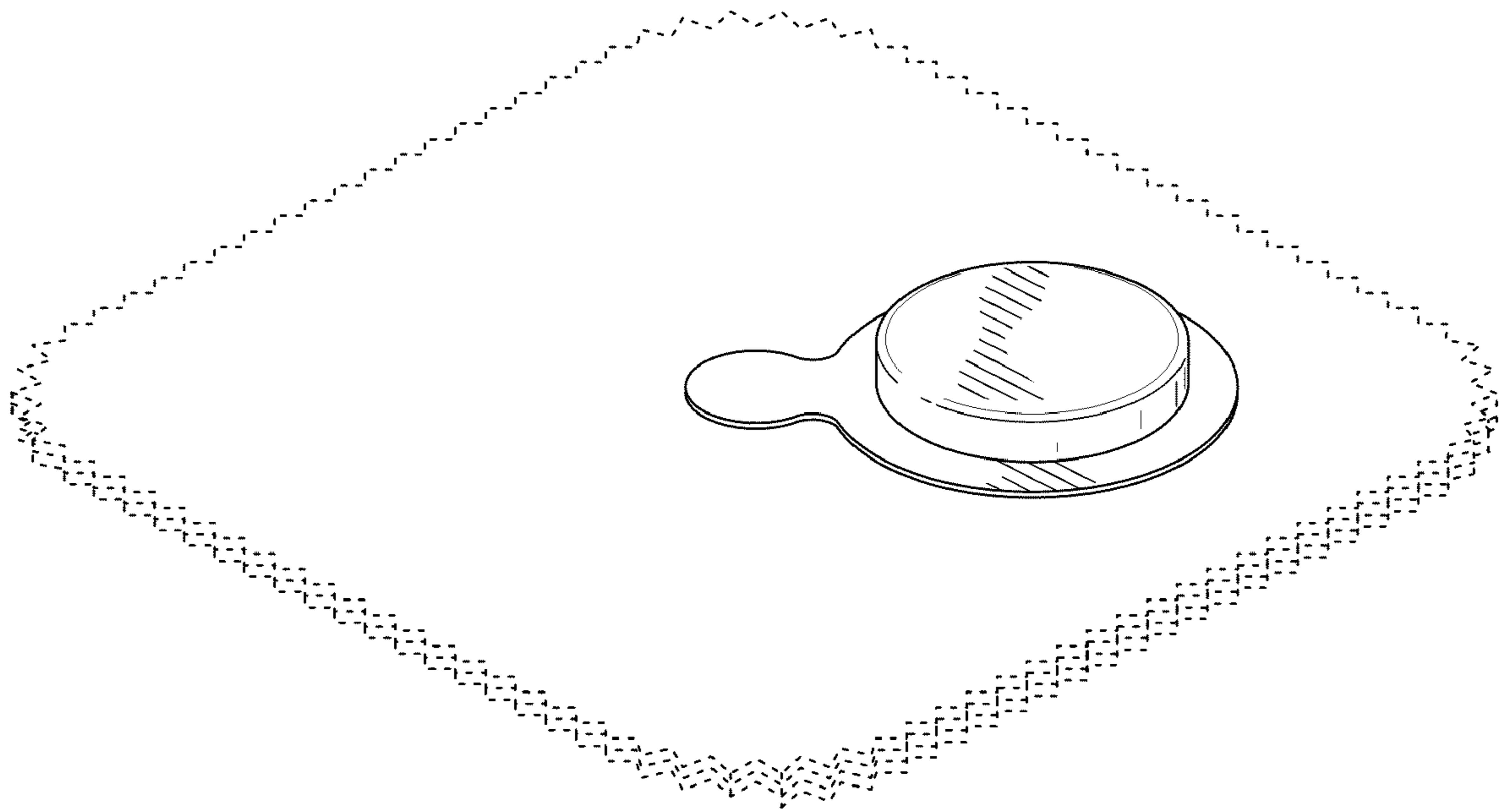
(56) **References Cited**  
**U.S. PATENT DOCUMENTS**  
2,044,428 A \* 6/1936 Gilmer ..... 401/8  
2,048,103 A \* 7/1936 Cleaves ..... 401/202  
2,057,500 A \* 10/1936 O'Connor ..... 401/37  
2,491,864 A \* 12/1949 Kreidler ..... 15/104.94  
2,556,112 A \* 6/1951 Schwartz ..... 401/37  
2,961,678 A \* 11/1960 MacLellan, Jr. et al. .. 15/104.94  
3,196,478 A \* 7/1965 Baymiller et al. .... 401/132  
3,280,420 A \* 10/1966 Wanzenberg ..... 401/7  
3,299,464 A \* 1/1967 O'Brien et al. .... 15/104.94  
3,379,327 A \* 4/1968 Link et al. .... 215/305  
3,465,906 A \* 9/1969 Wagner et al. .... 215/253  
3,809,483 A \* 5/1974 Young ..... 401/123  
3,826,394 A \* 7/1974 Stull ..... 215/224  
3,930,592 A \* 1/1976 Dilanni ..... 220/270  
D250,565 S \* 12/1978 Stowell ..... D7/543  
D256,417 S \* 8/1980 Greger ..... D7/392.1

**DESCRIPTION**


FIG. 1 is a top perspective view of the claimed design;  
FIG. 2 is a top view thereof;  
FIG. 3 is a bottom view thereof;  
FIG. 4 is a front view thereof;  
FIG. 5 is a rear view thereof;  
FIG. 6 is a right side view thereof; and,  
FIG. 7 is a left side view thereof.  
The ornamental design which is claimed is shown in solid lines in the drawings. The broken lines in the drawings are for illustrative purposes only and form no part of the claimed design.

**1 Claim, 4 Drawing Sheets**






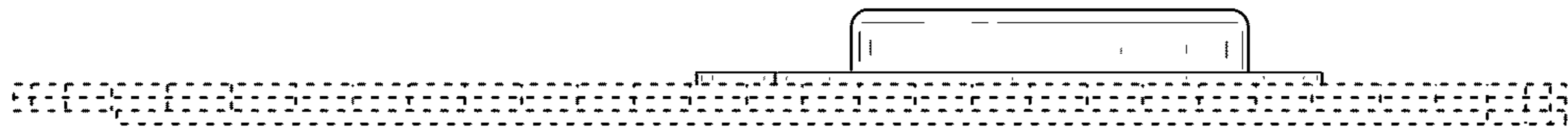
**FIG. 1**



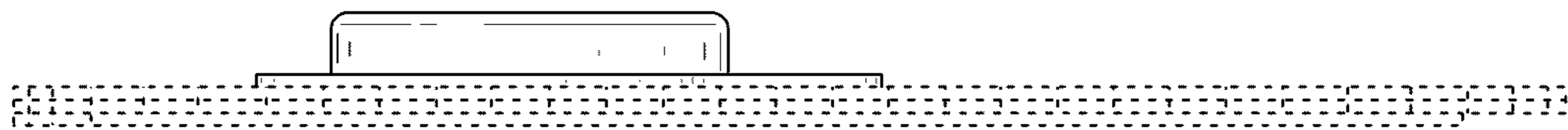
**FIG. 2**



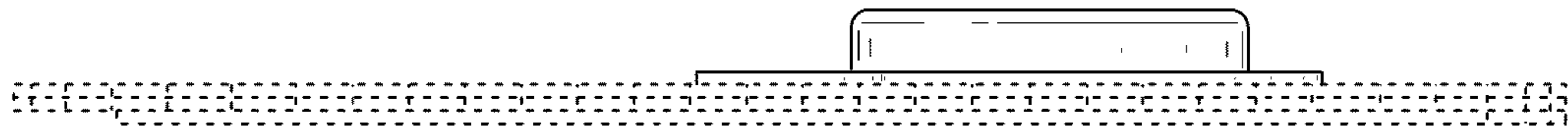
**FIG. 3**



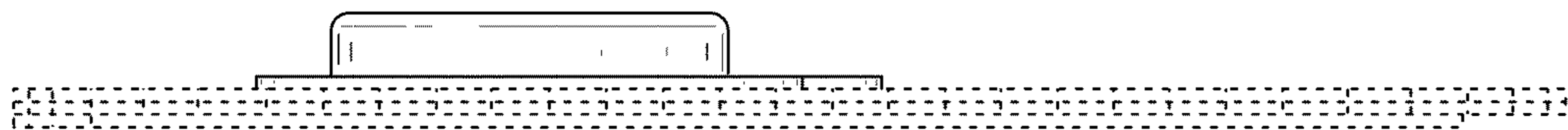
**FIG. 4**



**FIG. 5**



**FIG. 6**



**FIG. 7**