



US00D640046S

(12) **United States Design Patent**
Claassen

(10) **Patent No.:** **US D640,046 S**

(45) **Date of Patent:** **** Jun. 21, 2011**

(54) **INSOLE**

(75) **Inventor:** **Arnoldus Johannes Claassen,**
Eindhoven (NL)

(73) **Assignee:** **Kiwi European Holdings, B.V. (NL)**

(**) **Term:** **14 Years**

(21) **Appl. No.:** **29/349,043**

(22) **Filed:** **Mar. 3, 2010**

(30) **Foreign Application Priority Data**

Sep. 22, 2009 (EM) 001614371-0001
Sep. 22, 2009 (EM) 001614371-0002

(51) **LOC (9) Cl.** **02-04**

(52) **U.S. Cl.** **D2/961; D2/953**

(58) **Field of Classification Search** D2/914,
D2/946-962; 36/43, 44, 71, 88, 91-94, 100,
36/101, 126, 136, 145, 154, 173
See application file for complete search history.

(56) **References Cited**

U.S. PATENT DOCUMENTS

D257,647 S *	12/1980	Combaret	D2/953
D330,802 S	11/1992	Edmund et al.		
D363,815 S	11/1995	Lucarelli		
D388,948 S	1/1998	Sessa		
D398,745 S *	9/1998	Cass	D2/954
D416,126 S	11/1999	Jimenez		
D447,323 S	9/2001	Cadet		
D453,614 S *	2/2002	White	D2/960
D475,513 S *	6/2003	Reynolds et al.	D2/960
D476,140 S *	6/2003	Jones	D2/957
D498,904 S	11/2004	Lee		
D500,582 S	1/2005	Robbins et al.		
D527,514 S	9/2006	Cass		
D560,333 S *	1/2008	McClaskie	D2/952
D570,080 S *	6/2008	Feller et al.	D2/959
D574,134 S *	8/2008	Petrie	D2/960
D583,134 S *	12/2008	Moore et al.	D2/946

D586,091 S	2/2009	Koh		
D587,440 S	3/2009	Belley et al.		
D595,038 S *	6/2009	Kirschhoffer et al.	D2/961
D604,035 S *	11/2009	Lemaster	D2/972
D617,541 S *	6/2010	Petrie	D2/955

OTHER PUBLICATIONS

- U.S. Appl. No. 29/349,712, filed Apr. 26, 2010, Arnoldus Johannes Claassen.
- U.S. Appl. No. 29/360,192, filed Apr. 21, 2010, Arnoldus Johannes Claassen.
- U.S. Appl. No. 29/349,048, filed Mar. 3, 2010, Arnoldus Johannes Claassen.
- U.S. Appl. No. 29/348,119, filed Dec. 1, 2009, Joost van Haasteren.

* cited by examiner

Primary Examiner — Stella M Reid

Assistant Examiner — Keli L Hill

(74) *Attorney, Agent, or Firm* — Foley & Lardner LLP

(57) **CLAIM**

I claim the ornamental design for an insole, as shown and described.

DESCRIPTION

FIG. 1 is a top perspective view of an insole embodying the claimed design;

FIG. 2 is a bottom view thereof;

FIG. 3 is a front view thereof;

FIG. 4 is a left side view thereof;

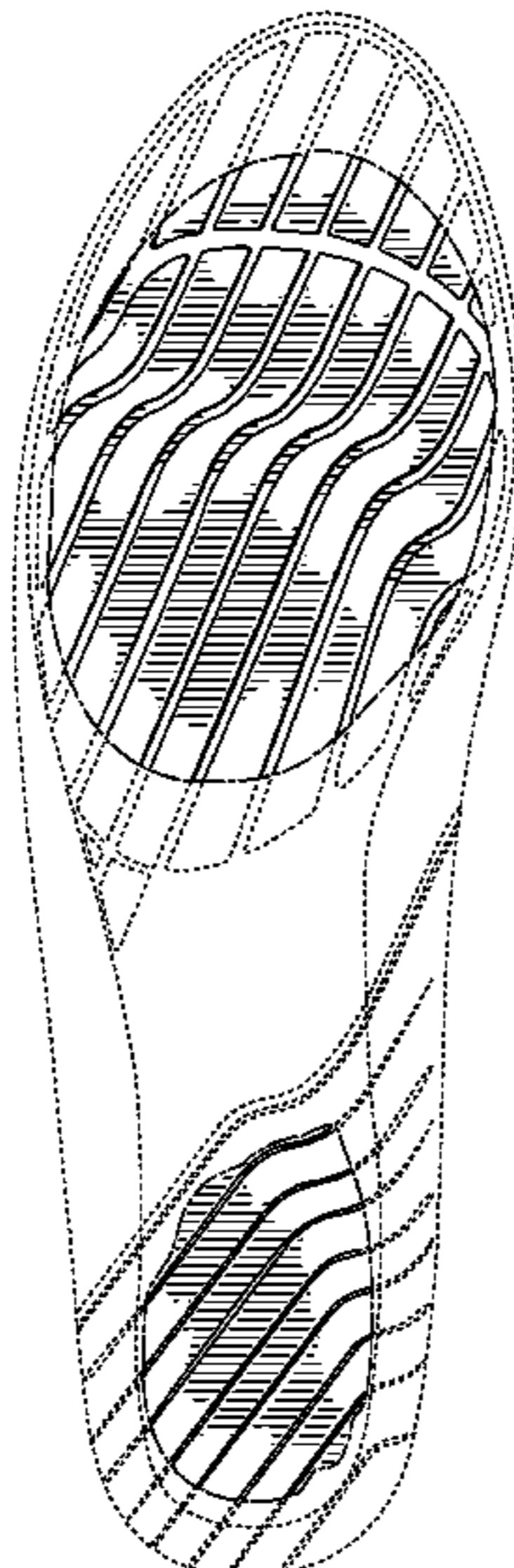
FIG. 5 is a top view thereof;

FIG. 6 is a rear view thereof; and,

FIG. 7 is a left side view thereof.

The ornamental design which is claimed is shown in solid lines in the drawings. The dash-dot boundary line in FIG. 2 defines the boundary of the claimed design and forms no part of the claimed design. The broken lines in the drawings are for illustrative purposes only and form no part of the claimed design.

1 Claim, 7 Drawing Sheets



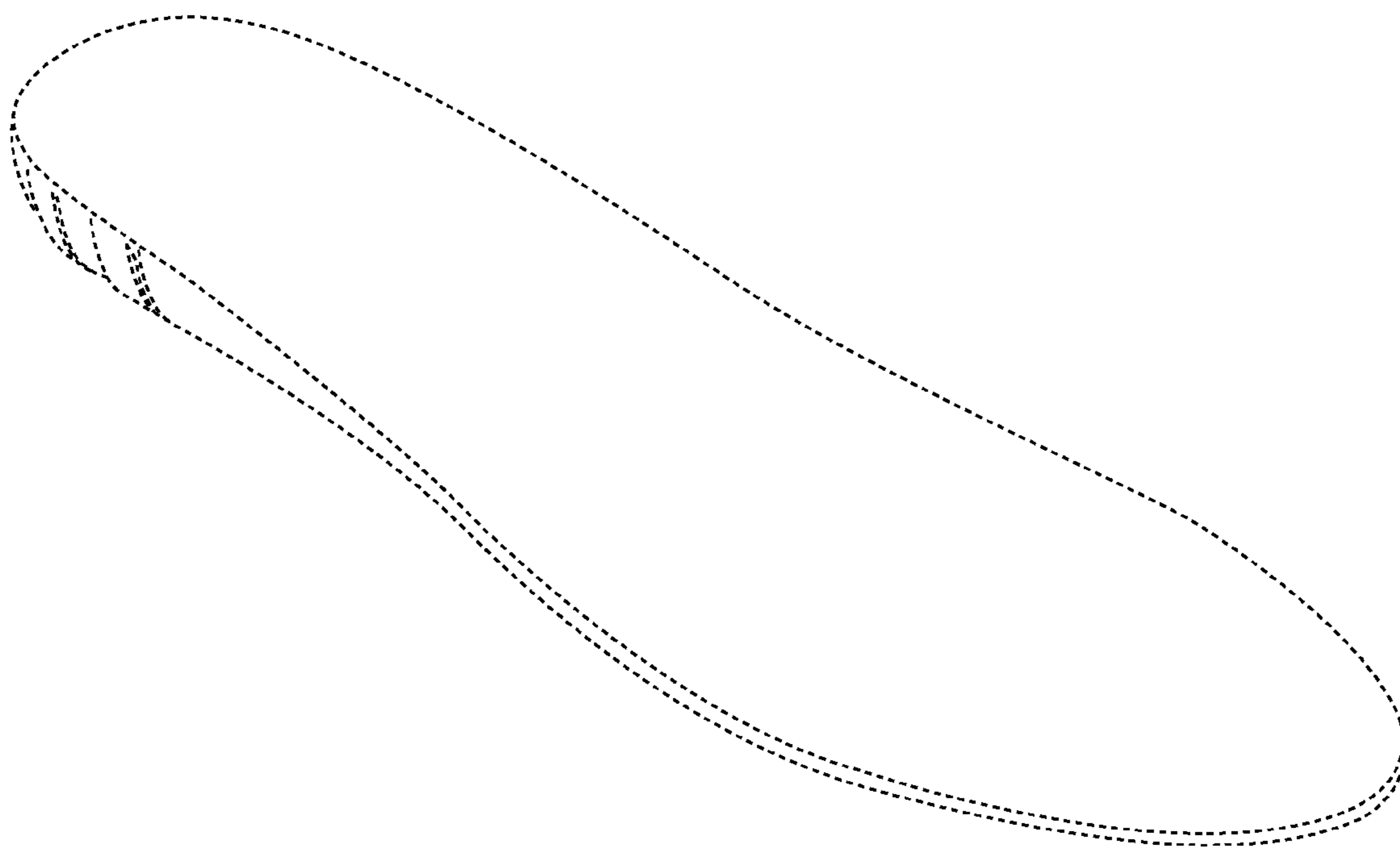


FIG. 1

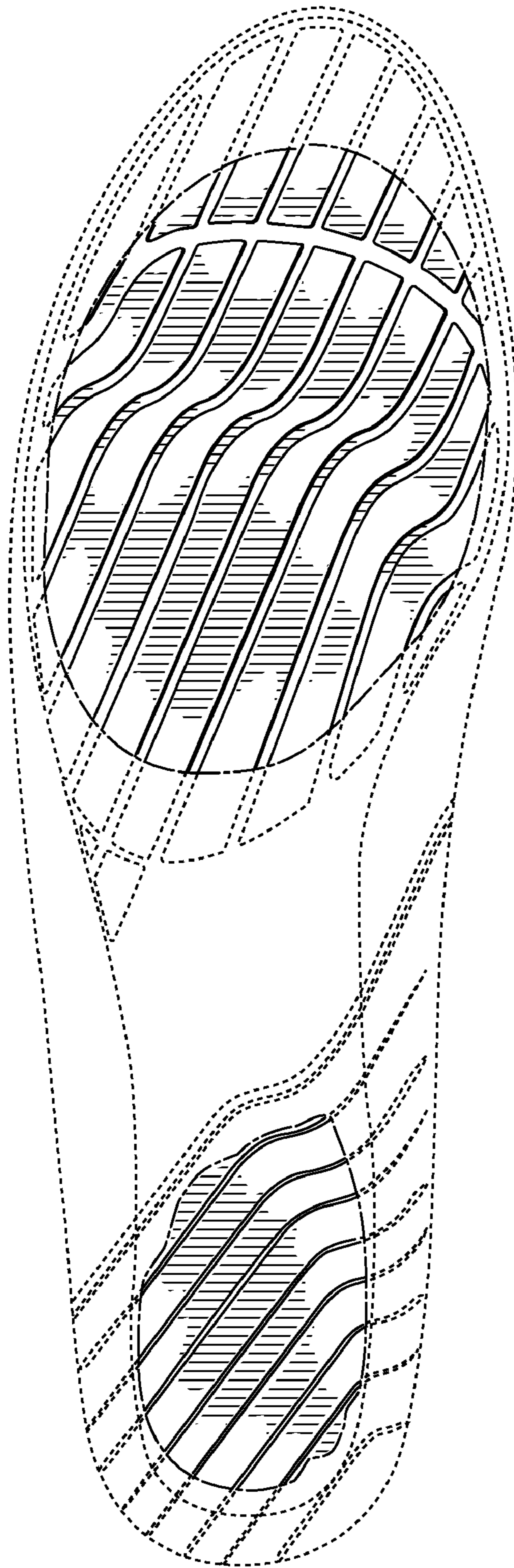


FIG. 2




FIG. 3




FIG. 4

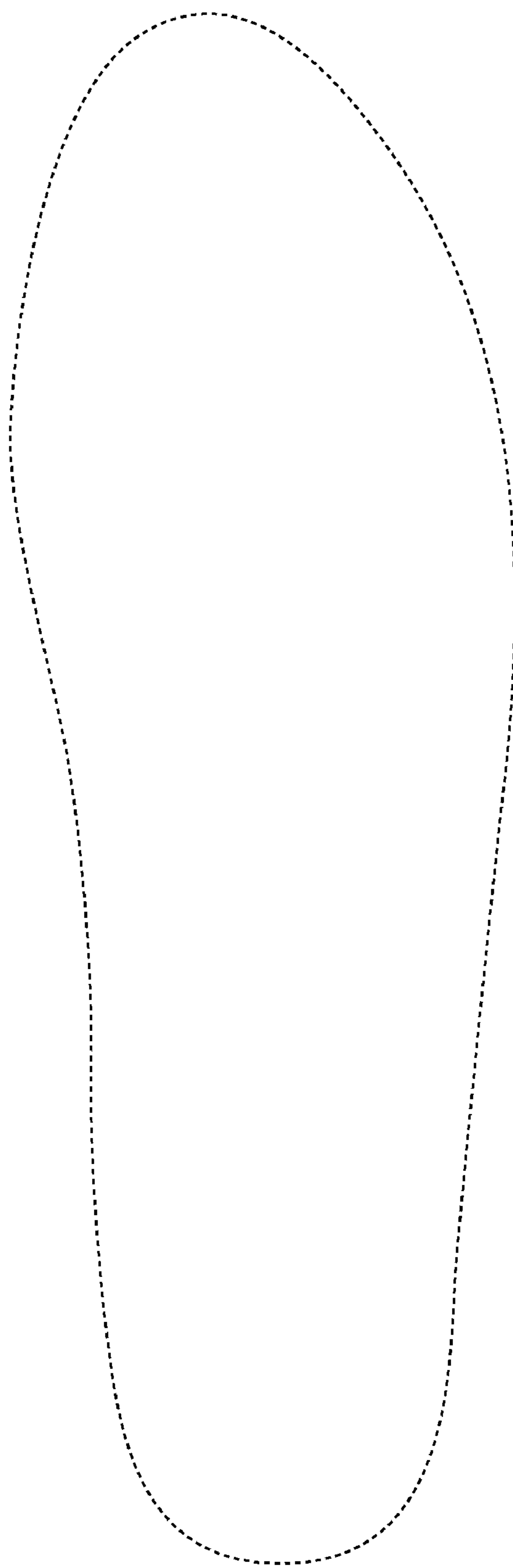


FIG. 5

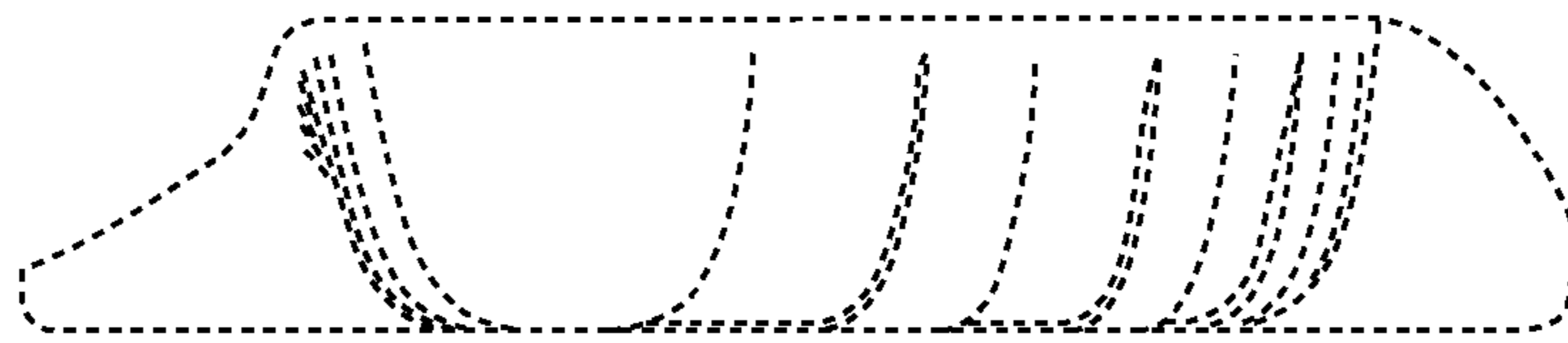


FIG. 6




FIG. 7