



US00D640045S

(12) **United States Design Patent**
van Haasteren

(10) **Patent No.:** **US D640,045 S**
(45) **Date of Patent:** **** Jun. 21, 2011**

(54) **INSOLE**

(75) Inventor: **Joost van Haasteren**, Rotterdam (NL)

(73) Assignee: **Kiwi European Holdings, B.V.** (NL)

(**) Term: **14 Years**

(21) Appl. No.: **29/348,119**

(22) Filed: **Dec. 1, 2009**

(30) **Foreign Application Priority Data**

Jun. 3, 2009 (EM) 001142764-0001

(51) **LOC (9) Cl.** **02-04**

(52) **U.S. Cl.** **D2/961; D2/951**

(58) **Field of Classification Search** D2/914,
D2/946-962; 36/43, 44, 71, 88, 91-94, 100,
36/101, 126, 136, 145, 154, 173

See application file for complete search history.

(56) **References Cited**

U.S. PATENT DOCUMENTS

D257,647 S *	12/1980	Combaret	D2/953
D330,802 S	11/1992	Edmund et al.		
D388,948 S	1/1998	Sessa		
D398,745 S *	9/1998	Cass	D2/954
D416,126 S	11/1999	Jimenez		
D447,323 S	9/2001	Cadet		
D453,614 S *	2/2002	White	D2/960
D475,513 S *	6/2003	Reynolds et al.	D2/960
D476,140 S *	6/2003	Jones	D2/957
D502,594 S	3/2005	Belley et al.		
D560,333 S *	1/2008	McClaskie	D2/952

D570,080 S *	6/2008	Feller et al.	D2/959
D574,134 S *	8/2008	Petrie	D2/960
D583,134 S *	12/2008	Moore et al.	D2/946
D586,091 S	2/2009	Koh		
D587,440 S	3/2009	Belley et al.		
D595,038 S *	6/2009	Kirschhoffer et al.	D2/961
D604,035 S *	11/2009	Lemaster	D2/972
D617,541 S *	6/2010	Petrie	D2/955

* cited by examiner

Primary Examiner — Stella M Reid

Assistant Examiner — Keli L Hill

(74) *Attorney, Agent, or Firm* — Foley & Lardner LLP

(57) **CLAIM**


I claim the ornamental design for an insole, as shown and described.

DESCRIPTION

FIG. 1 is a bottom perspective view of the claimed design;
FIG. 2 is a front view thereof;
FIG. 3 is a rear view thereof
FIG. 4 is a top view thereof;
FIG. 5 is a bottom view thereof;
FIG. 6 is a left side view thereof; and,
FIG. 7 is a right side view thereof.

The ornamental design which is claimed is shown in solid lines in the drawings. The dash-dot boundary line defines the boundary of the claimed design and forms no part of the claimed design. The broken lines in the drawings are for illustrative purposes only and form no part of the claimed design.

1 Claim, 5 Drawing Sheets



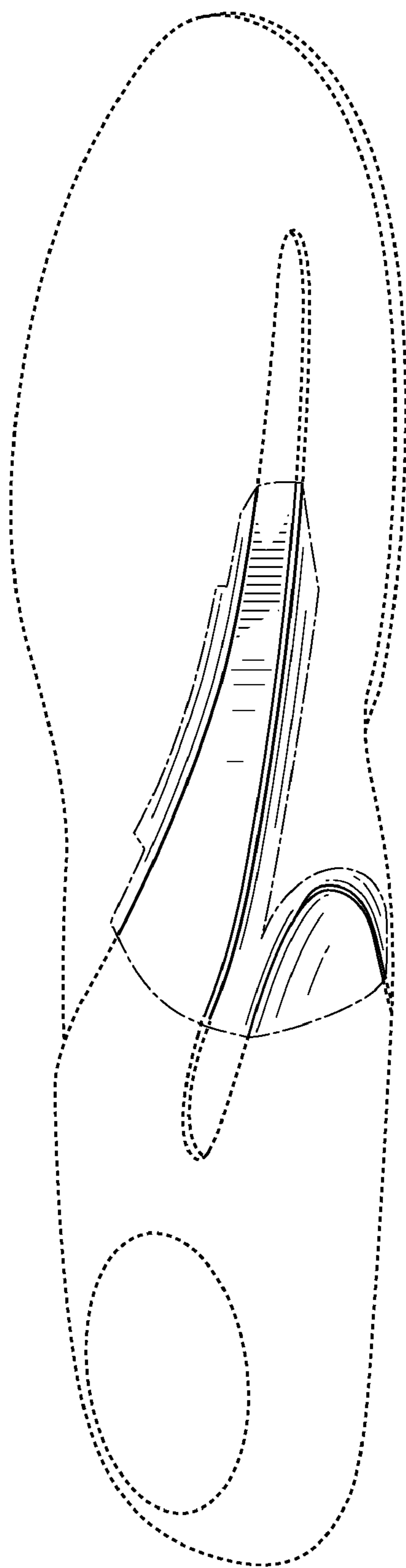


FIG. 1




FIG. 2




FIG. 3

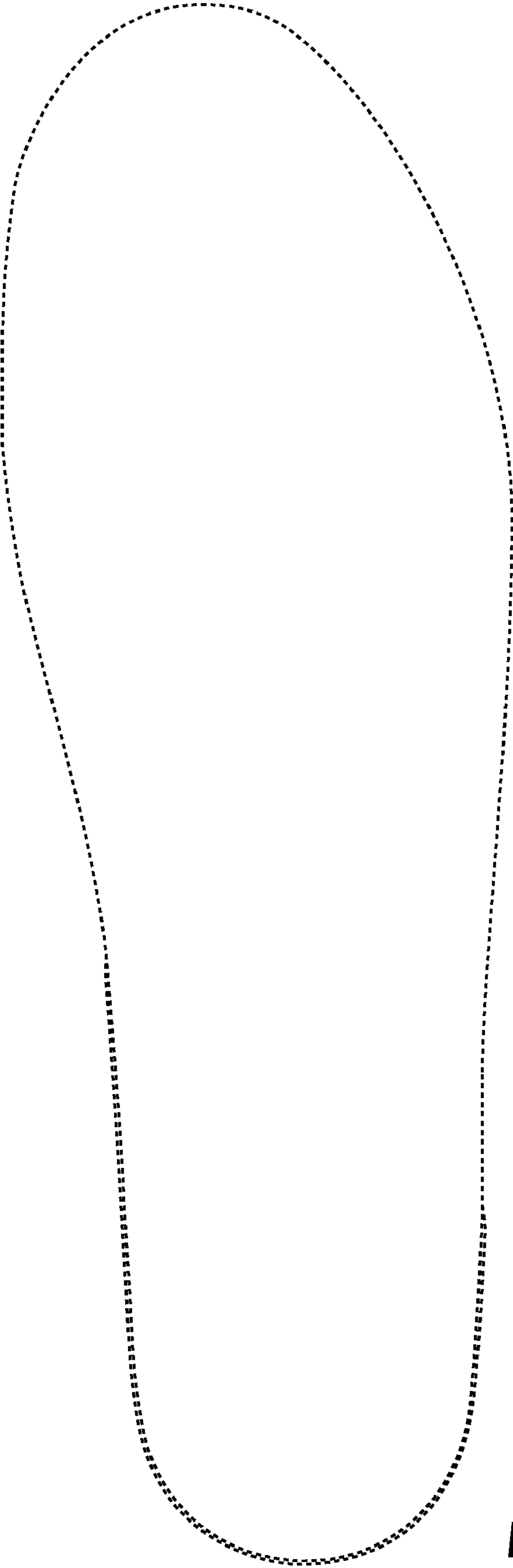


FIG. 4

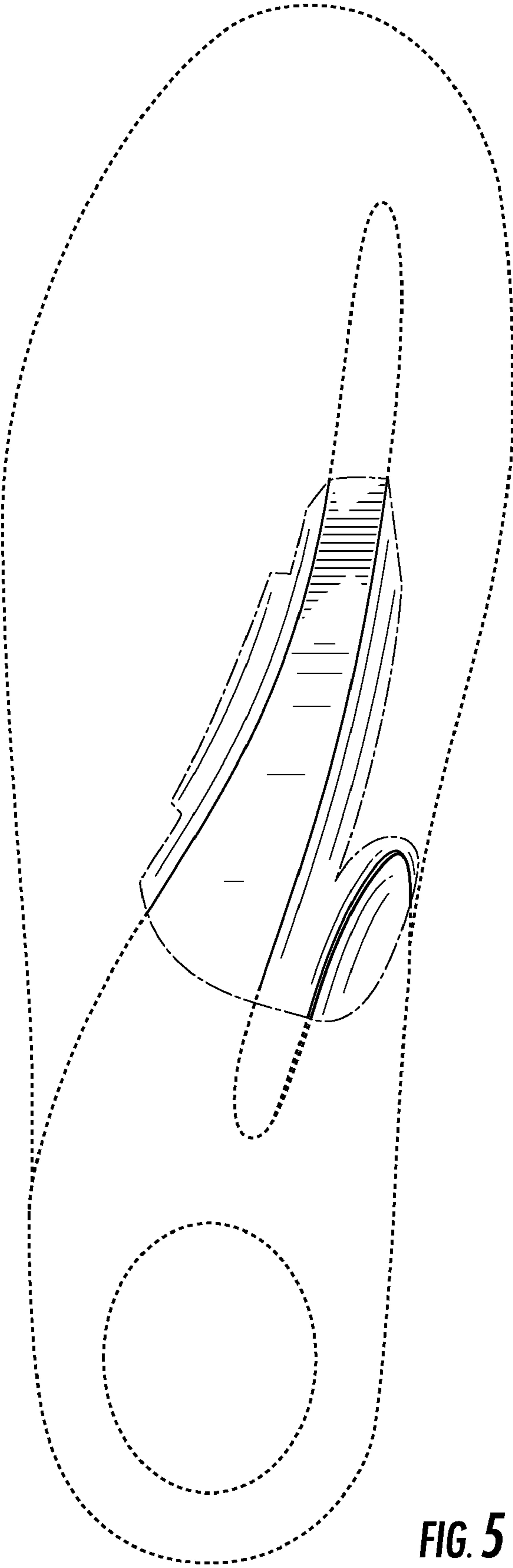


FIG. 5

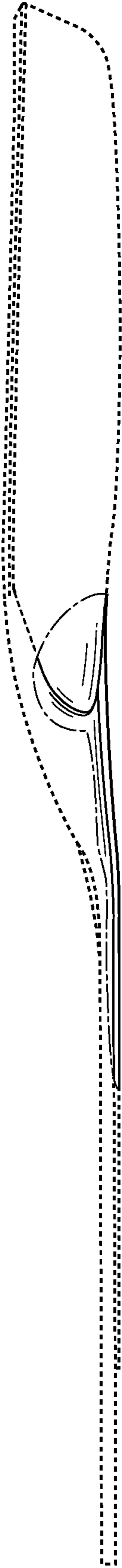


FIG. 6

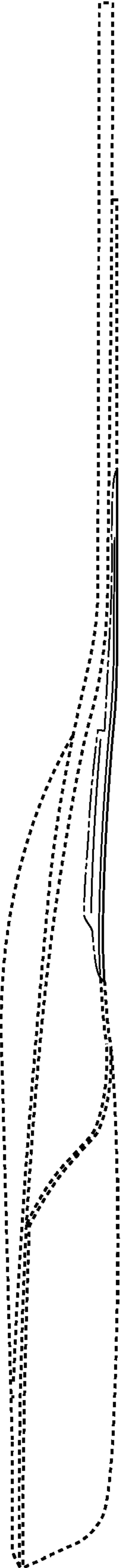


FIG. 7