



US00D640044S

(12) **United States Design Patent**
Badegruber

(10) **Patent No.:** **US D640,044 S**

(45) **Date of Patent:** **** Jun. 21, 2011**

(54) **SHOE BOTTOM**

(75) Inventor: **Alois Badegruber**, Roggwil (CH)

(73) Assignee: **Masai Marketing & Trading AG**,
Romanshorn (CH)

(**) Term: **14 Years**

(21) Appl. No.: **29/304,487**

(22) Filed: **Mar. 3, 2008**

(30) **Foreign Application Priority Data**

Dec. 3, 2007 (CH) 134531

(51) **LOC (9) Cl.** **02-04**

(52) **U.S. Cl.** **D2/951; D2/958; D2/960**

(58) **Field of Classification Search** D2/902,
D2/906, 908, 916, 918, 925, 946, 947, 951-954,
D2/956-962, 977; 36/3 B, 22 R, 24.5, 25 R,
36/28, 32 R, 34 R, 59 C, 67 A, 103

See application file for complete search history.

(56) **References Cited**

U.S. PATENT DOCUMENTS

D263,645 S *	4/1982	Mastrantuone	D2/958
D298,681 S *	11/1988	Diaz	D5/53
D350,013 S *	8/1994	Gitelman	D2/902
D509,344 S *	9/2005	Sonnergren	D2/956
D569,594 S *	5/2008	Horne et al.	D2/958
D604,033 S *	11/2009	Feldman	D2/961

D611,236 S *	3/2010	Dombrow	D2/954
D615,740 S *	5/2010	Banik et al.	D2/956
2010/0146819 A1*	6/2010	Teteriatnikov et al.	36/103

OTHER PUBLICATIONS

U.S. Appl. No. 29/333,055, filed Mar. 2, 2009, Badegruber.

* cited by examiner

Primary Examiner — T. Chase Nelson

(74) *Attorney, Agent, or Firm* — Oblon, Spivak,
McClelland, Maier & Neustadt, L.L.P.

(57) **CLAIM**

The ornamental design for shoe bottom, as shown and described.

DESCRIPTION

FIG. 1 is a bottom plan view of the a shoe bottom, showing my new design;

FIG. 2 is a left side elevational view thereof;

FIG. 3 is a right cross-sectional view thereof taken along line 3—3 of FIG. 1;

FIG. 4 is a front view thereof;

FIG. 5 is a rear view thereof;

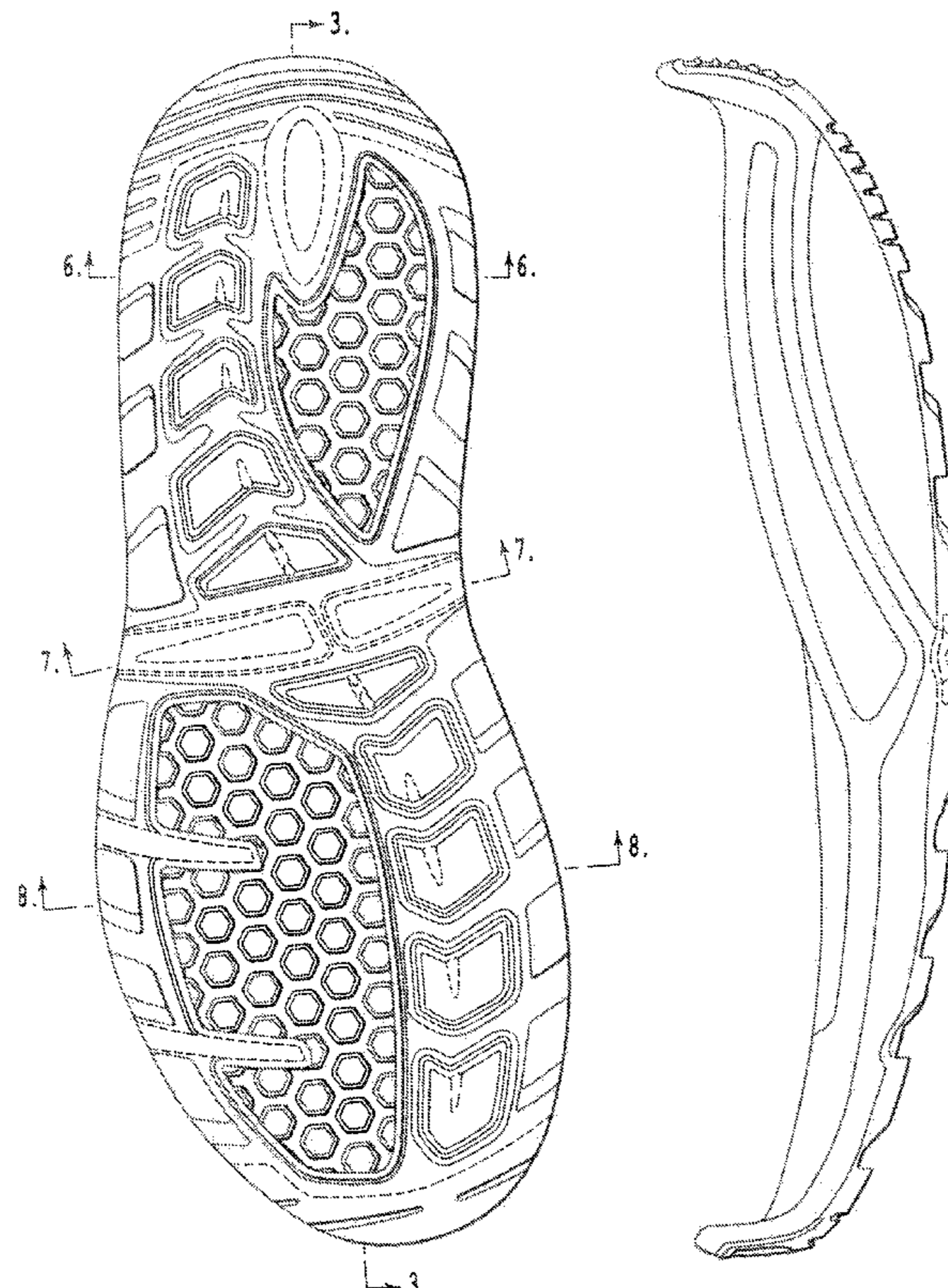
FIG. 6 is a cross-sectional view thereof taken in a head region along line 6—6 of FIG. 1;

FIG. 7 is a cross-sectional view thereof taken in the metatarsus region along line 7—7 of FIG. 1; and,

FIG. 8 is a cross-sectional view thereof taken in the front region along line 8—8 of FIG. 1.

The broken lines in the drawings depict portions of the shoe bottom that form no part of the claimed design.

1 Claim, 6 Drawing Sheets



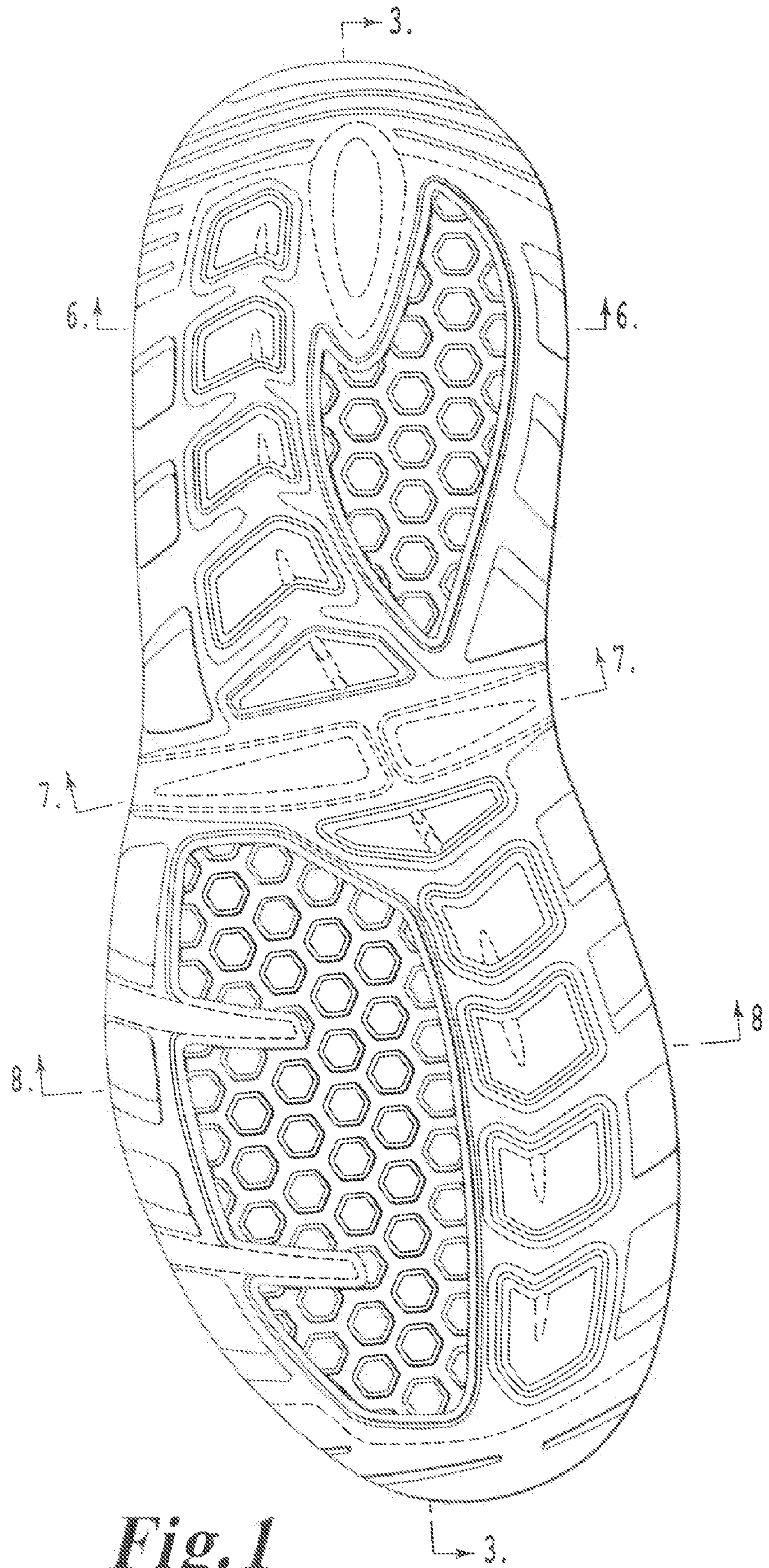


Fig. 1

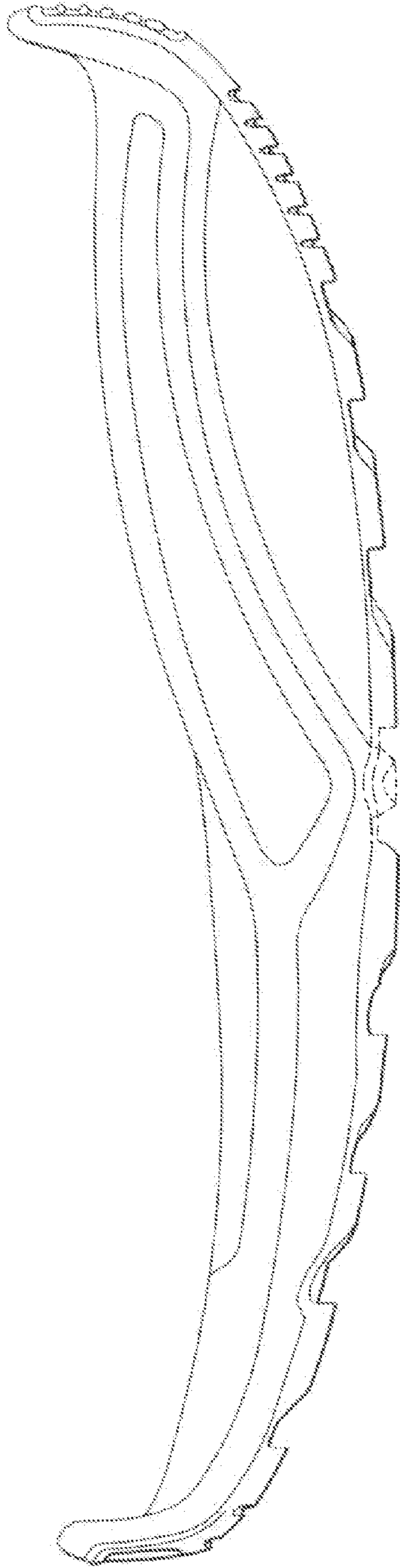


Fig. 2

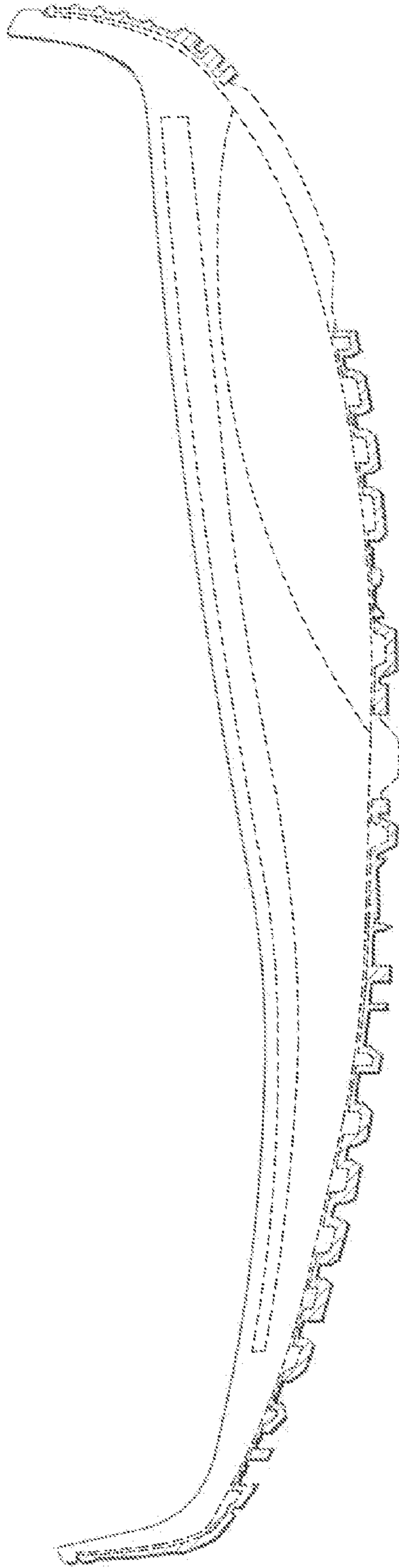


Fig. 3

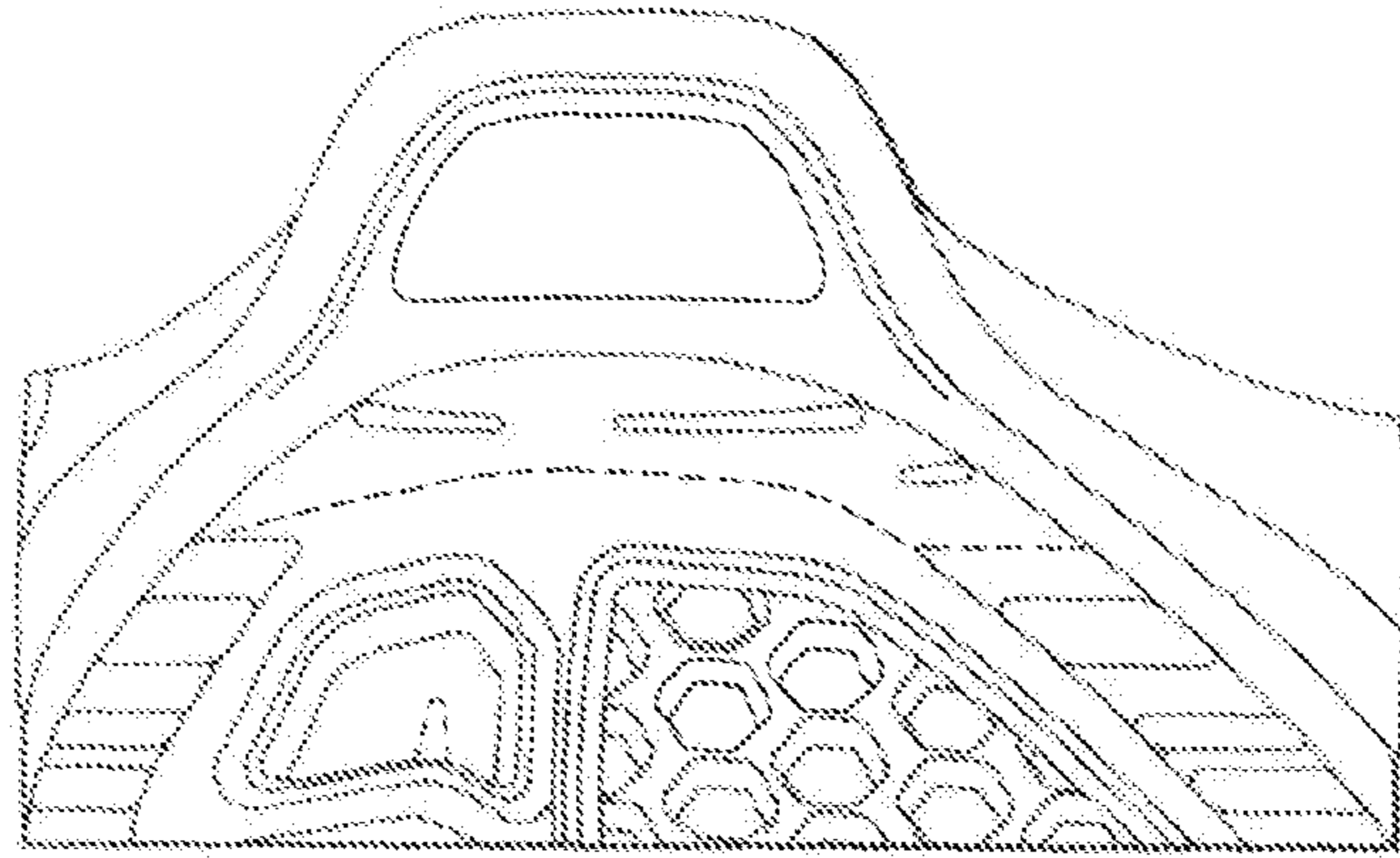


Fig. 4

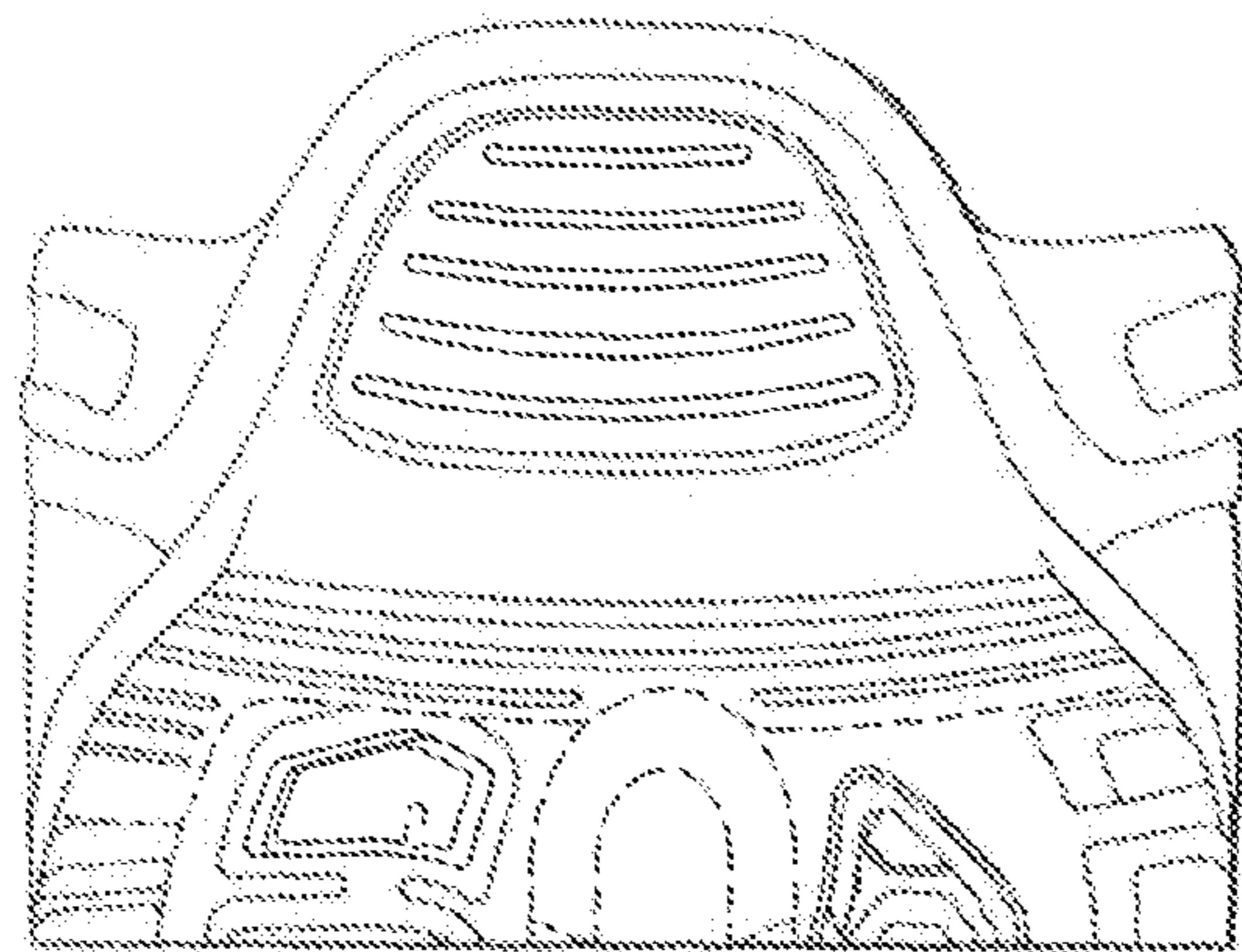


Fig. 5

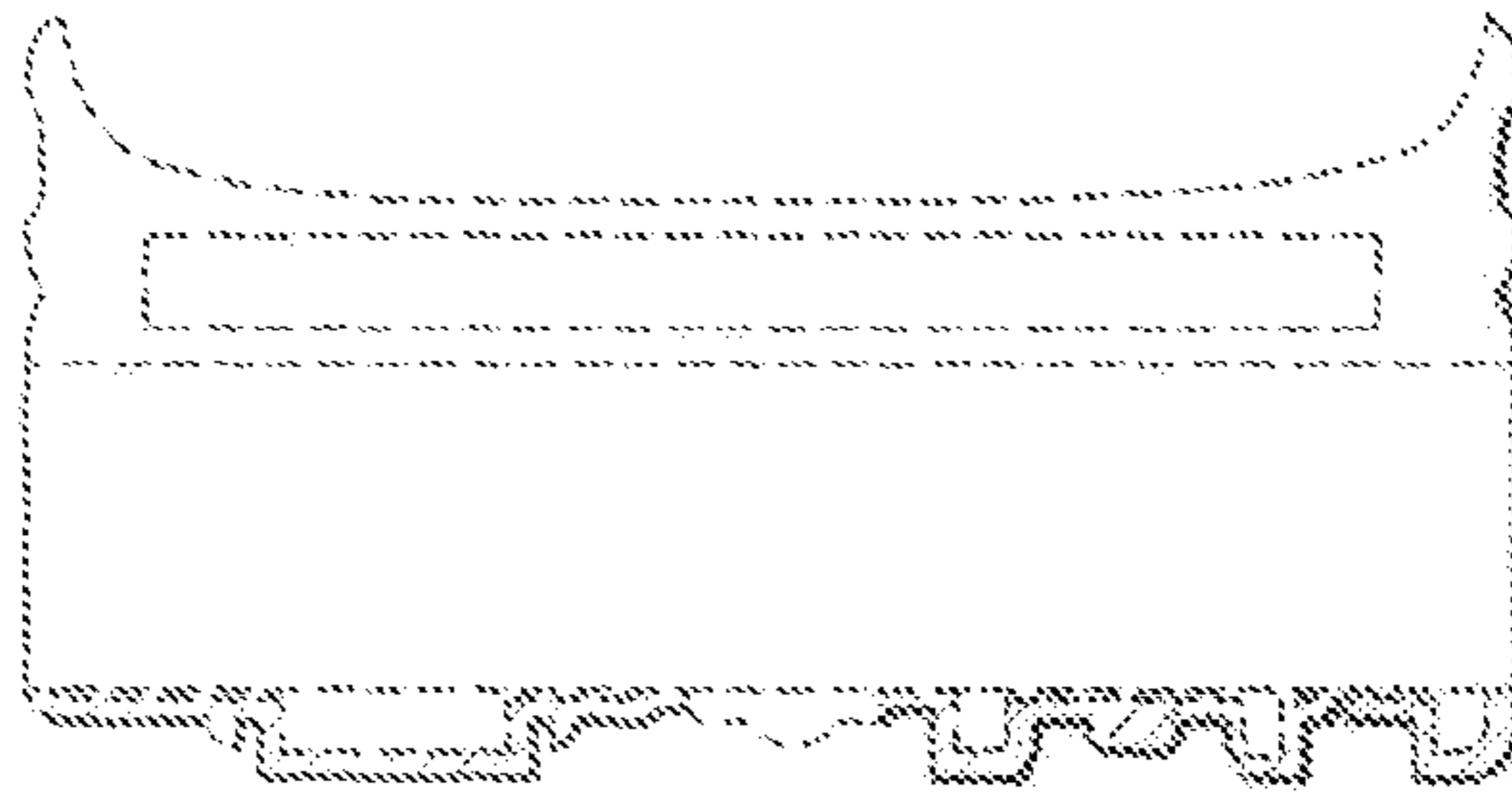


Fig. 6




Fig. 7




Fig. 8