



US00D640037S

(12) **United States Design Patent**  
**Henningham et al.**

(10) **Patent No.:** **US D640,037 S**

(45) **Date of Patent:** **\*\* Jun. 21, 2011**

(54) **FILLED BISCUIT**

(75) Inventors: **David Henningham**, Urmston (GB);  
**Bridget Briggs**, Sale (GB)

(73) Assignee: **Kellogg Company**, Battle Creek, MI  
(US)

(\*\*) Term: **14 Years**

(21) Appl. No.: **29/352,537**

(22) Filed: **Dec. 22, 2009**

(51) **LOC (9) Cl.** ..... **01-01**

(52) **U.S. Cl.** ..... **D1/128**

(58) **Field of Classification Search** ..... D1/100-199;  
D24/102; D28/8.2; 426/89, 94-95, 100-104,  
426/293, 302, 305-307, 383, 438-439, 512,  
426/516-518, 808, 138, 543, 549-550, 496  
See application file for complete search history.

(56) **References Cited**

U.S. PATENT DOCUMENTS

530,039	A *	11/1894	Gardiner	.....	426/104
754,329	A *	3/1904	Milliken	.....	5/722
D127,285	S *	5/1941	Siemund	.....	D1/121
D215,260	S *	9/1969	Cooper	.....	D1/199
D231,417	S *	4/1974	Malola	.....	D1/121
D254,396	S *	3/1980	Carlson	.....	D1/199
D404,887	S *	2/1999	Prins	.....	D1/129
D431,891	S *	10/2000	Zhang et al.	.....	D1/121
D512,547	S *	12/2005	O'Neill	.....	D1/129
D586,076	S *	2/2009	Scavino	.....	D1/121

D596,376	S *	7/2009	Lehtinen	.....	D1/128
D613,181	S *	4/2010	Friedland et al.	.....	D9/707
2002/0192341	A1 *	12/2002	Pope et al.	.....	426/302
2006/0073190	A1 *	4/2006	Carroll et al.	.....	424/440
2007/0104828	A1 *	5/2007	Fornaguera	.....	426/3

\* cited by examiner

*Primary Examiner* — Cathron Brooks

*Assistant Examiner* — Barbara Fox

(74) *Attorney, Agent, or Firm* — Dickinson Wright PLLC

(57) **CLAIM**

We claim the ornamental design for the filled biscuit, as shown and described.

**DESCRIPTION**

FIG. 1 is a perspective view of the filled biscuit of the present invention.

FIG. 2 is a top view of the filled biscuit of the present invention.

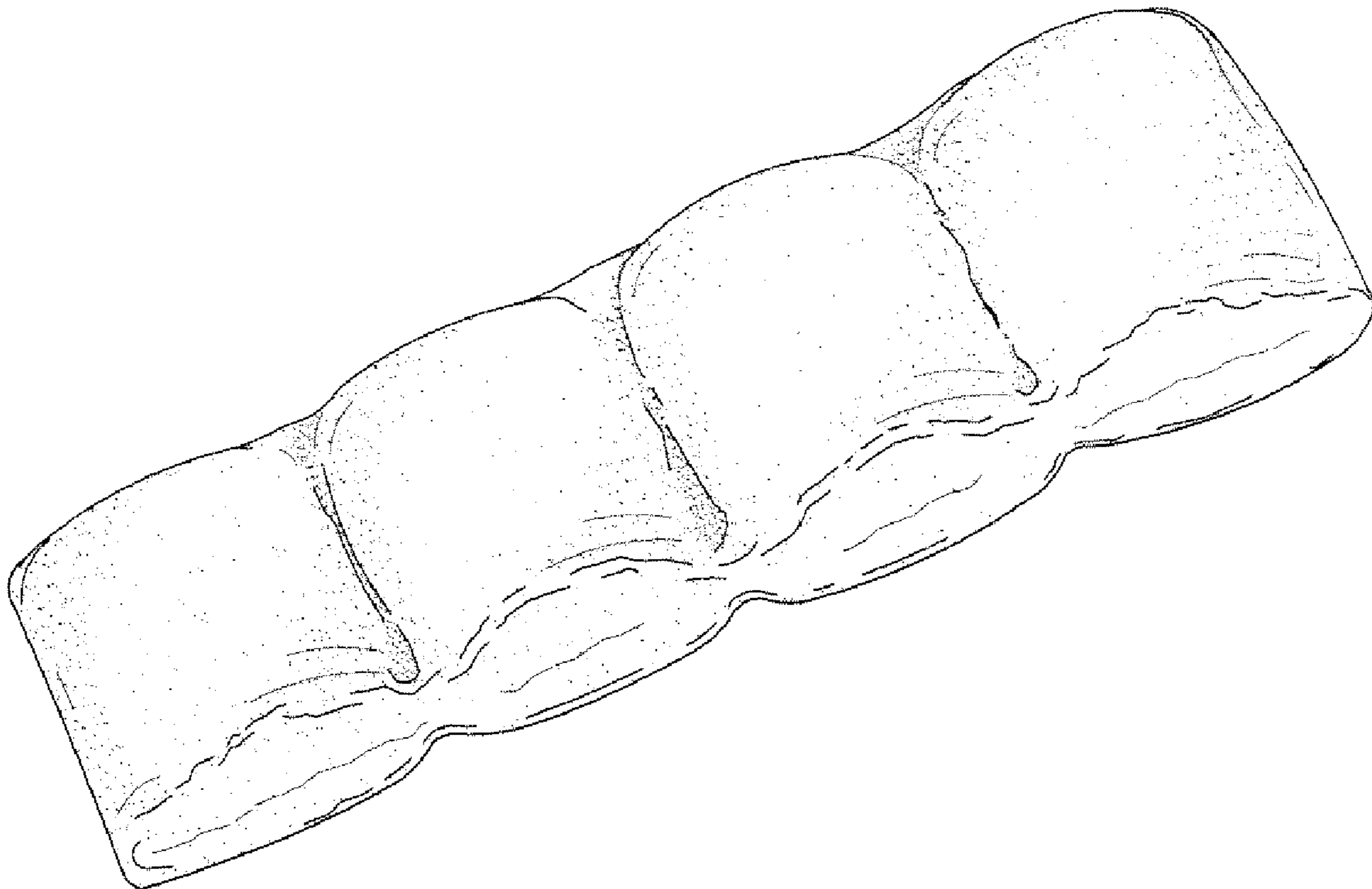
FIG. 3 is a bottom view of the filled biscuit of the present invention.

FIG. 4 is a side view of the filled biscuit of the present invention.

FIG. 5 is a front view of the filled biscuit of the present invention; and,

FIG. 6 is a rear view of the filled biscuit of the present invention.

**1 Claim, 2 Drawing Sheets**



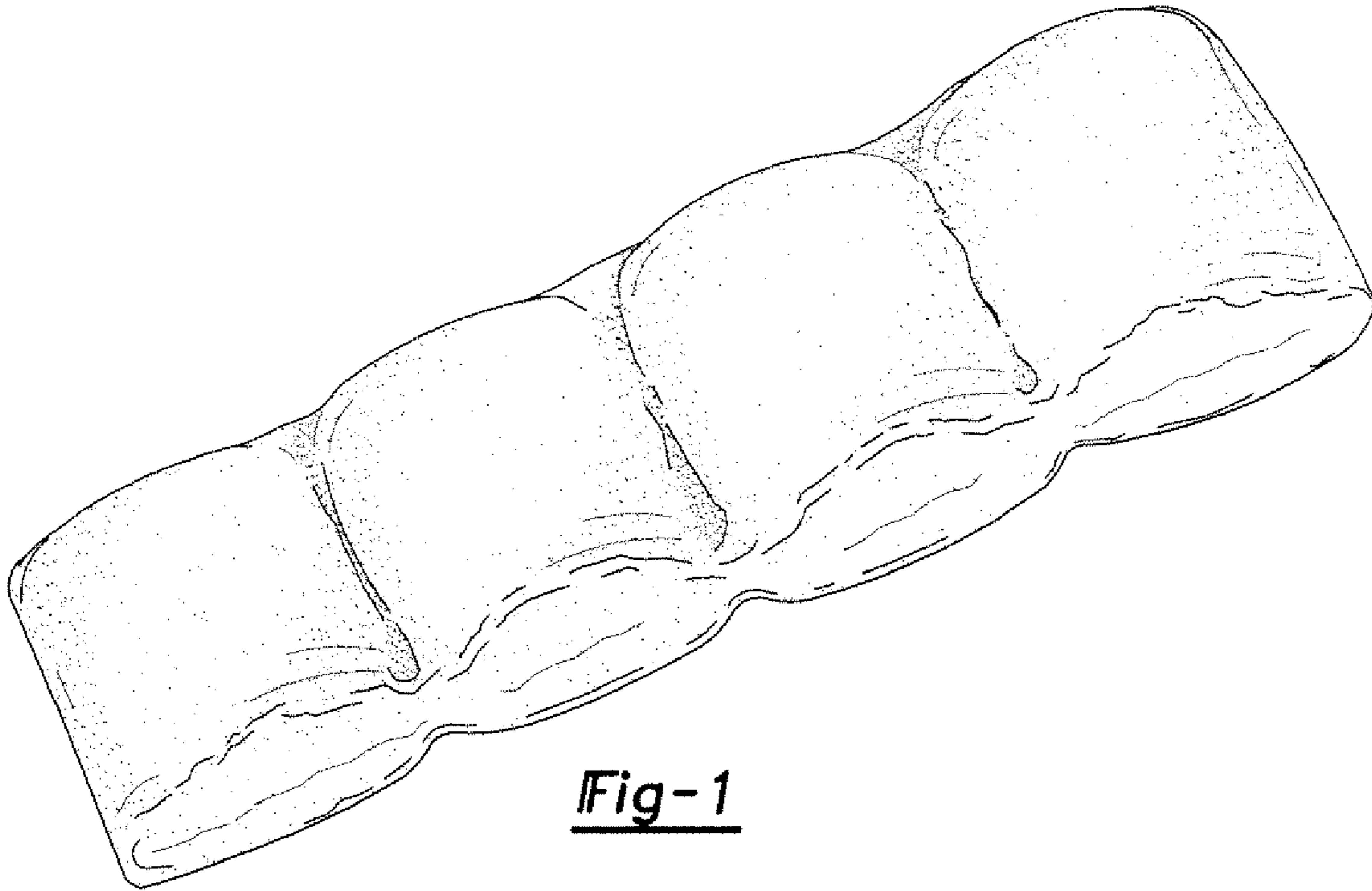


Fig-1

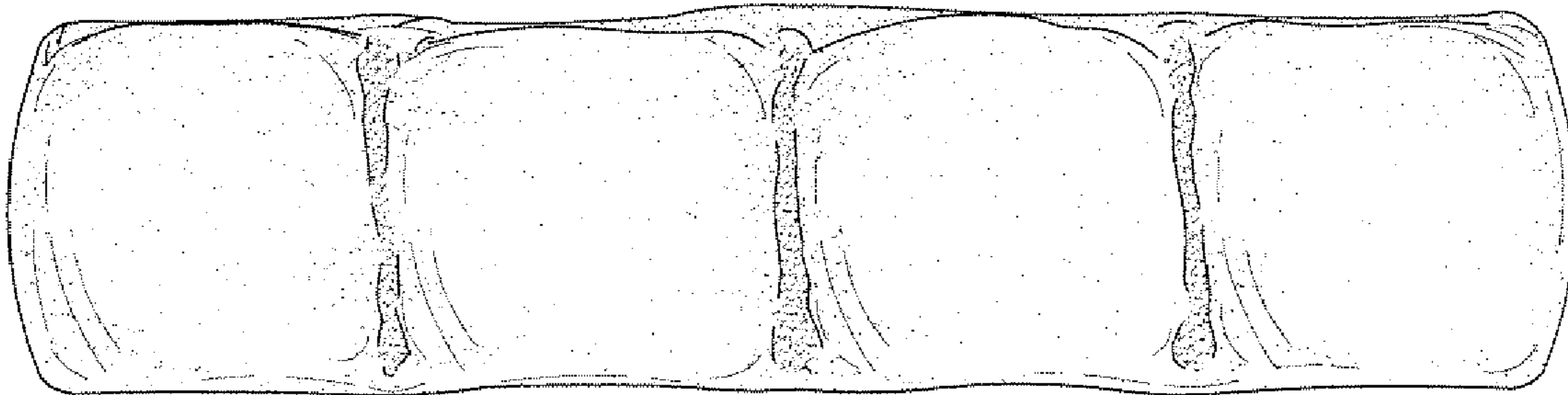


Fig-2

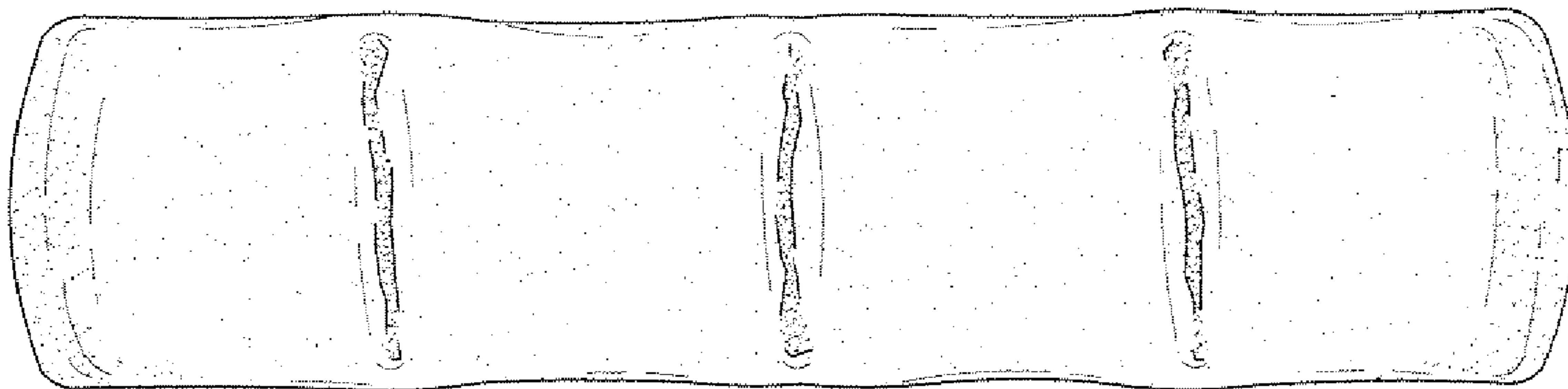


Fig-3



Fig-4



Fig-5



Fig-6