



US00D640034S

(12) **United States Design Patent**
Martheenal

(10) **Patent No.:** **US D640,034 S**

(45) **Date of Patent:** **** Jun. 14, 2011**

(54) **PRECIPITATION COLLECTOR**

(75) **Inventor:** **Basil Thompson Martheenal**, Brampton (CA)

(73) **Assignee:** **Enviro World Corporation**, Toronto (CA)

(**) **Term:** **14 Years**

(21) **Appl. No.:** **29/368,670**

(22) **Filed:** **Aug. 26, 2010**

(51) **LOC (9) Cl.** **09-02**

(52) **U.S. Cl.** **D34/39**

(58) **Field of Classification Search** D34/1, D34/5, 6, 7, 9, 10, 11, 39; D23/202, 205, D23/200; 141/364; 220/908, 909, 911, 565, 220/263, 908.1, DIG. 1, 711, 712, 254.1, 220/254.3, 831, 212.5, 601
See application file for complete search history.

(56) **References Cited**

U.S. PATENT DOCUMENTS

3,442,385	A *	5/1969	Nash	210/109
5,226,558	A *	7/1993	Whitney et al.	220/571
5,564,599	A *	10/1996	Barber et al.	222/105
D422,127	S *	3/2000	Jacques et al.	D34/39

D486,950	S	2/2004	Ruck	
6,742,557	B1 *	6/2004	Backe 141/364
D518,270	S	3/2006	Ayres	
D596,372	S	7/2009	Lawrence	
D599,975	S	9/2009	Magee	
D603,575	S *	11/2009	Kerman et al. D34/39
D605,375	S	12/2009	Anderson et al.	
D615,273	S	5/2010	Magee	
D628,762	S	12/2010	Fischer et al.	

* cited by examiner

Primary Examiner — Cynthia E Ramirez

(74) *Attorney, Agent, or Firm* — Osha • Liang LLP

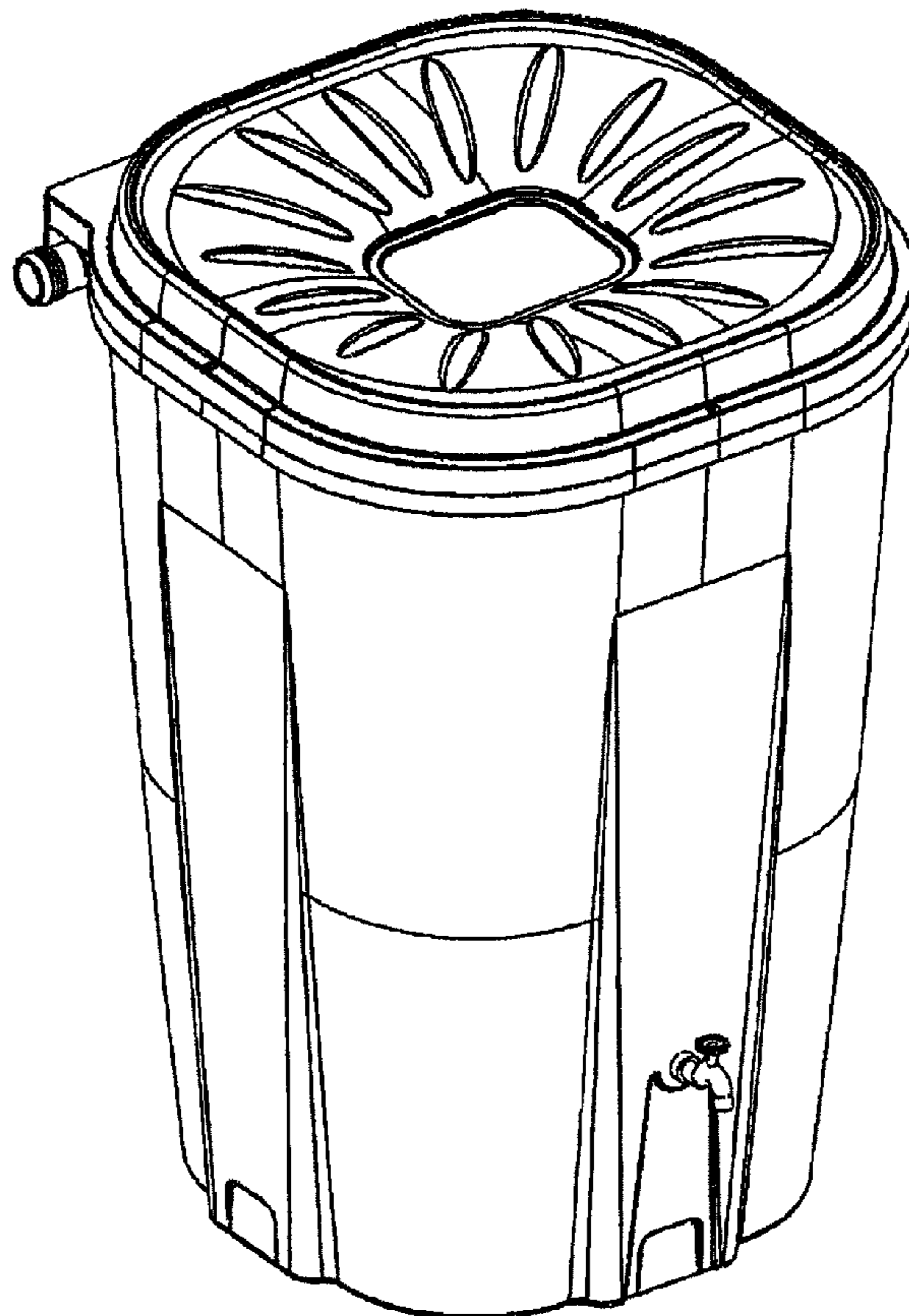
(57) **CLAIM**

The ornamental design for a precipitation collector, as shown and described.

DESCRIPTION

FIG. 1 is a perspective view of a precipitation collector according to the invention;
FIG. 2 is a top view of the design according to the invention.
FIG. 3 is a right side view of the design according to the invention, the left side view being a mirror image thereof.
FIG. 4 is a rear view of the design according to the invention; and,
FIG. 5 is a front view of the design according to the invention.

1 Claim, 5 Drawing Sheets






FIG. 1

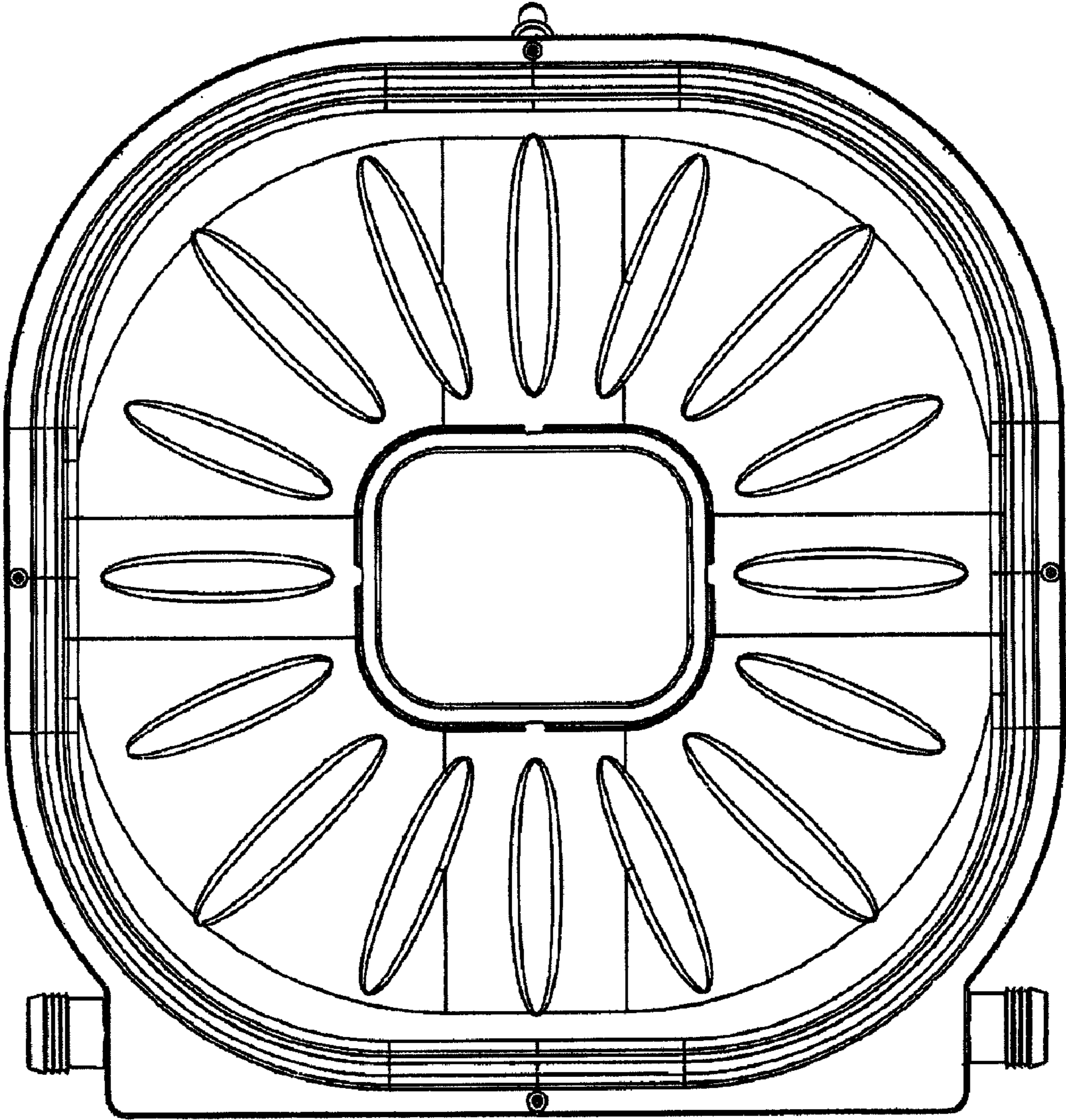


FIG. 2

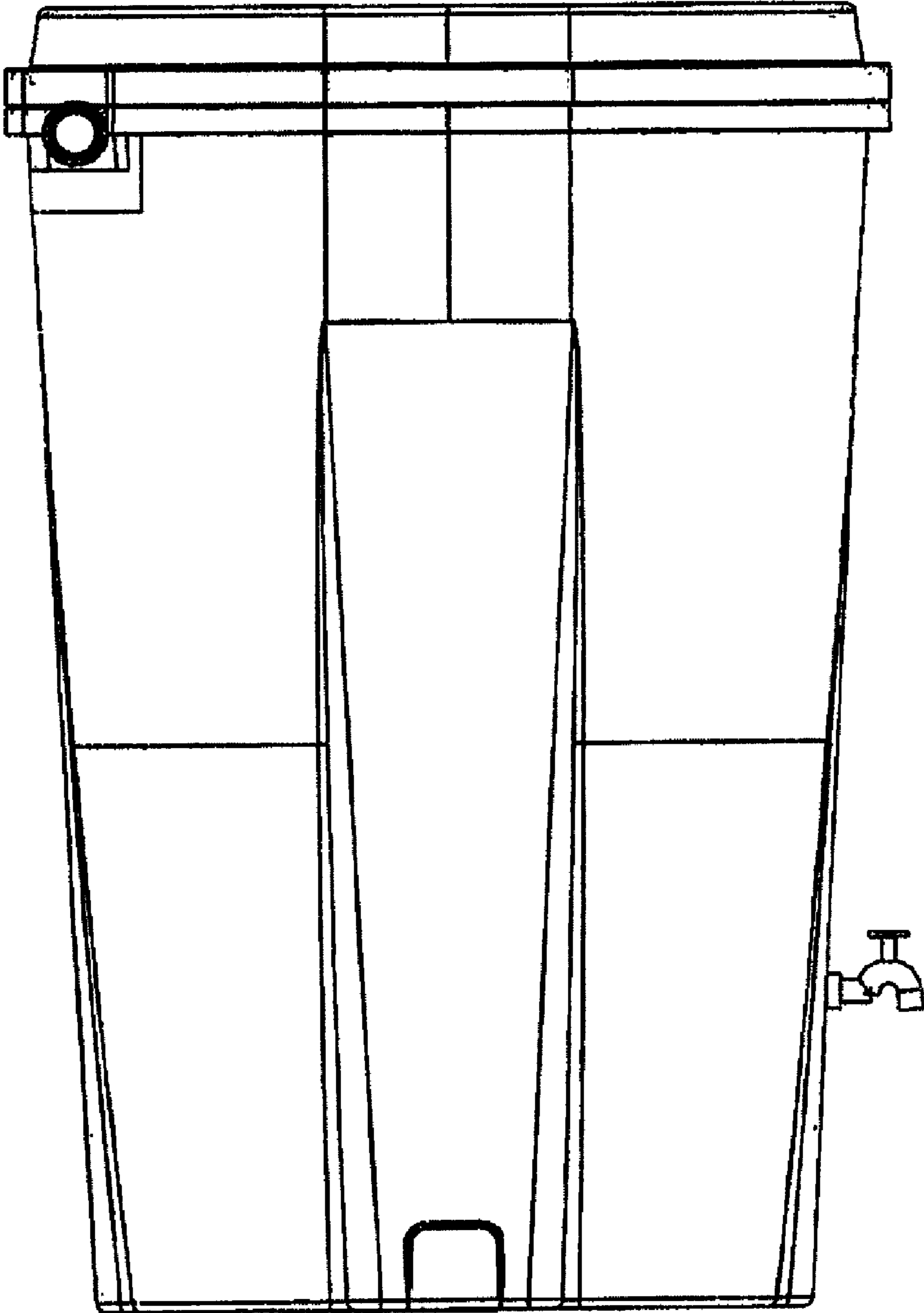


FIG. 3

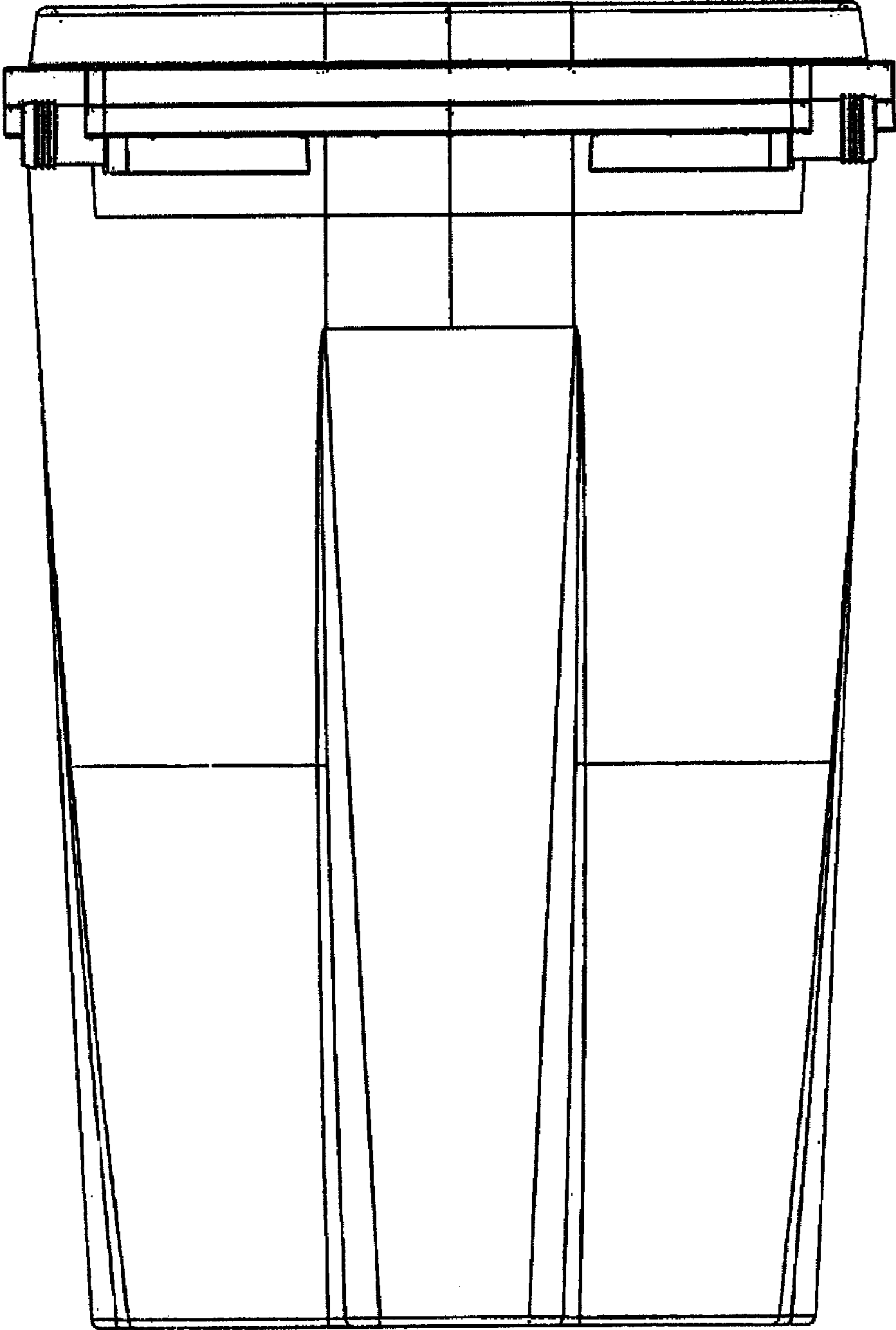


FIG. 4

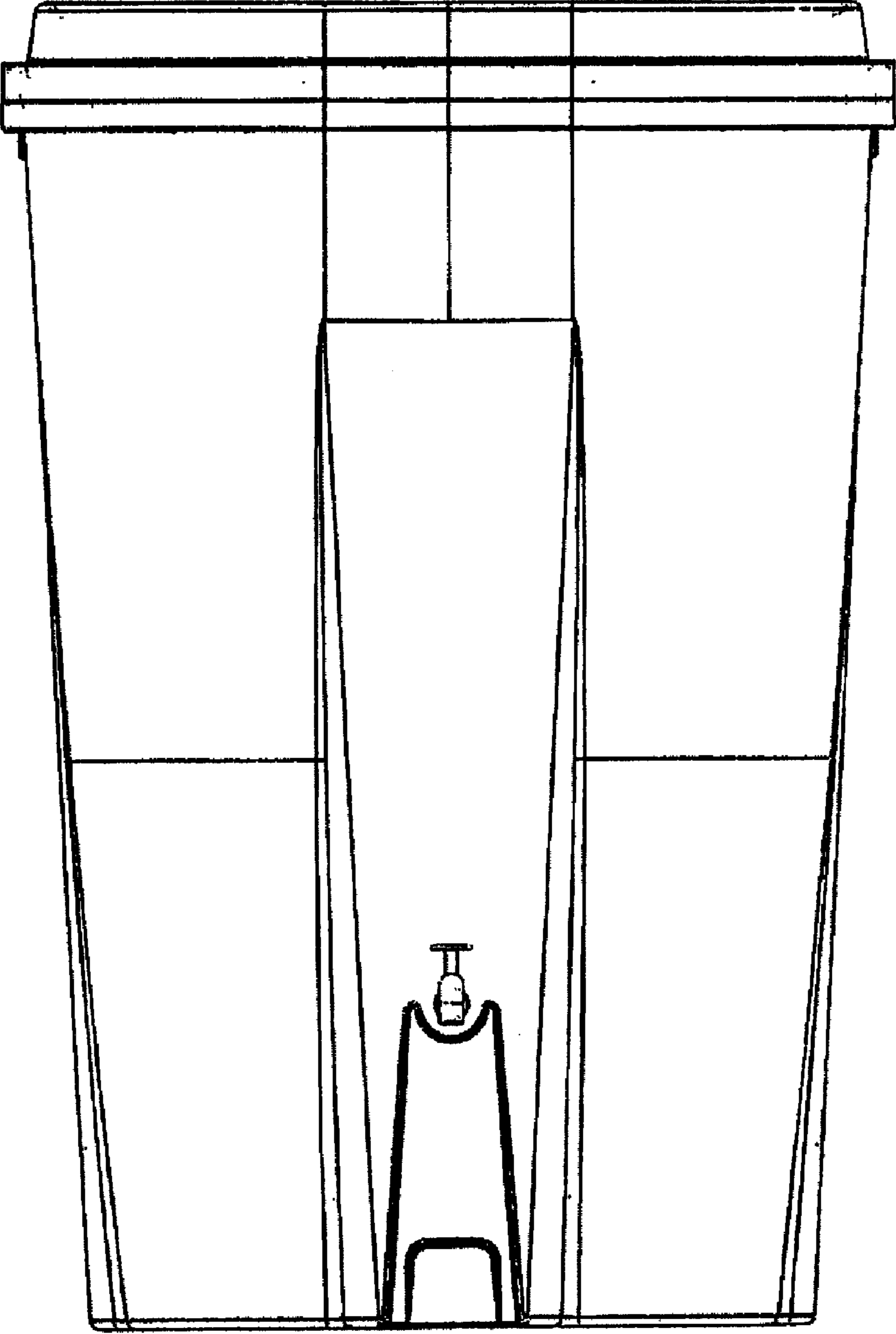


FIG. 5