



US00D639998S

(12) **United States Design Patent**
Liu

(10) **Patent No.:** **US D639,998 S**

(45) **Date of Patent:** **** Jun. 14, 2011**

(54) **COSMETIC PEN**

(76) Inventor: **Ming Hsiung Liu**, Jhanghua (TW)

(**) Term: **14 Years**

(21) Appl. No.: **29/343,524**

(22) Filed: **Sep. 14, 2009**

(51) **LOC (9) Cl.** **28-02**

(52) **U.S. Cl.** **D28/7; D19/41**

(58) **Field of Classification Search** D19/35,
D19/36, 41-51, 53-57; 24/11 R, 11 F, 11 P;
401/52, 99, 100, 104-109, 192, 195, 196;
D9/529, 723, 724, 725, 726, 727, 728, 729;
D28/4, 7, 8

See application file for complete search history.

D408,451 S *	4/1999	Ido	D19/55
D411,035 S *	6/1999	Welschoff	D28/85
5,954,441 A *	9/1999	Welschoff	401/75
6,004,057 A *	12/1999	Fulop	401/195
D431,324 S *	9/2000	Hirato et al.	D28/76
6,179,501 B1 *	1/2001	Fulop	401/34
D450,086 S *	11/2001	Rosenbaum	D19/36
D450,767 S *	11/2001	Itoh et al.	D19/41
D470,887 S *	2/2003	Okutani	D19/43
D551,569 S *	9/2007	Tanaka	D9/724
D566,174 S *	4/2008	Silverstein	D19/43
D568,933 S *	5/2008	Qiu et al.	D19/43
D601,626 S *	10/2009	Liu	D19/43
D601,908 S *	10/2009	Yun	D9/724
D608,827 S *	1/2010	Hung	D19/49
D625,200 S *	10/2010	Py et al.	D9/724

FOREIGN PATENT DOCUMENTS

DE DM/047050 * 2/1999

* cited by examiner

Primary Examiner — Elizabeth A Albert

(56) **References Cited**

U.S. PATENT DOCUMENTS

D39,561 S *	9/1908	Boman	D19/51
D147,579 S *	9/1947	Campbell	D28/77
D221,210 S *	7/1971	Weiner	D9/724
3,640,631 A *	2/1972	Sotir	401/206
D294,388 S *	2/1988	Hardy et al.	D24/144
D299,973 S *	2/1989	Campello et al.	D28/7
D310,249 S *	8/1990	LaLonde	D19/43
D318,538 S *	7/1991	Shinohara	D28/7
D325,599 S *	4/1992	Poisson	D19/49
D327,911 S *	7/1992	Poisson	D19/49
D329,661 S *	9/1992	Kimura	D19/53
D331,940 S *	12/1992	Shirai et al.	D19/51
D368,553 S *	4/1996	Welschoff et al.	D28/7
D369,183 S *	4/1996	Yoshida	D19/49

(57) **CLAIM**

The ornamental design for a cosmetic pen, as shown and described.

DESCRIPTION


FIG. 1 is a perspective view of a cosmetic pen showing my new design;

FIG. 2 is a front elevational view thereof;

FIG. 3 is a enlarged top plan view thereof; and,

FIG. 4 is a enlarged bottom plan view thereof.

1 Claim, 3 Drawing Sheets






FIG. 1




FIG. 2

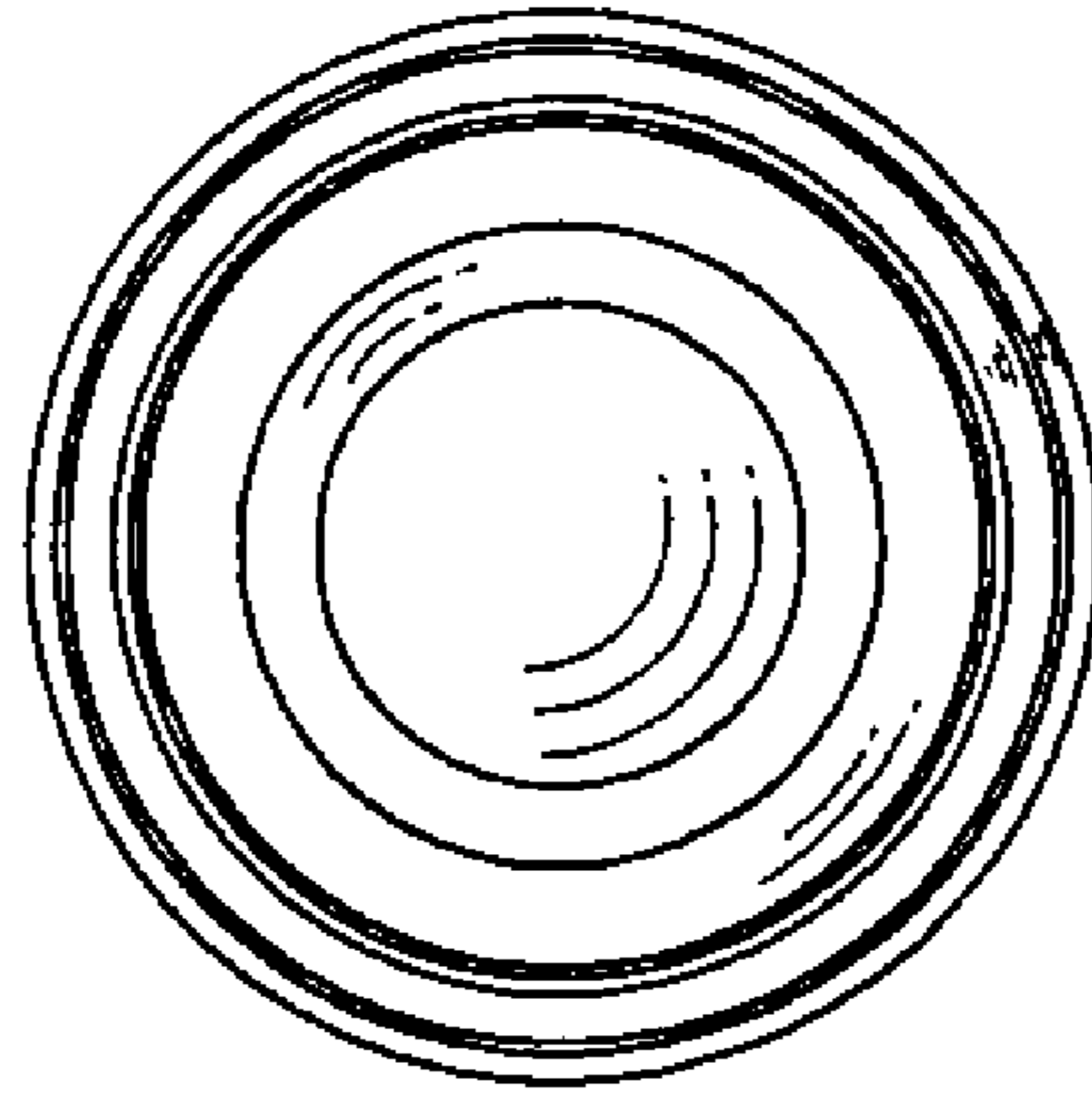


FIG. 3

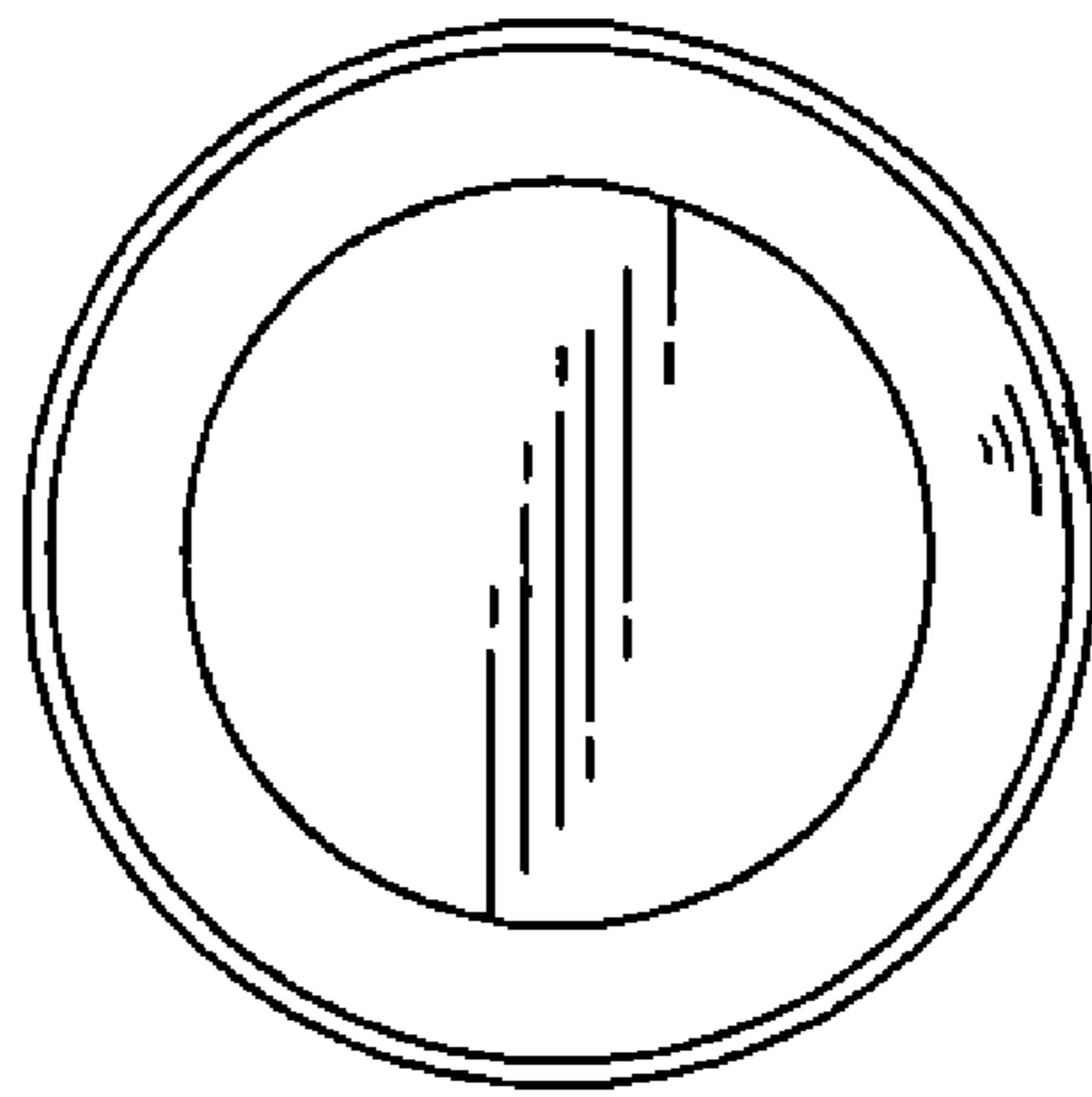


FIG. 4