



US00D639979S

(12) **United States Design Patent**
Hermansson et al.

(10) **Patent No.:** **US D639,979 S**
(45) **Date of Patent:** **** Jun. 14, 2011**

(54) **TIE-BAR FOR A CHROMATOGRAPHY COLUMN**

(75) Inventors: **Dan Hermansson**, Uppsala (SE); **Roger Lundqvist**, Alunda (SE)

(73) Assignee: **GE Healthcare Bio-Sciences AB**, Uppsala (SE)

(**) Term: **14 Years**

(21) Appl. No.: **29/299,162**

(22) Filed: **Dec. 20, 2007**

(30) **Foreign Application Priority Data**

Jun. 27, 2007 (EP) 000747746

(51) **LOC (9) Cl.** **24-02**

(52) **U.S. Cl.** **D24/232**

(58) **Field of Classification Search** D24/127,
D24/216-233, 112; D10/78, 81, 103; 422/100-104;
210/656-659, 198.2, 232, 450, 635; 96/101,
96/106

See application file for complete search history.

(56) **References Cited**

U.S. PATENT DOCUMENTS

- D254,445 S * 3/1980 Boghosian D24/224
- D274,257 S * 6/1984 Jenkins et al. D24/112
- 4,550,594 A * 11/1985 Engstrom 210/198.2
- D285,290 S * 8/1986 Shalon et al. D24/232
- D320,949 S * 10/1991 Kopf D10/81
- 5,336,412 A * 8/1994 Huse et al. 210/656
- D417,408 S * 12/1999 Rigoli D10/78
- D426,165 S * 6/2000 Tuvim et al. D10/81
- 6,387,256 B1 * 5/2002 Tuvim 96/101

- D500,856 S * 1/2005 Hellstrom D24/224
- D567,959 S * 4/2008 Williams et al. D24/216
- D567,961 S * 4/2008 Yajima D24/232
- 2007/0075007 A1 * 4/2007 Belov et al. 422/70
- 2007/0221557 A1 * 9/2007 Barber et al. 210/198.2
- 2009/0056541 A1 * 3/2009 Davison et al. 95/88

* cited by examiner

Primary Examiner — T. Chase Nelson

Assistant Examiner — Mark Cavanna

(74) *Attorney, Agent, or Firm* — Yonggang Ji

(57) **CLAIM**

The ornamental design for a tie-bar for a chromatography column, as shown and described.

DESCRIPTION

FIG. 1 is a perspective view of the tie-bar for a chromatography column showing our new design.

FIG. 2 is a front view of the tie-bar for a chromatography column of FIG. 1

FIG. 3 is a back view of the tie-bar for a chromatography column of FIG. 1.

FIG. 4 is a right side view of the tie-bar for a chromatography column of FIG. 1.

FIG. 5 is a left side view of the tie-bar for a chromatography column of FIG. 1.

FIG. 6 is a top plan view of the tie-bar for a chromatography column of FIG. 1; and,

FIG. 7 is a bottom plan view of the tie-bar for a chromatography column of FIG. 1.

The broken lines are included for the purpose of illustrating unclaimed portions of the tie-bar for a chromatography column and form no part of the claimed design.

1 Claim, 6 Drawing Sheets

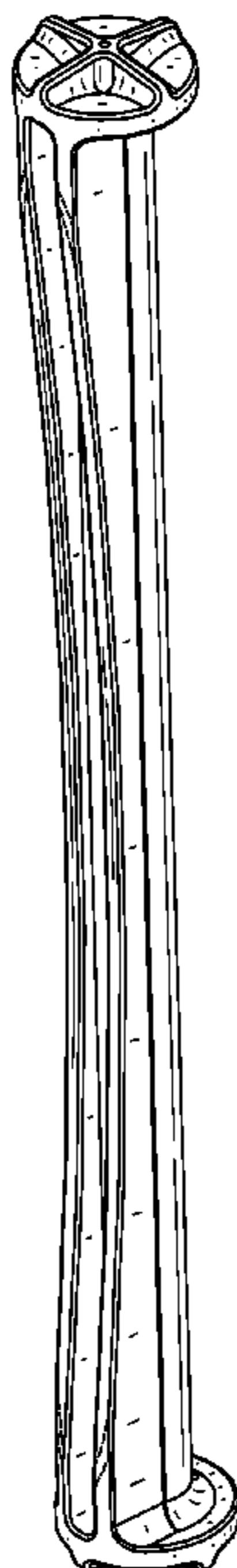


FIG. 1




FIG. 2

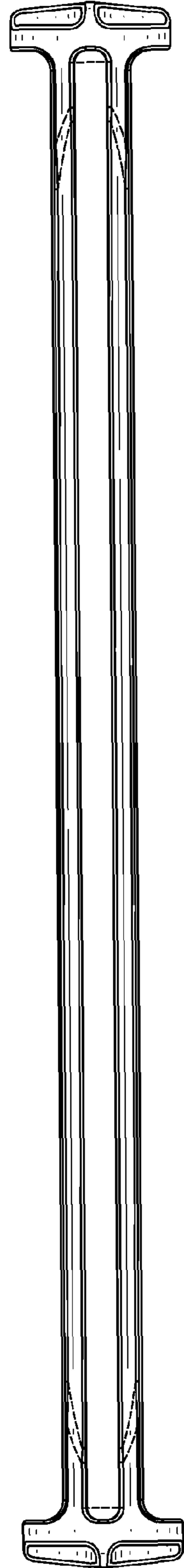


FIG. 3

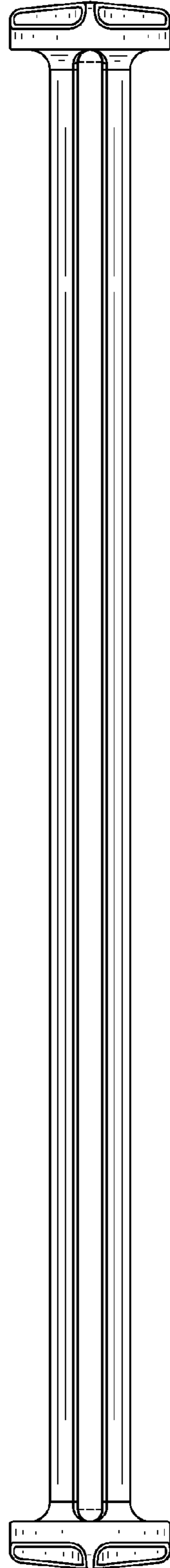


FIG. 4

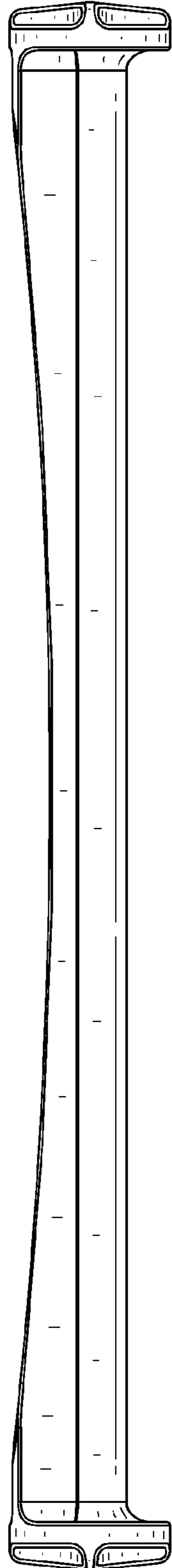


FIG. 5

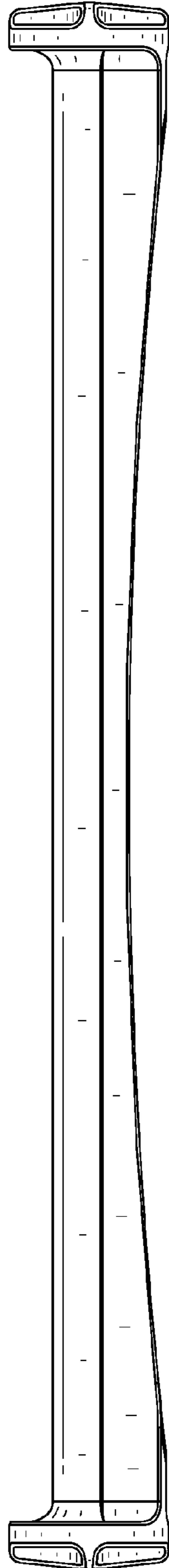


FIG. 6

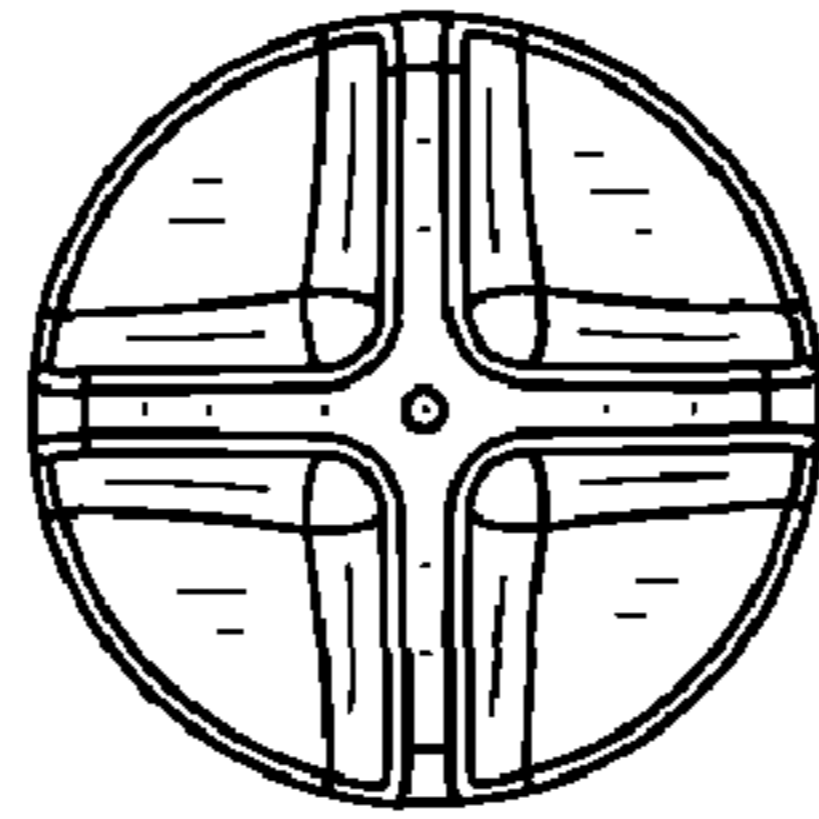


FIG. 7

