



US00D639971S

(12) **United States Design Patent**
Schwartz et al.

(10) **Patent No.:** **US D639,971 S**
(45) **Date of Patent:** **** Jun. 14, 2011**

(54) **FITNESS AND PRESSURE POINT TREATMENT SYSTEM**

(76) Inventors: **Robert Schwartz**, Boca Raton, FL (US);
Todd A. Wolf, Weston, FL (US)

(**) Term: **14 Years**

(21) Appl. No.: **29/349,852**

(22) Filed: **May 10, 2010**

(51) **LOC (9) Cl.** **28-03**

(52) **U.S. Cl.** **D24/200**

(58) **Field of Classification Search** D24/200,
D24/211-215; 601/118, 120, 121, 124, 125,
601/130, 131, 134-137

See application file for complete search history.

(56) **References Cited**

U.S. PATENT DOCUMENTS

4,210,134	A *	7/1980	Okazaki et al.	601/134
4,411,258	A *	10/1983	Pujals, Jr.	601/134
5,158,073	A *	10/1992	Bukowski	601/28
5,445,647	A *	8/1995	Choy	606/204
D379,518	S *	5/1997	Bergman et al.	D24/211
5,628,079	A *	5/1997	Kizemchuk et al.	5/653

5,774,424	A *	6/1998	Yoo	368/10
5,938,684	A *	8/1999	Lynch et al.	606/204
D413,985	S *	9/1999	Martin et al.	D24/211
D504,954	S *	5/2005	Park	D24/215
D584,863	S *	1/2009	Garry et al.	D30/158
7,762,966	B1 *	7/2010	Gaines	601/46

* cited by examiner

Primary Examiner — Sandra Snapp

(74) *Attorney, Agent, or Firm* — Melvin K. Silverman; Yi Li

(57) **CLAIM**

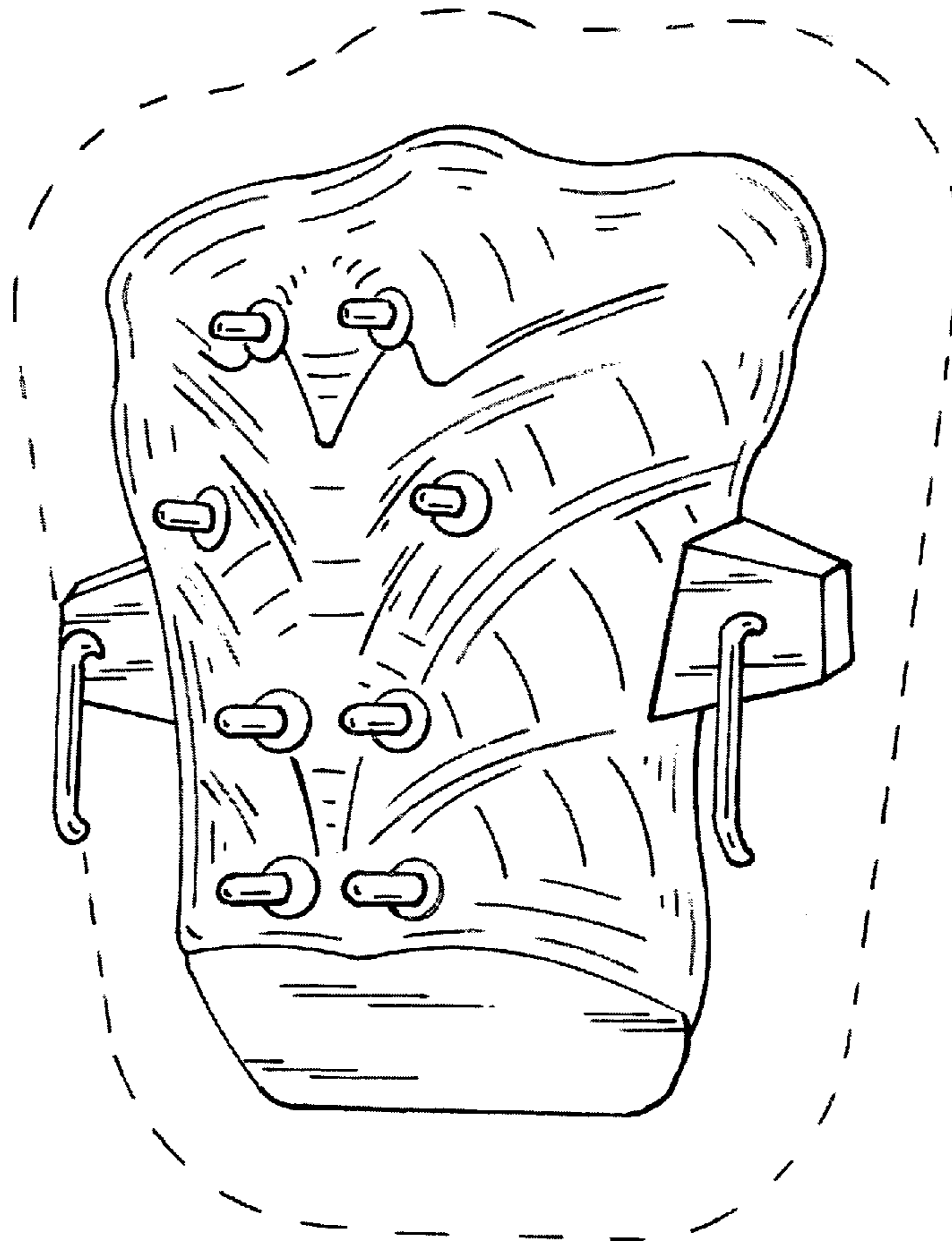
The ornamental design for a fitness and pressure point treatment system, as shown and described.

DESCRIPTION

FIG. 1 is a side perspective view of the inventive fitness and pressure point treatment system;
FIG. 2 is a front elevational view thereof;
FIG. 3 is a side elevational view of the same design;
FIG. 4 is a bottom elevational view of the invention; and,
FIG. 5 is top elevational view of the side opposite to that shown in FIG. 4.

The broken lines shown in the drawings are for illustrative purposes only and form no part of the claimed design.

1 Claim, 4 Drawing Sheets



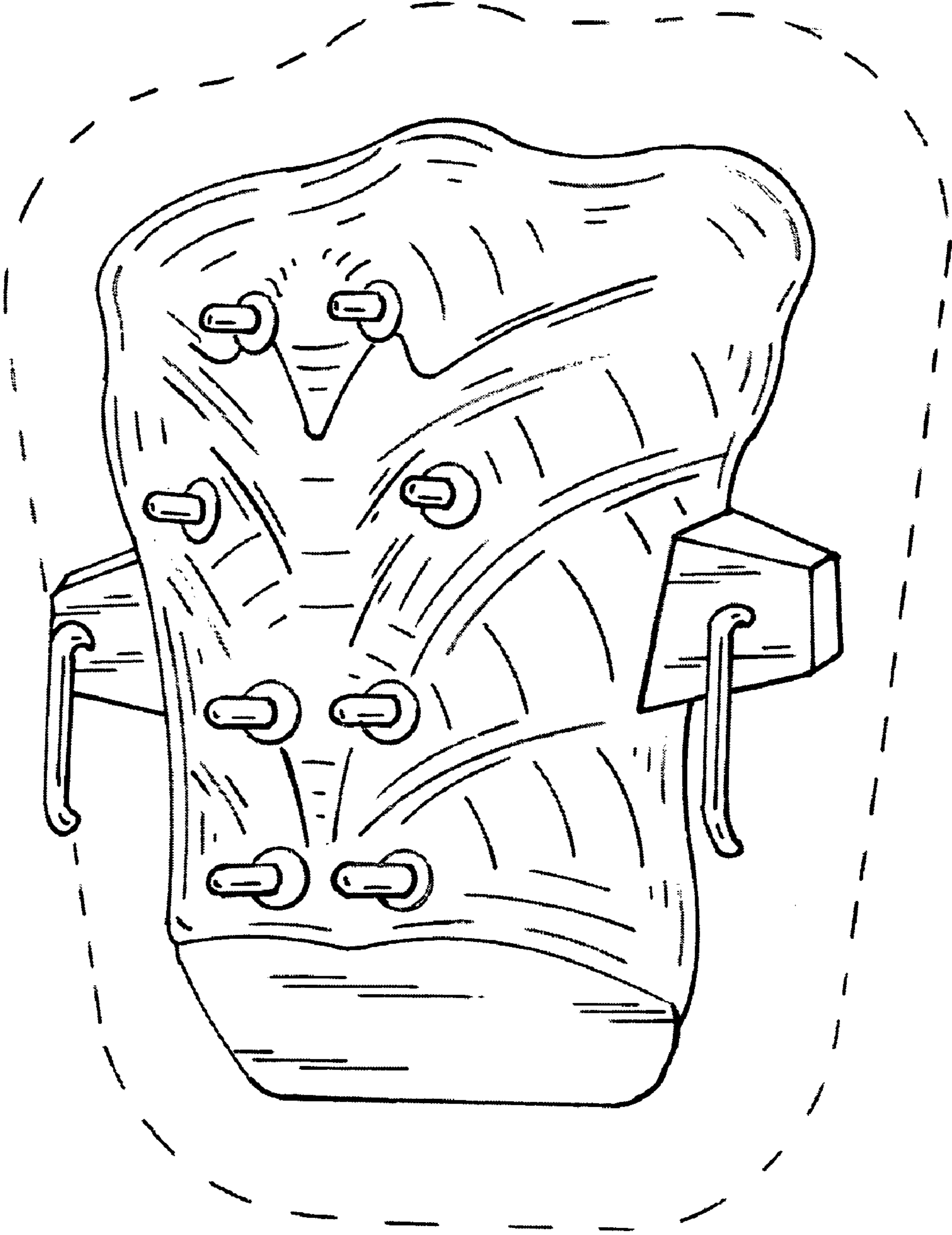


FIG.1

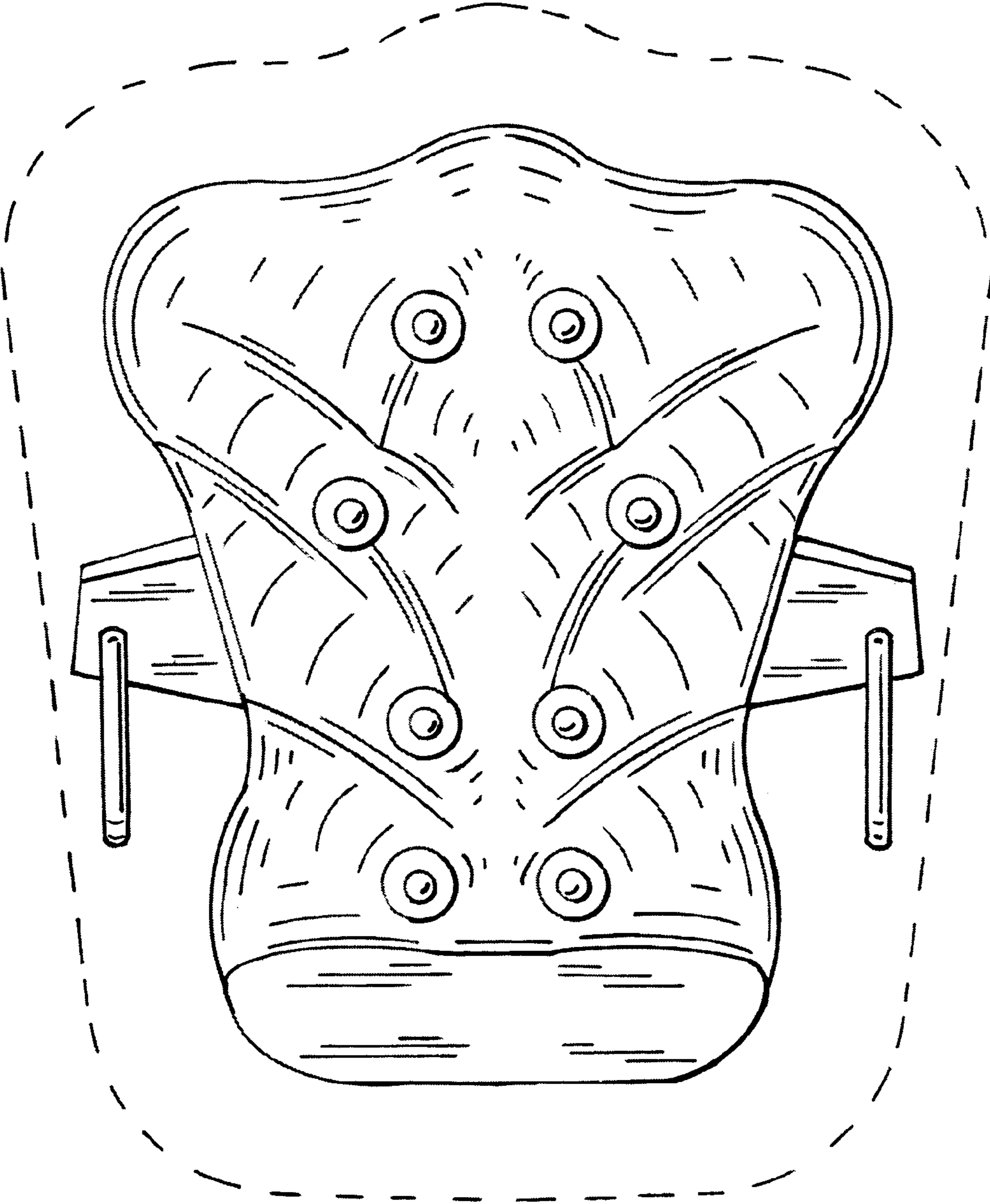


FIG.2

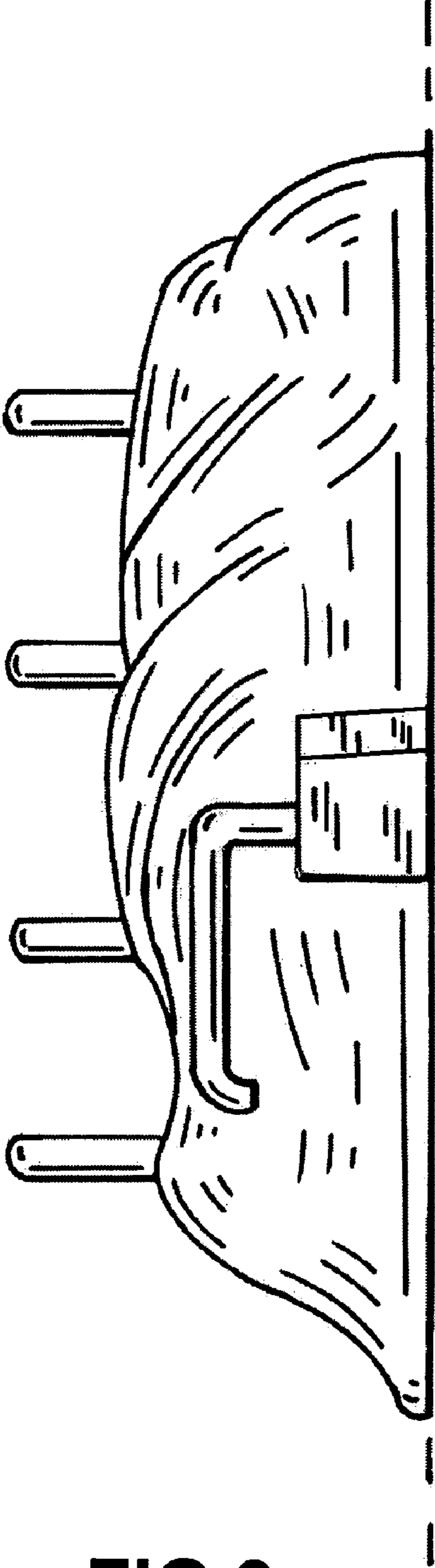


FIG.3

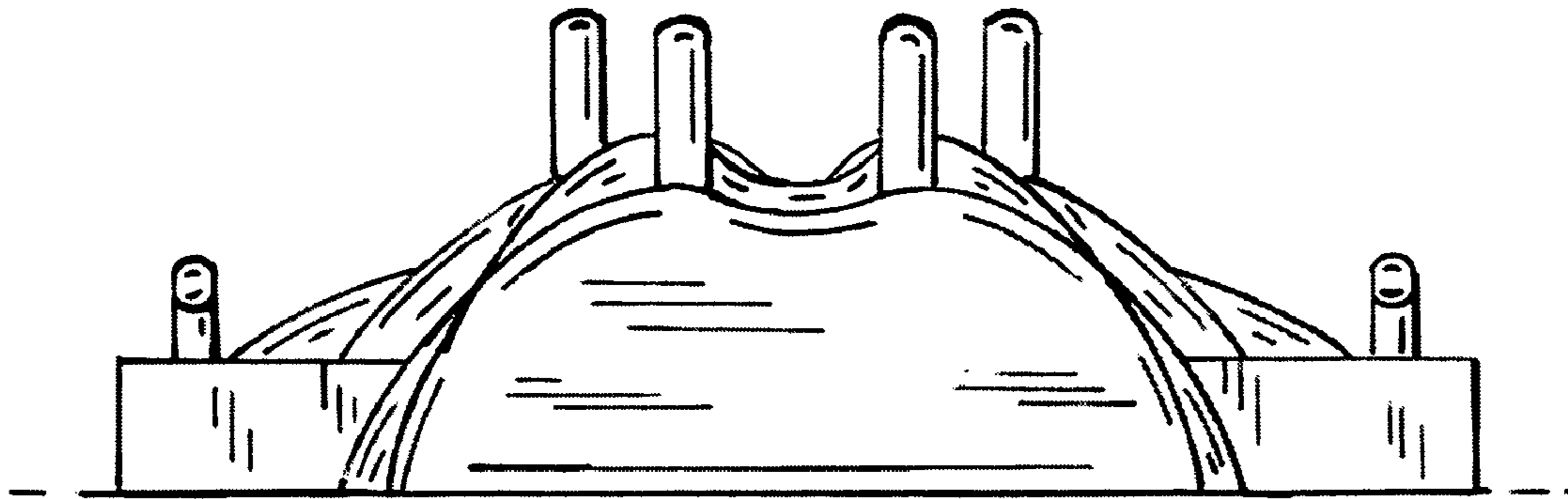


FIG. 4

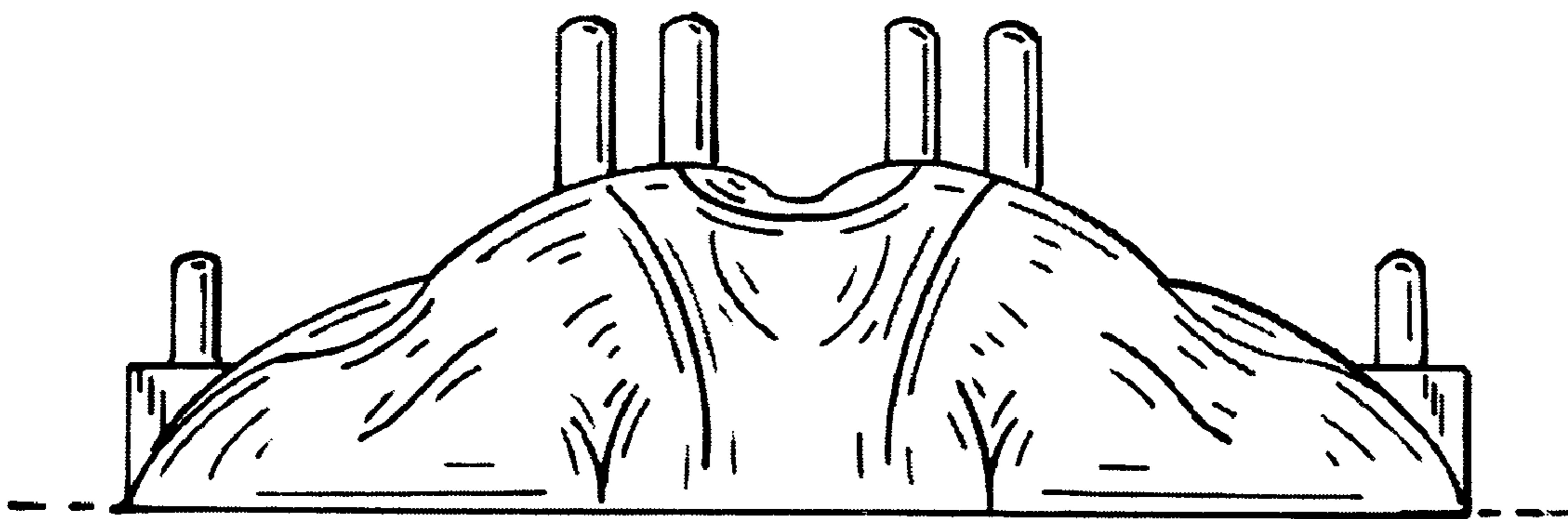


FIG. 5