

US00D639962S

(12) **United States Design Patent**
Kase

(10) **Patent No.:** **US D639,962 S**
(45) **Date of Patent:** **** Jun. 14, 2011**

(54) **PRE-CUT BODY TAPE FOR THE SHOULDER**

(75) Inventor: **Kenzo Kase**, Tokyo (JP)

(73) Assignee: **Kinesio IP, LLC**, Albuquerque, NM (US)

(**) Term: **14 Years**

(21) Appl. No.: **29/382,033**

(22) Filed: **Dec. 28, 2010**

(51) **LOC (9) Cl.** **24-04**

(52) **U.S. Cl.** **D24/189; D24/190**

(58) **Field of Classification Search** D24/189-192, D24/206; D29/100, 101.3, 120.1; D2/627, D2/702; 602/1-2, 4-8, 19-20, 26, 41, 54, 602/60-63, 65; 128/100.1, 876, 892, 894; 2/24, 162, 455; 219/211, 527, 544, 549
See application file for complete search history.

(56) **References Cited**

U.S. PATENT DOCUMENTS

3,575,874 A	4/1971	Sullenger	
D242,955 S	1/1977	Arluck	
4,446,858 A *	5/1984	Verter	602/4
4,748,976 A	6/1988	Cali	
4,823,789 A	4/1989	Beisang, III	
D307,184 S	4/1990	McConnell	
5,018,513 A *	5/1991	Charles	602/19
5,188,587 A *	2/1993	McGuire et al.	602/20
D355,489 S	2/1995	Almond	
5,409,451 A	4/1995	Daneman	
D365,194 S	12/1995	Vargo	
5,513,658 A	5/1996	Goseki	
5,514,081 A	5/1996	Mann	
D385,356 S	10/1997	Fabricant	
5,711,312 A	1/1998	Staudinger	
D393,073 S	3/1998	Downing et al.	
D397,222 S	8/1998	Humensky	

D424,699 S	5/2000	Allen
D446,913 S	8/2001	Holden
D448,850 S	10/2001	Fabricant
D452,325 S	12/2001	Henderson
D454,956 S	3/2002	Visintainer
D455,002 S	4/2002	Holden
D468,019 S	12/2002	Slautterback
D473,947 S	4/2003	Jacobson
D480,811 S	10/2003	Horhota et al.
D481,131 S	10/2003	Saim et al.
D484,985 S	1/2004	Takizawa
D492,411 S	6/2004	Bierman

(Continued)

OTHER PUBLICATIONS

Kase, Kenzo , "Illustrated Kinesio Taping Fourth Edition", *Ken'IKai Information* Oct. 1994 , 15.

Primary Examiner — T. Chase Nelson

Assistant Examiner — Michelle E Wilson

(74) *Attorney, Agent, or Firm* — Samantha Updegraff; Deborah A. Peacock; Peacock Myers, P.C.

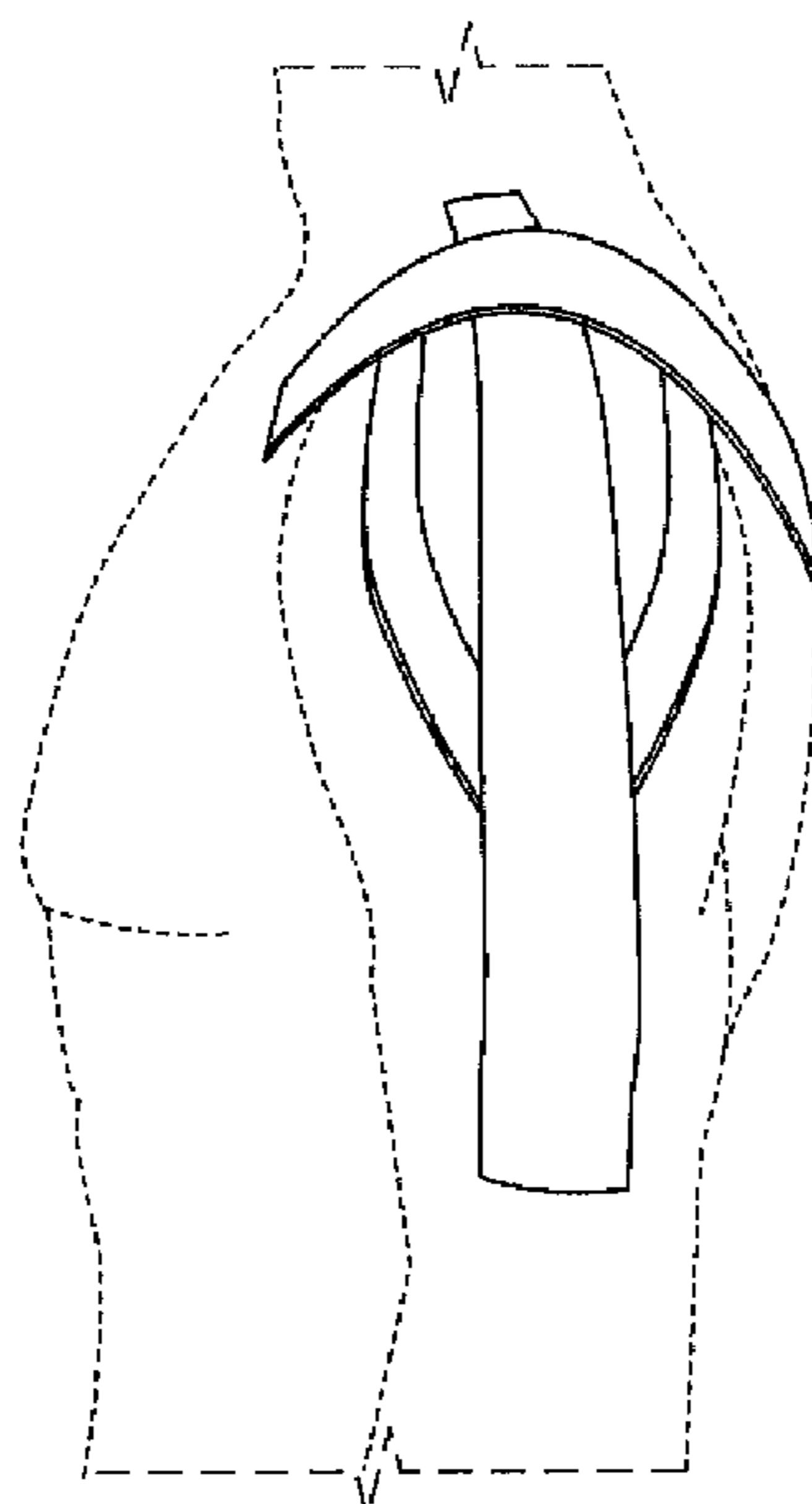
(57) **CLAIM**

The ornamental design for the pre-cut body tape for the shoulder, as shown and described.

DESCRIPTION

FIG. 1 is a perspective view of a pre-cut body tape for the shoulder;
FIG. 2 is a side view of a pre-cut body tape for the shoulder;
FIG. 3 is a front view of a pre-cut body tape for the shoulder;
and,
FIG. 4 is a back view of a pre-cut body tape for the shoulder.
[The broken line showing of the human forms is for the purpose of illustrating how the pre-cut body tape for the shoulder is applied and forms no part of the claimed design.]

1 Claim, 4 Drawing Sheets



US D639,962 S

Page 2

U.S. PATENT DOCUMENTS

D495,419 S	8/2004	Dunshee	D574,085 S	7/2008	Lucchetti
6,887,213 B2	5/2005	Smits	D580,064 S	11/2008	Lin et al.
6,929,613 B2	8/2005	Henderson et al.	D580,555 S	11/2008	Lin et al.
D511,573 S	11/2005	Mueller et al.	D580,593 S	11/2008	Huntington
7,004,917 B2	2/2006	Henderson et al.	D621,052 S *	8/2010	Kase D24/189
D519,239 S	4/2006	Katagiri	2005/0197608 A1	9/2005	Taylor et al.
D524,946 S	7/2006	Shaw et al.	2005/0197609 A1	9/2005	Mills
D527,824 S	9/2006	Mueller et al.	2005/0228323 A1	10/2005	Tornai
D544,607 S	6/2007	Henry et al.	2006/0167395 A1*	7/2006	Sawa 602/19
D545,972 S	7/2007	Wieringa et al.	2007/0106187 A1*	5/2007	Campbell et al. 602/19
D557,424 S	12/2007	Knight	2008/0319360 A1	12/2008	Zukowski
D571,923 S	6/2008	Roberts			

* cited by examiner

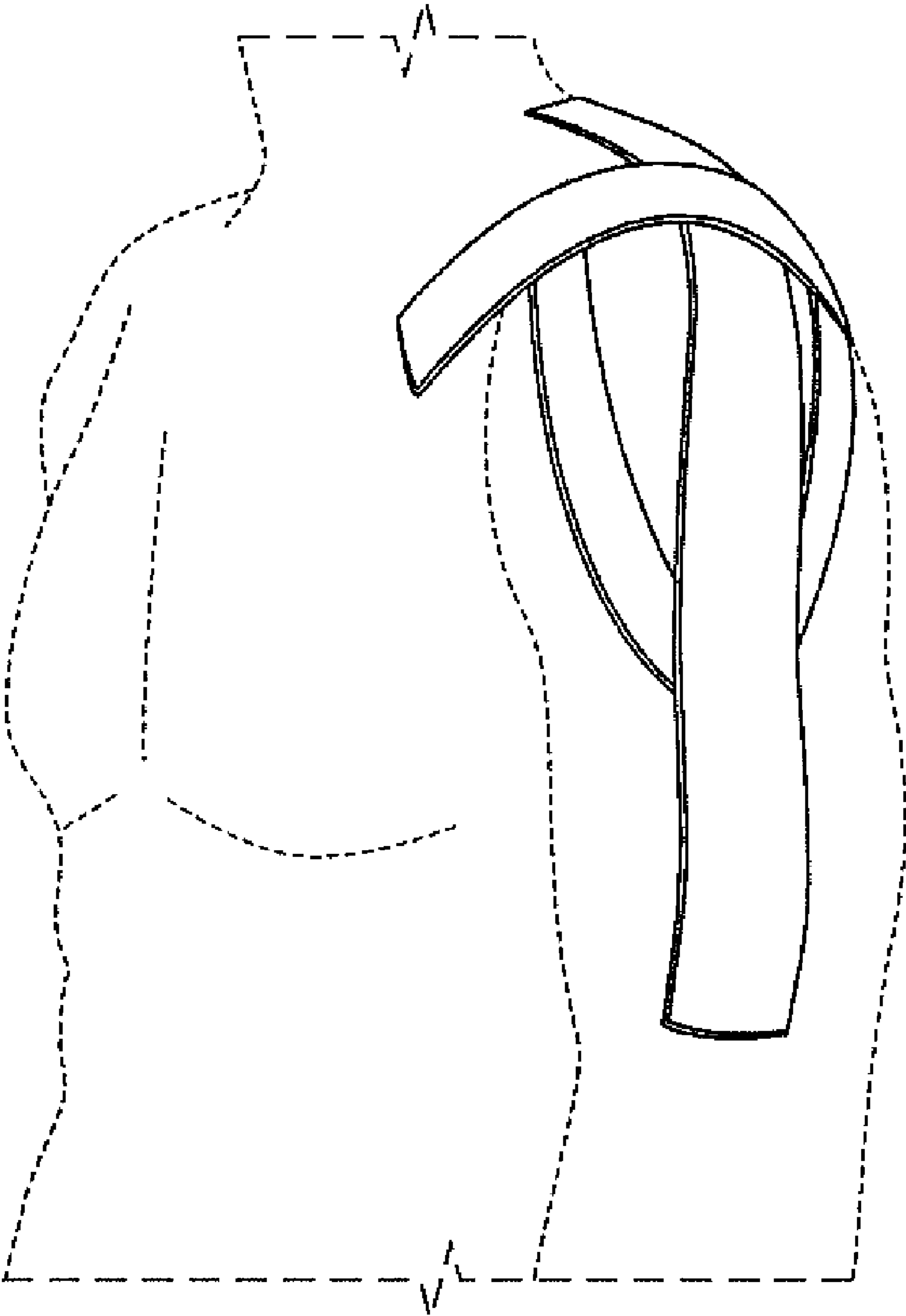


FIG. 1

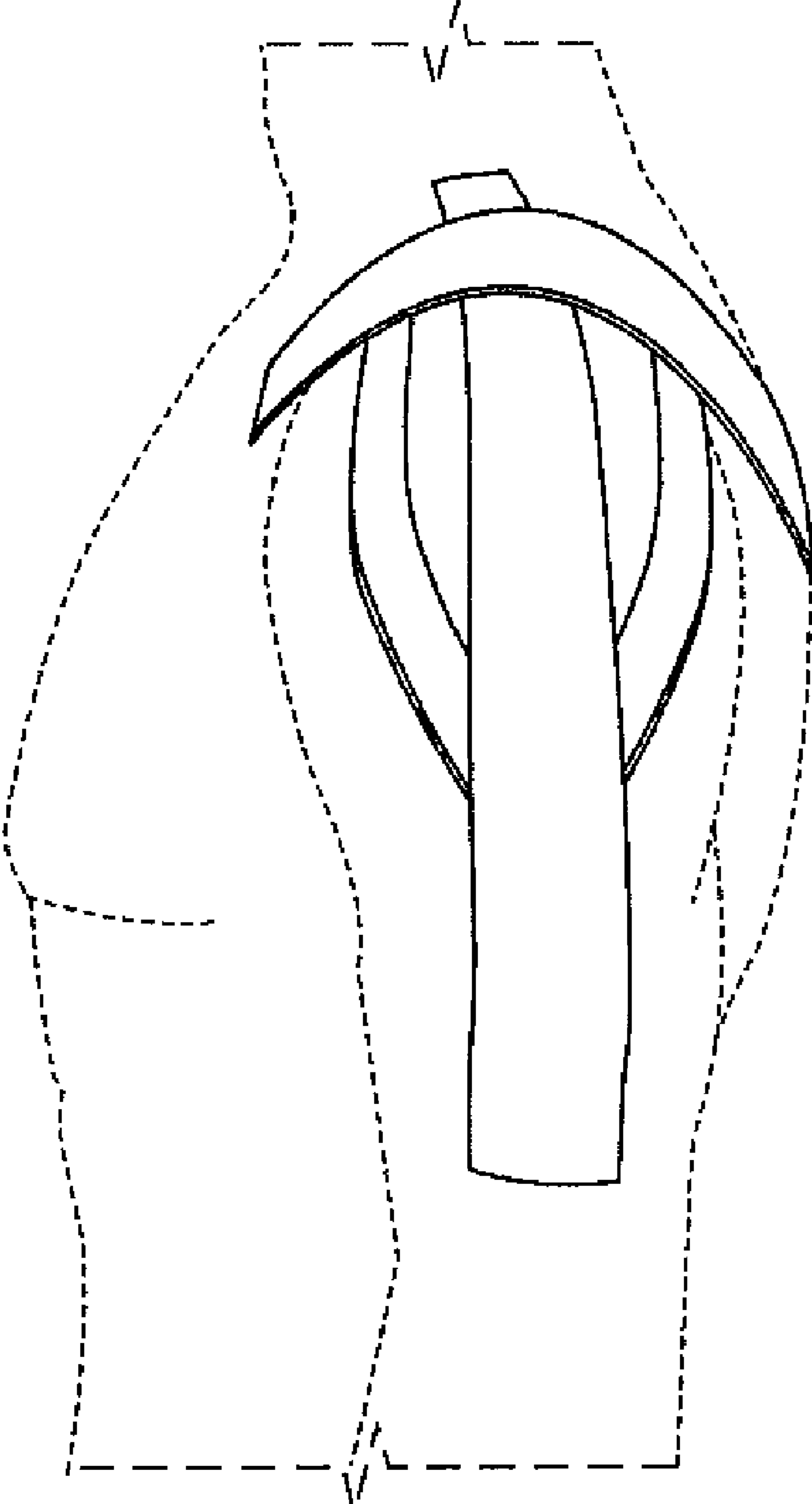


FIG. 2

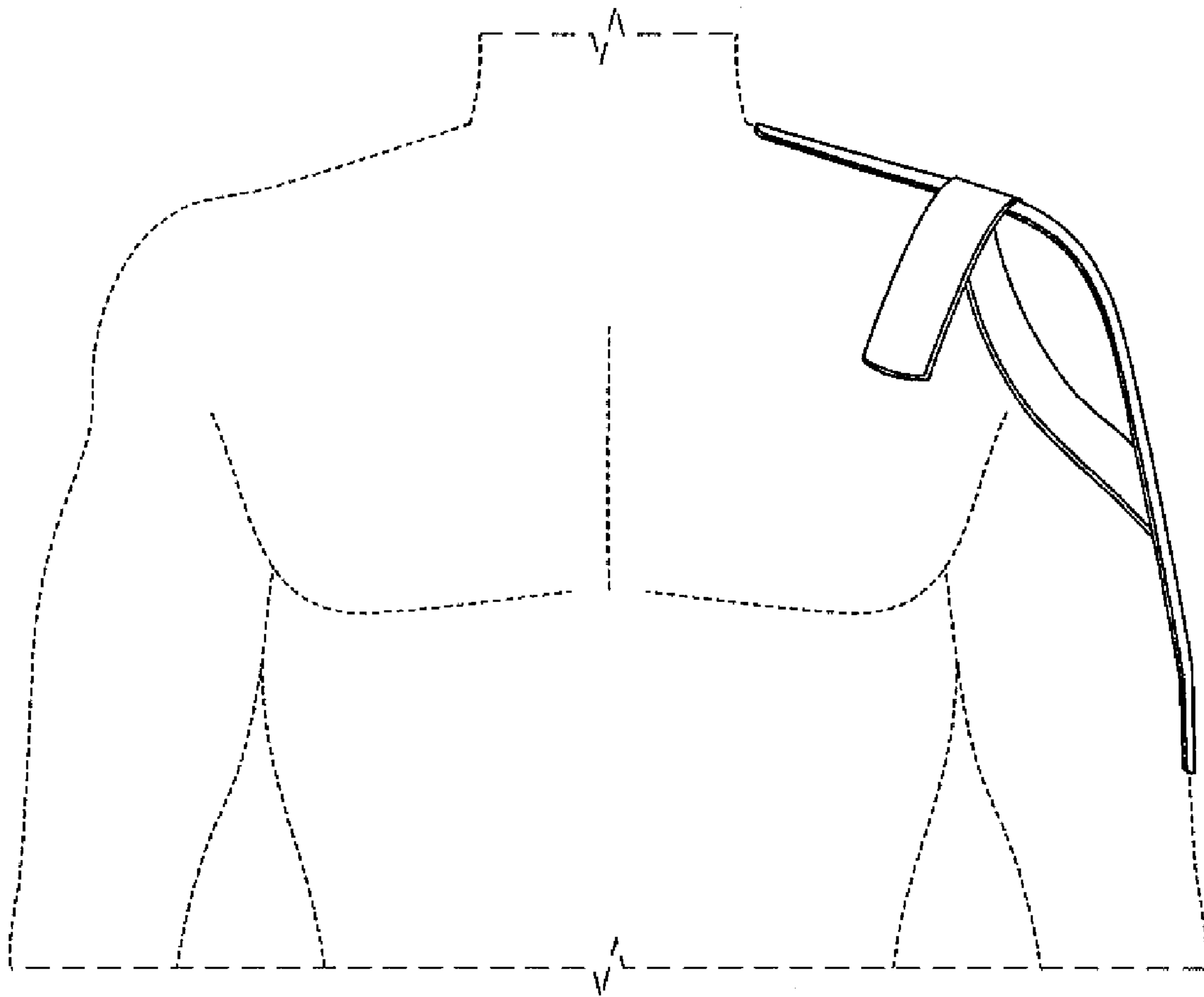


FIG. 3

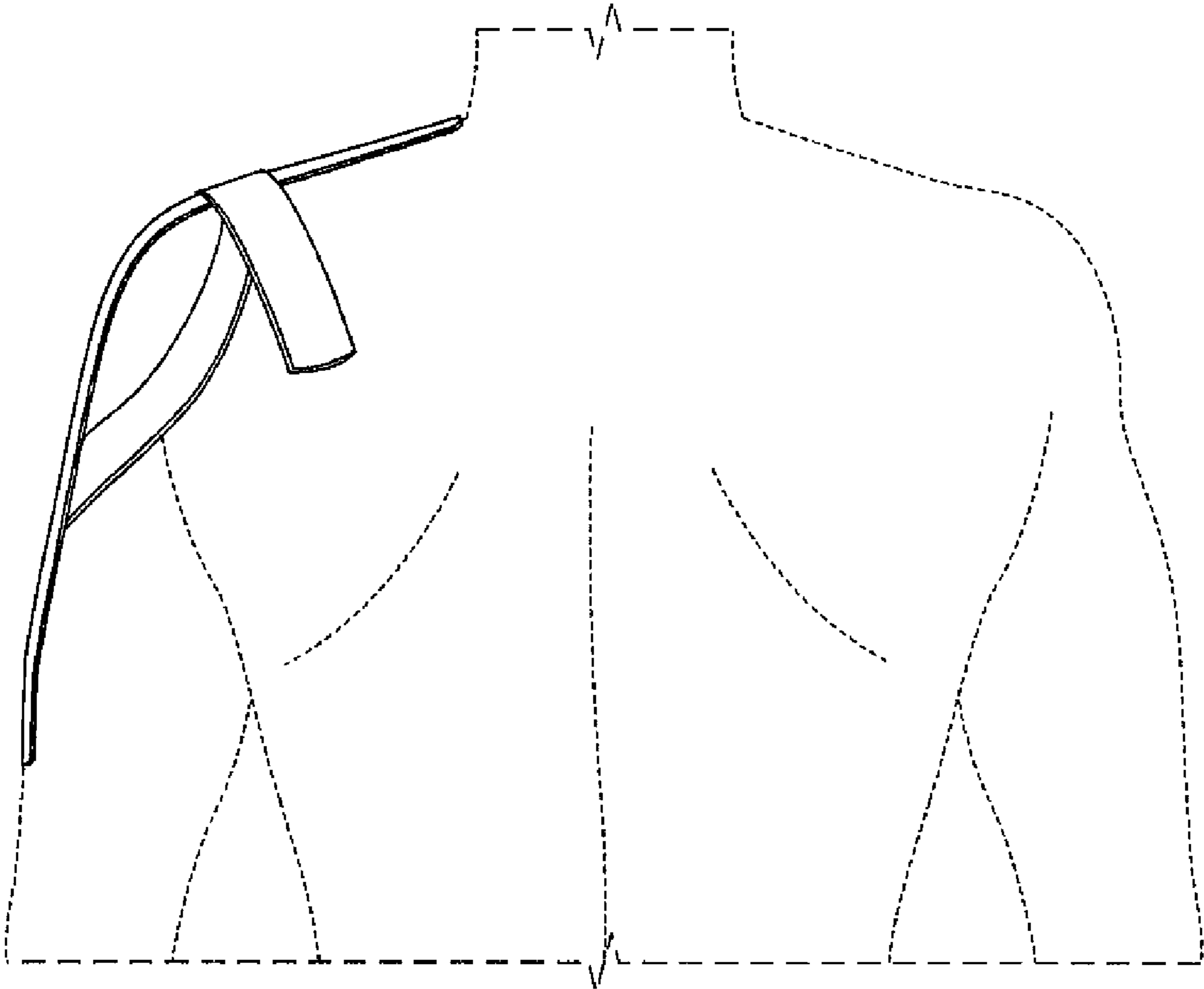


FIG. 4