



US00D639952S

(12) **United States Design Patent**  
**Dutschmann**

(10) **Patent No.:** **US D639,952 S**

(45) **Date of Patent:** **\*\* Jun. 14, 2011**

(54) **X-RAY MARKER**

(76) Inventor: **Ruth Elizabeth Dutschmann**, Valdosta,  
GA (US)

(\*\*) Term: **14 Years**

(21) Appl. No.: **29/370,009**

(22) Filed: **May 26, 2010**

(51) **LOC (9) Cl.** ..... **24-01**

(52) **U.S. Cl.** ..... **D24/158**

(58) **Field of Classification Search** ..... D24/158-161,  
D24/186, 124, 188, 189, 231, 232; 378/4,  
378/15, 17, 20, 21, 23-27, 146, 162-166;  
128/915; D1/106-115, 128; D11/99-116,  
D11/132-140, 157; D20/22-38

See application file for complete search history.

5,394,456 A	2/1995	Livingston	
5,412,706 A	5/1995	Deibel	
5,469,847 A	11/1995	Zinreich et al.	
5,592,527 A	1/1997	Ray	
5,640,438 A	6/1997	Talluto et al.	
5,657,366 A	8/1997	Nakayama	
5,659,592 A	8/1997	Robertson et al.	
6,160,870 A	12/2000	Jacobson	
D470,890 S *	2/2003	Meyer .....	D20/28
D479,561 S *	9/2003	Meyer .....	D20/22
D503,980 S	4/2005	Sayre et al.	
7,092,492 B2	8/2006	Marn	
7,123,690 B1	10/2006	Brown et al.	
7,127,039 B2	10/2006	Woods	
D541,872 S *	5/2007	Houle .....	D20/30
D552,735 S *	10/2007	Archambault .....	D24/158
D559,985 S *	1/2008	Dzierlatka .....	D24/158
D620,226 S *	7/2010	Adkins .....	D1/106

\* cited by examiner

*Primary Examiner* — T. Chase Nelson

*Assistant Examiner* — Anhdao Doan

(74) *Attorney, Agent, or Firm* — John P. Sinnott; Langdale  
Vallotton, LLP

(56) **References Cited**

U.S. PATENT DOCUMENTS

1,168,177 A	1/1916	De Yoanna	
2,071,912 A	2/1937	Auer	
2,172,528 A	9/1939	Auer	
2,257,933 A	10/1941	Belknap	
2,433,480 A	12/1947	Rendich	
2,497,445 A	2/1950	Gaul	
3,518,428 A	6/1970	Ring	
3,619,611 A	11/1971	Hall	
3,643,358 A	2/1972	Morderosian	
4,035,653 A	7/1977	Karasco	
4,121,108 A	10/1978	Manor	
4,127,774 A	11/1978	Gillen	
4,194,122 A	3/1980	Mitchell et al.	
4,274,006 A	6/1981	Caine	
4,426,723 A	1/1984	Rouse	
D290,206 S *	6/1987	Murphy .....	D6/584
4,698,836 A	10/1987	Minasian	
D294,040 S *	2/1988	Peyton .....	D20/29
D295,390 S *	4/1988	Maddox et al. ....	D11/133
D323,045 S *	1/1992	Gabler .....	D32/46
D325,804 S *	5/1992	Meyers et al. ....	D1/109
5,232,452 A *	8/1993	Russell et al. ....	604/180
5,297,188 A	3/1994	Fajac et al.	
D346,827 S *	5/1994	Wolff .....	D20/22
5,323,443 A	6/1994	Lary	

(57) **CLAIM**

The ornamental design for an X-ray marker, as shown and described.

**DESCRIPTION**

FIG. 1 is a front view of an X-ray marker showing my new design;  
FIG. 2 is a top view thereof;  
FIG. 3 is a right side view thereof, the left side being identical;  
FIG. 4 is a bottom view thereof;  
FIG. 5 is a rear view thereof; and,  
FIG. 6 is a perspective view thereof.

A characteristic feature of the invention is the application of a colored epoxy glitter within the recessed front surface of the device.

The broken line showing of the letters in FIGS. 1 and 6 represents environmental subject matter and forms no part of the design.

**1 Claim, 2 Drawing Sheets**

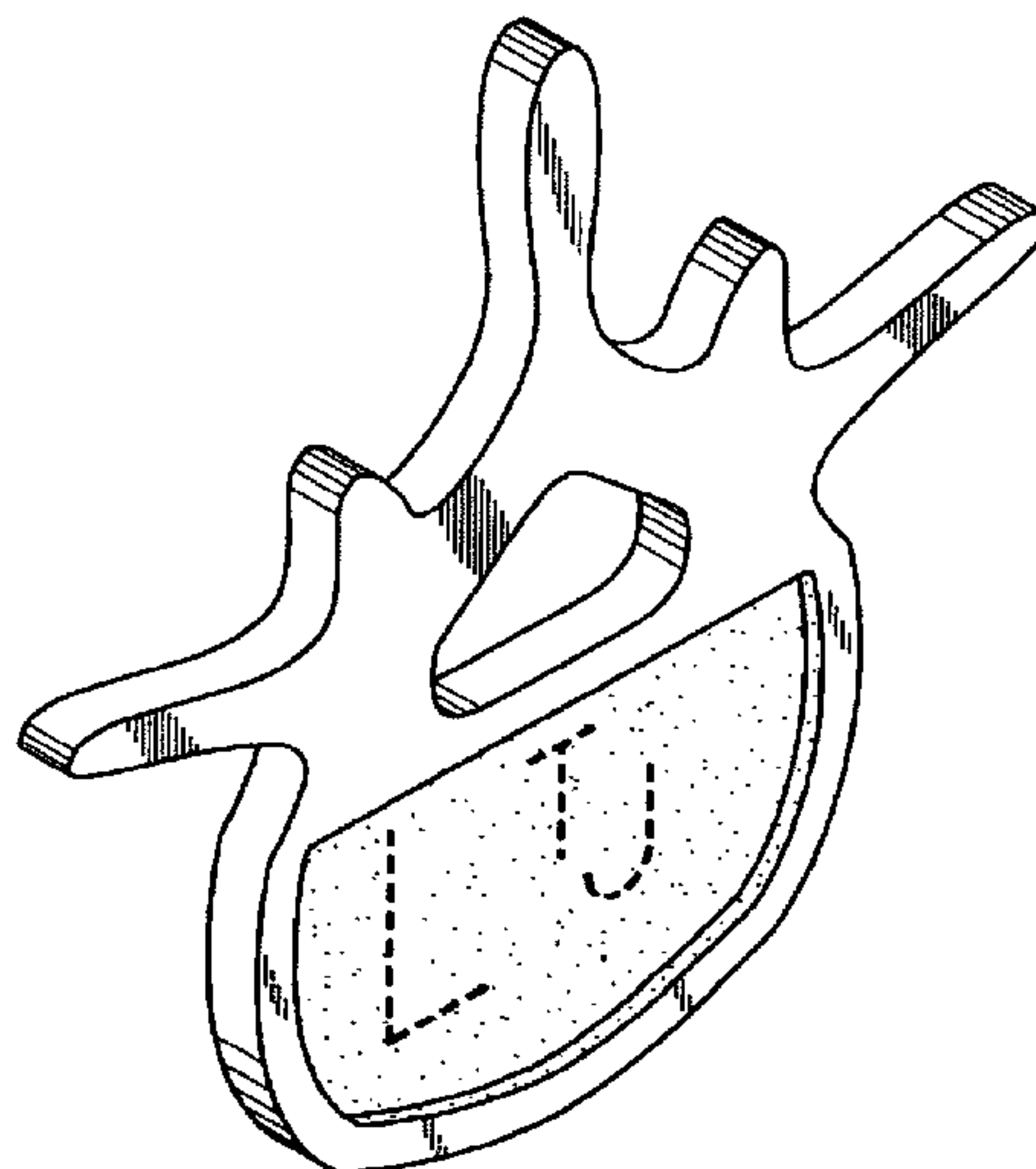


FIG. 1

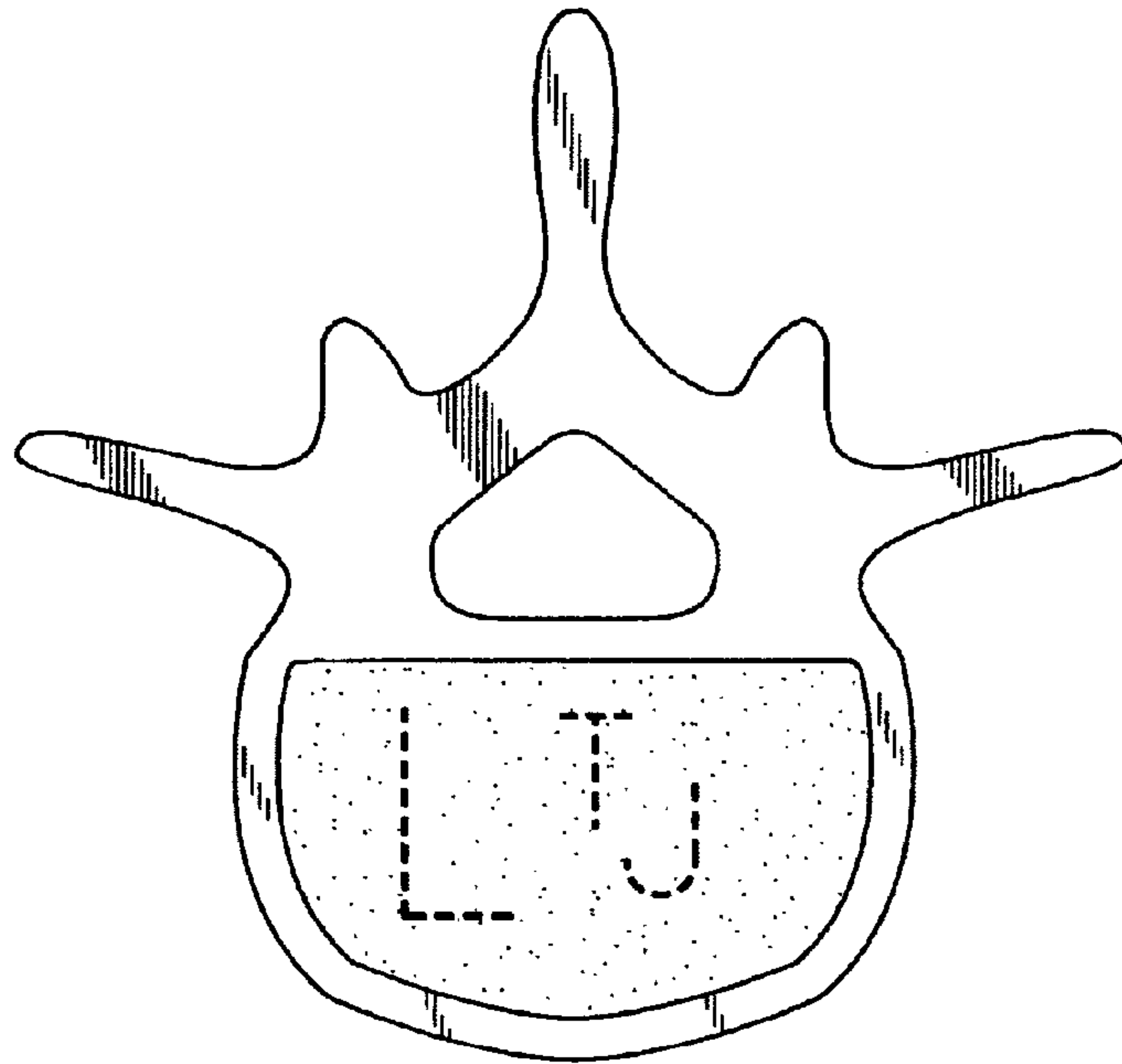


FIG. 2



FIG. 4



FIG. 3



FIG. 5

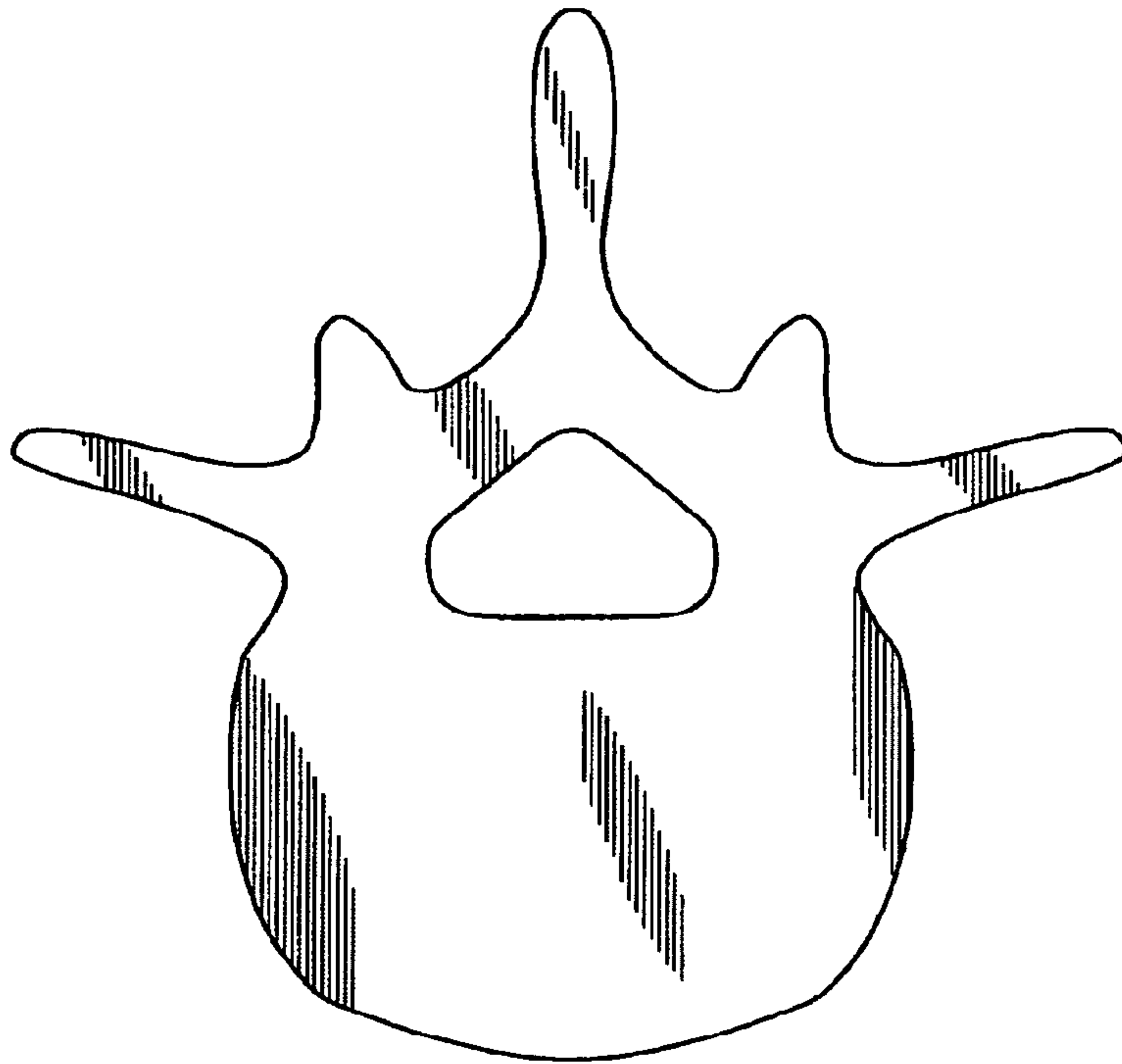


FIG. 6

