



US00D639937S

(12) **United States Design Patent**
Gray et al.

(10) **Patent No.:** **US D639,937 S**
(45) **Date of Patent:** **** Jun. 14, 2011**

- (54) **ADJUSTABLE LINE CLIP HOLDER**
 - (75) Inventors: **Deborah B. Gray**, Deland, FL (US);
William L. Alexander, Baton Rouge, LA (US)
 - (73) Assignee: **Deborah B. Gray**, Deland, FL (US)
 - (**) Term: **14 Years**
 - (21) Appl. No.: **29/381,756**
 - (22) Filed: **Dec. 22, 2010**
 - (51) **LOC (9) Cl.** **24-02**
 - (52) **U.S. Cl.** **D24/128**
 - (58) **Field of Classification Search** D24/128,
D24/129; D8/373, 382, 354; 248/214, 310;
108/46
- See application file for complete search history.

6,394,088	B1	5/2002	Frye	
6,526,635	B2	3/2003	Nasu	
6,763,832	B1	7/2004	Kirsch	
6,804,866	B2	10/2004	Lemke	
D550,347	S *	9/2007	Norton	D24/106
D586,258	S *	2/2009	Guney et al.	D11/216
D588,498	S *	3/2009	Davidson	D11/216
2007/0056590	A1	3/2007	Wolfson	
2008/0042000	A1	2/2008	Horton	

* cited by examiner

Primary Examiner — T. Chase Nelson
Assistant Examiner — Eric L Goodman
(74) *Attorney, Agent, or Firm* — Brian S. Steinberger; Law Offices of Brian S. Steinberger, P.A.

(57) **CLAIM**
The ornamental design for a adjustable line clip holder, as shown and described.

DESCRIPTION

FIG. 1 is a right front perspective view of the adjustable line clip holder.

FIG. 2 is a left front perspective view of the adjustable line clip holder of FIG. 1.

FIG. 3 is a right rear perspective view of the adjustable line clip holder of FIG. 1.

FIG. 4 is a left rear perspective view of the adjustable line clip holder of FIG. 1.

FIG. 5 is a front side view of the adjustable line clip holder of FIG. 1.

FIG. 6 is a rear side view of the adjustable line clip holder of FIG. 1.

FIG. 7 is a right side view of the adjustable line clip holder of FIG. 1.

FIG. 8 is a left side view of the adjustable line clip holder of FIG. 1.

FIG. 9 is a top side view of the adjustable line clip holder of FIG. 1; and,

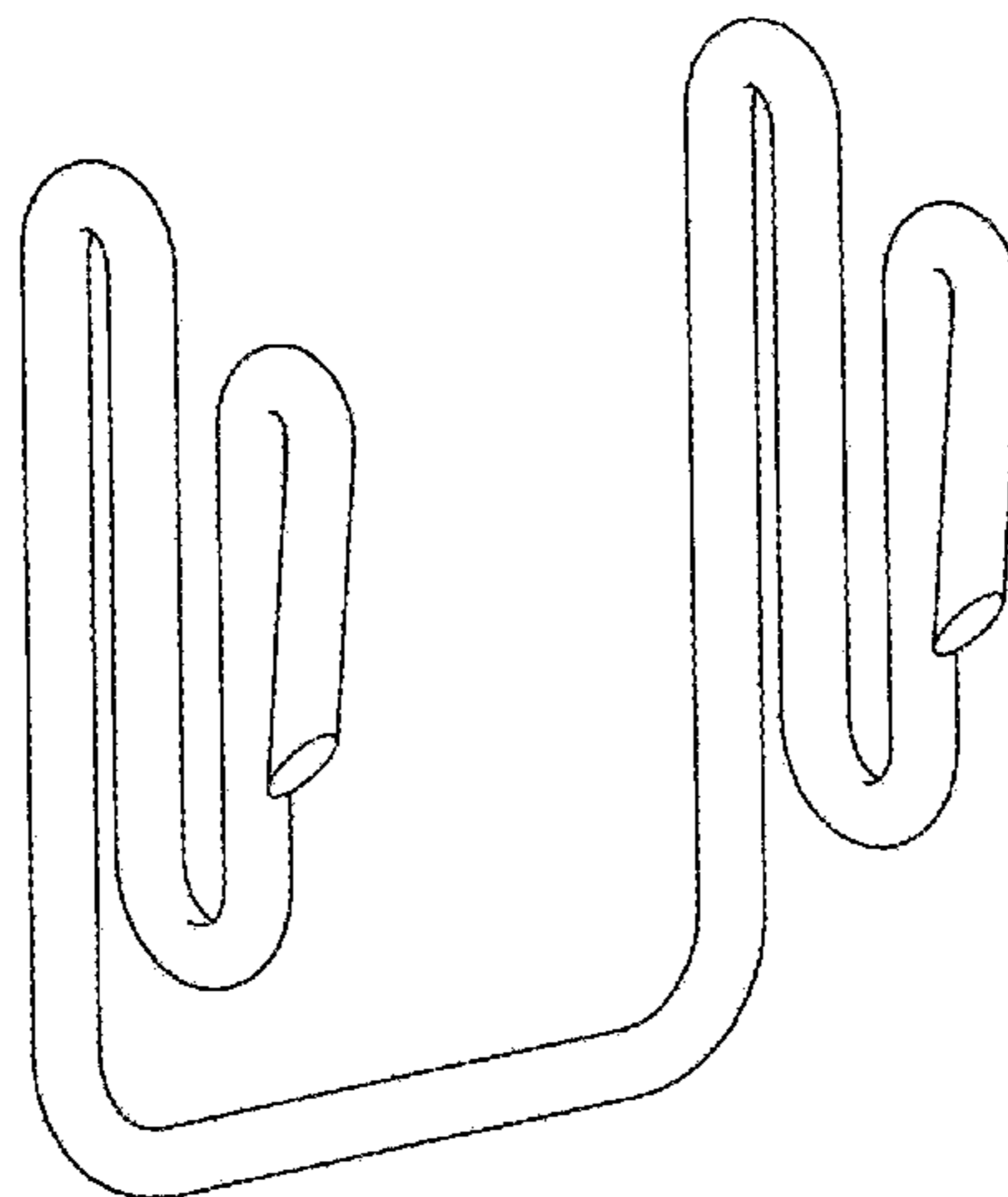
FIG. 10 is a bottom side view of the adjustable line clip holder of FIG. 1.

1 Claim, 7 Drawing Sheets

(56) **References Cited**

U.S. PATENT DOCUMENTS

D32,957	S *	7/1900	Lewis	D8/382
D34,938	S *	8/1901	Henderson	D8/395
754,285	A *	3/1904	Dick	248/302
1,791,696	A *	2/1931	Alexander	4/609
3,747,166	A	7/1973	Eross	
3,883,981	A	5/1975	Bohn	
D252,256	S *	7/1979	Kline	D8/395
D258,138	S *	2/1981	Wood	D8/370
D284,426	S *	7/1986	Morris	D6/317
4,742,824	A	5/1988	Payton	
D300,804	S *	4/1989	Myers	D8/373
4,820,274	A	4/1989	Choksi	
4,836,200	A	6/1989	Clark	
4,875,718	A	10/1989	Marken	
4,915,104	A	4/1990	Marcy	
D311,609	S	10/1990	Stoneburner	
4,979,714	A *	12/1990	Russell et al.	248/303
5,188,609	A	2/1993	Bayless	
5,222,486	A	6/1993	Vaughn	
5,284,134	A	2/1994	Vaughn	
5,308,337	A	5/1994	Bingisser	
5,438,979	A	8/1995	Johnson	
5,507,460	A	4/1996	Schneider	
5,944,696	A	8/1999	Bayless	



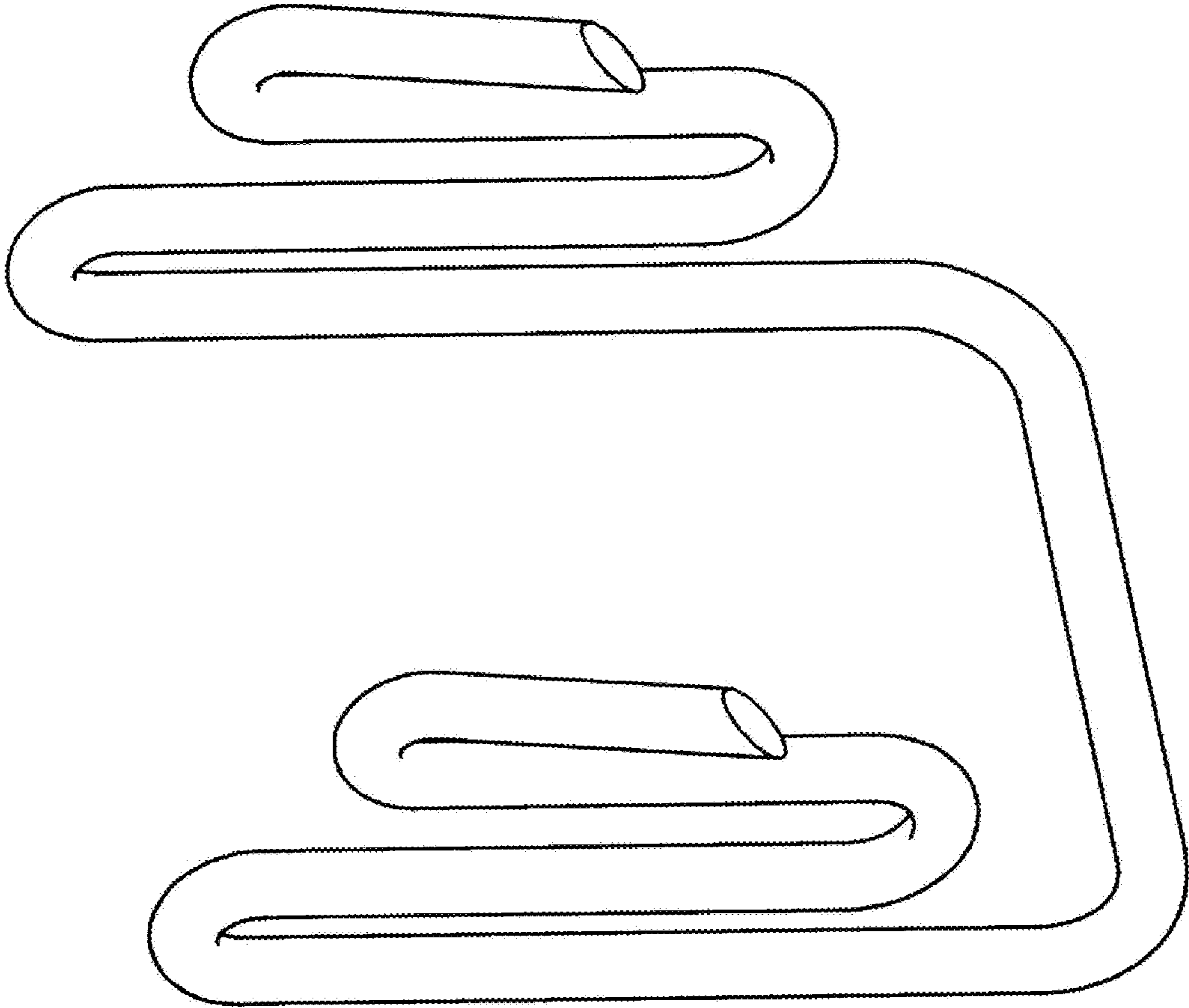


FIG. 1




FIG. 2

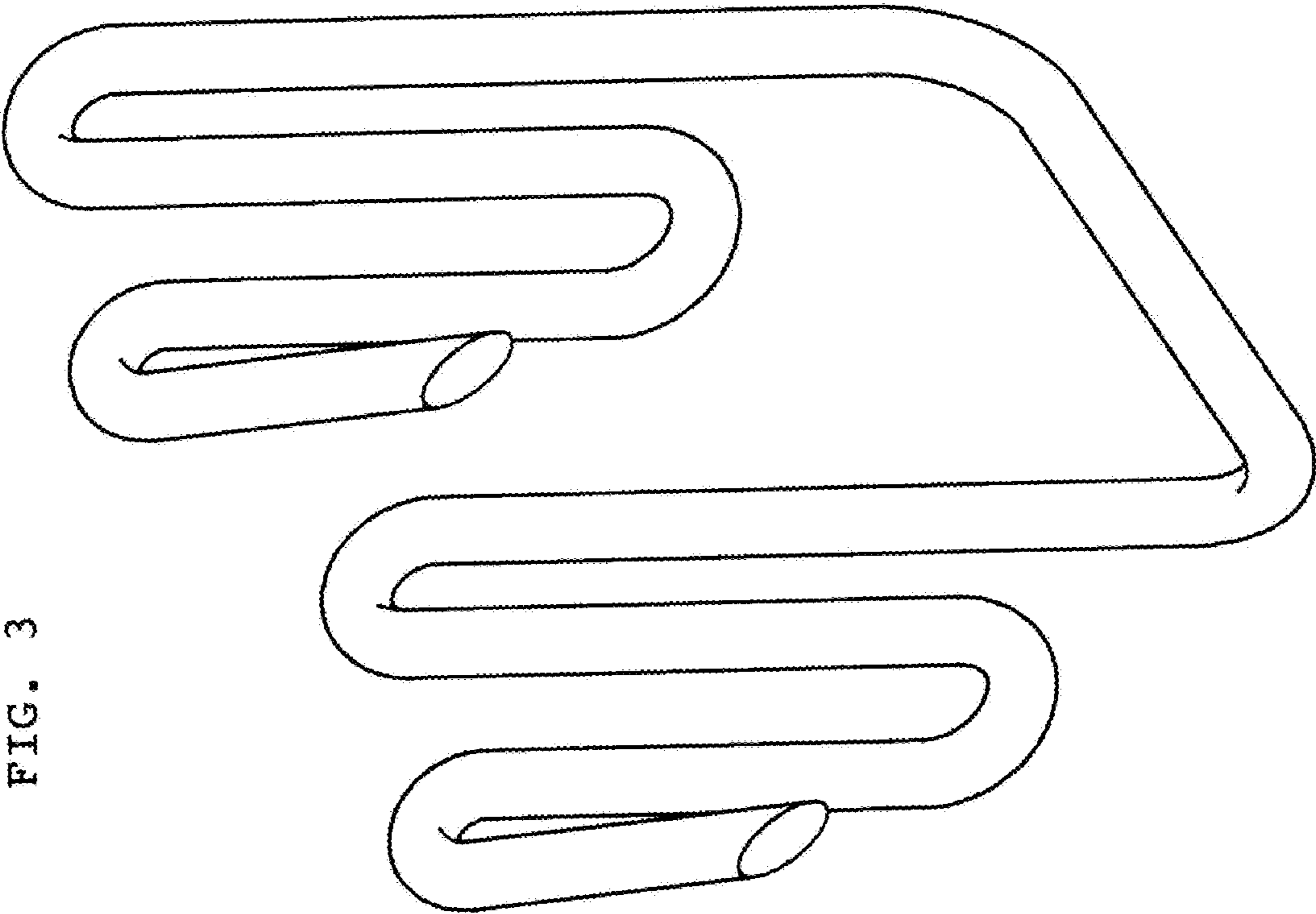


FIG. 3

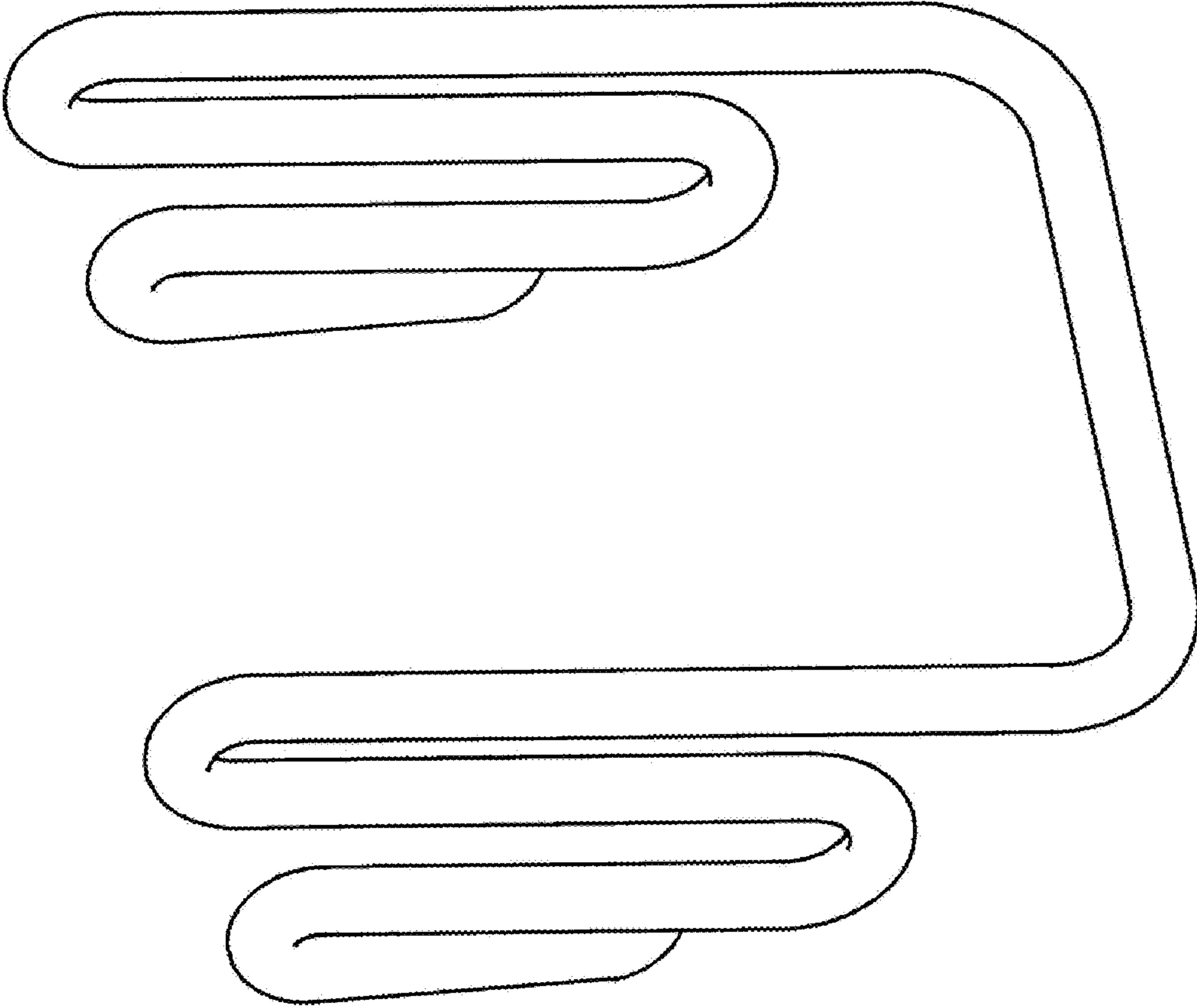


FIG. 4

FIG. 6




FIG. 5




FIG. 8

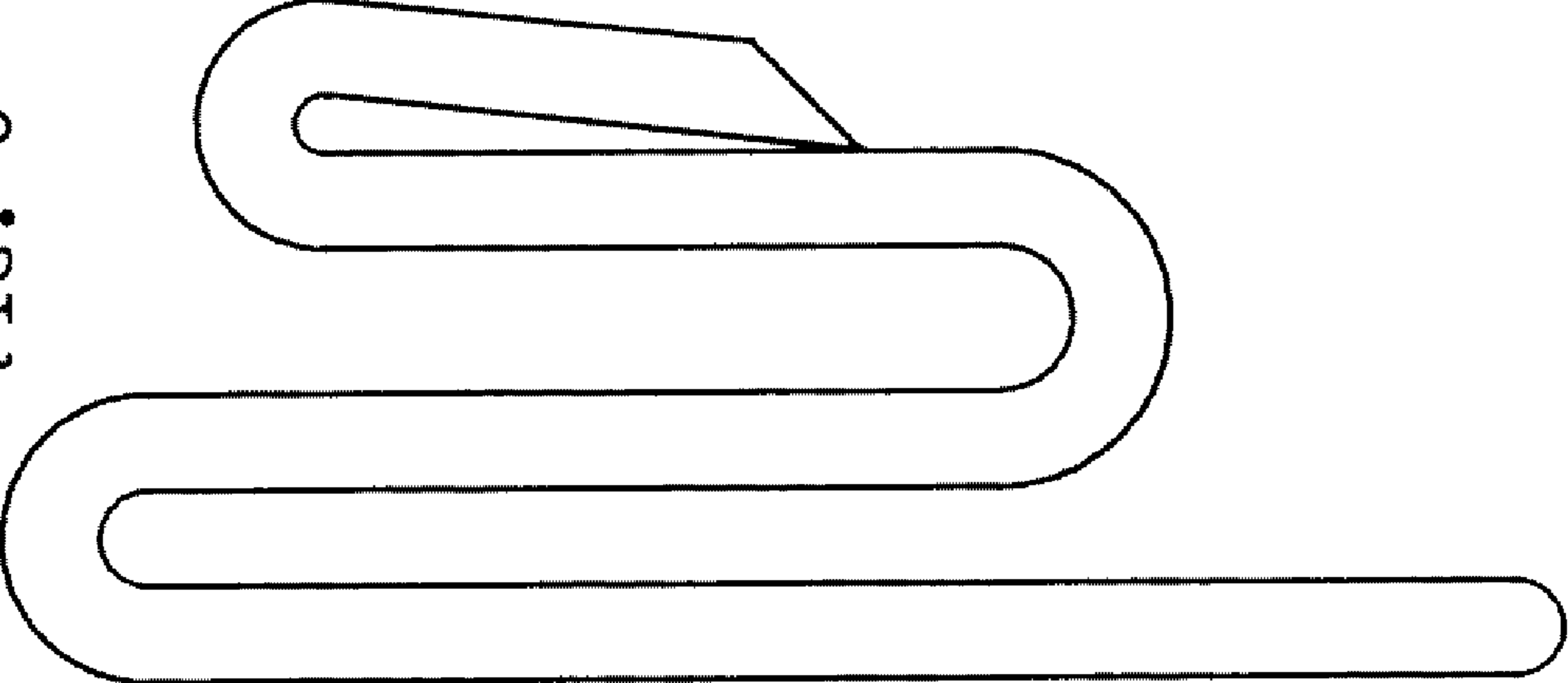


FIG. 7

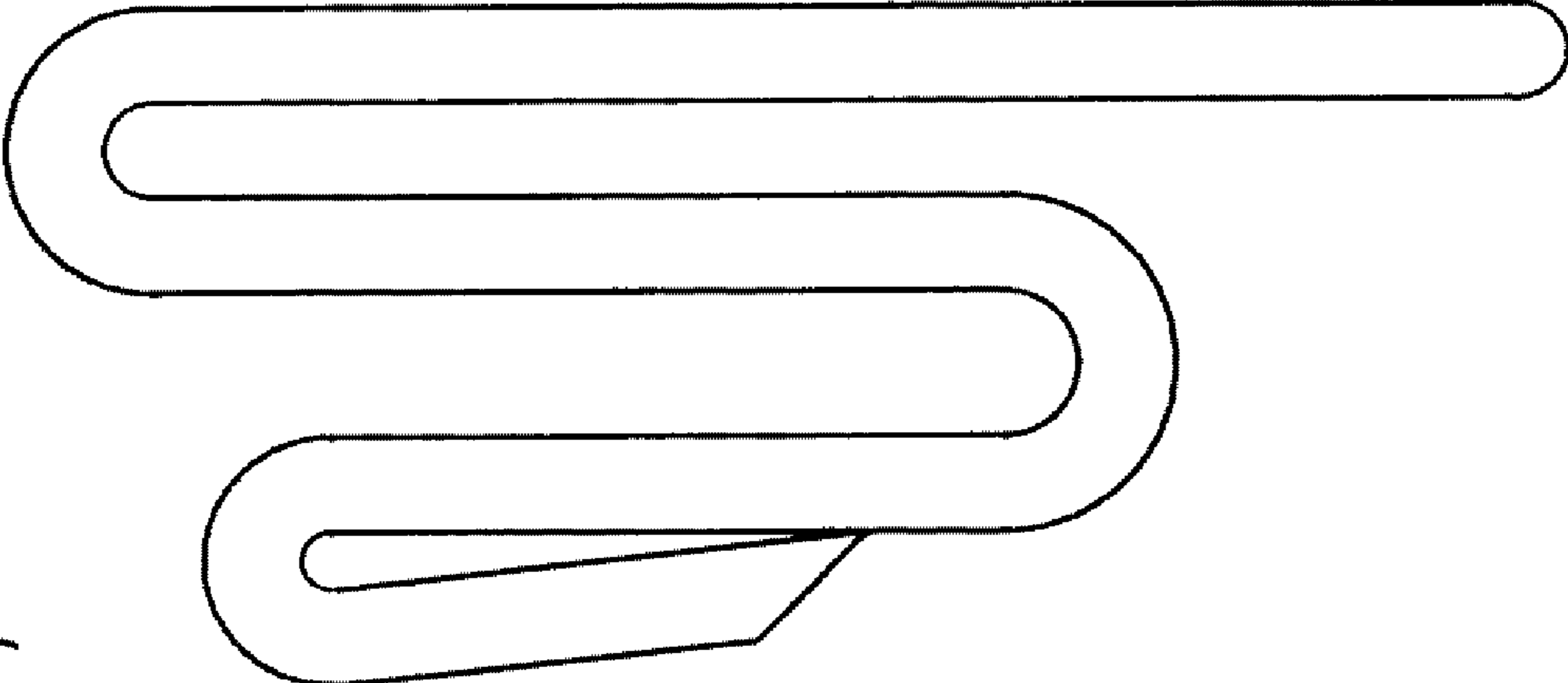


FIG. 10




FIG. 9

