



US00D639928S

(12) **United States Design Patent**  
**Malone**

(10) **Patent No.:** **US D639,928 S**  
(45) **Date of Patent:** **\*\* Jun. 14, 2011**

(54) **FIRE STARTER**

(75) Inventor: **Shamus Malone**, Jenkinstown (IE)

(73) Assignee: **Inferneco Ltd.**, Wicklow (IE)

(\*\*) Term: **14 Years**

(21) Appl. No.: **29/361,240**

(22) Filed: **May 7, 2010**

(30) **Foreign Application Priority Data**

Nov. 10, 2009 (EM) ..... 001634353-0001

(51) **LOC (9) Cl.** ..... **23-03**

(52) **U.S. Cl.** ..... **D23/422**

(58) **Field of Classification Search** ..... D23/403-410,  
D23/415-422, 499, 342-350; D7/402, 407,  
D7/408, 416, 417; 40/798; 44/520, 530;  
52/36.3; 126/25 B, 298, 500, 512, 540, 543,  
126/544, 548, 555; 160/DIG. 9; 431/263,  
431/273, 329

See application file for complete search history.

(56) **References Cited**

**U.S. PATENT DOCUMENTS**

RE6,472 E \* 6/1875 Philbrick ..... 44/530  
257,985 A \* 5/1882 Siffken ..... 44/563  
D73,762 S \* 11/1927 Sharp ..... D23/419  
2,933,378 A \* 4/1960 Mustin et al. .... 44/534  
3,028,228 A \* 4/1962 Chaplin ..... 44/519

D258,386 S \* 2/1981 Juett ..... D23/422  
4,351,313 A \* 9/1982 Kern ..... 126/39 J  
D275,366 S \* 9/1984 Maxwell ..... D9/759  
D283,588 S \* 4/1986 Stuckey ..... D7/332  
D309,234 S \* 7/1990 Howell ..... D7/409  
D367,401 S \* 2/1996 Orthwein ..... D7/416  
D385,459 S \* 10/1997 Rimback ..... D7/408  
7,470,484 B2 \* 12/2008 Drake et al. .... 429/411

**FOREIGN PATENT DOCUMENTS**

DE 3523786 A1 \* 3/1986  
GB 2150594 A \* 7/1985  
GB 2261675 A \* 5/1993

\* cited by examiner

*Primary Examiner* — Karen Acker

(74) *Attorney, Agent, or Firm* — Summa, Additon & Ashe,  
P.A.

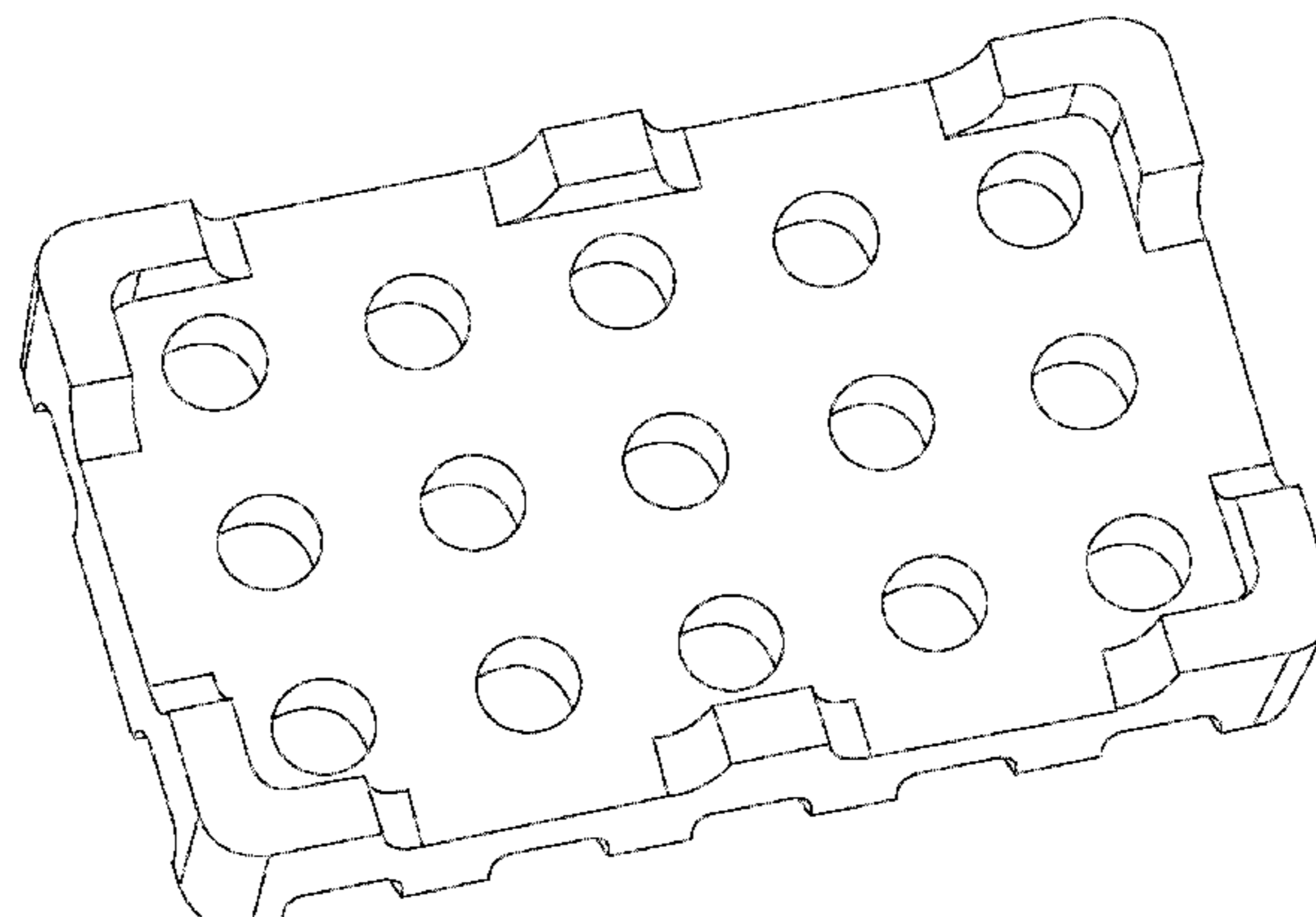
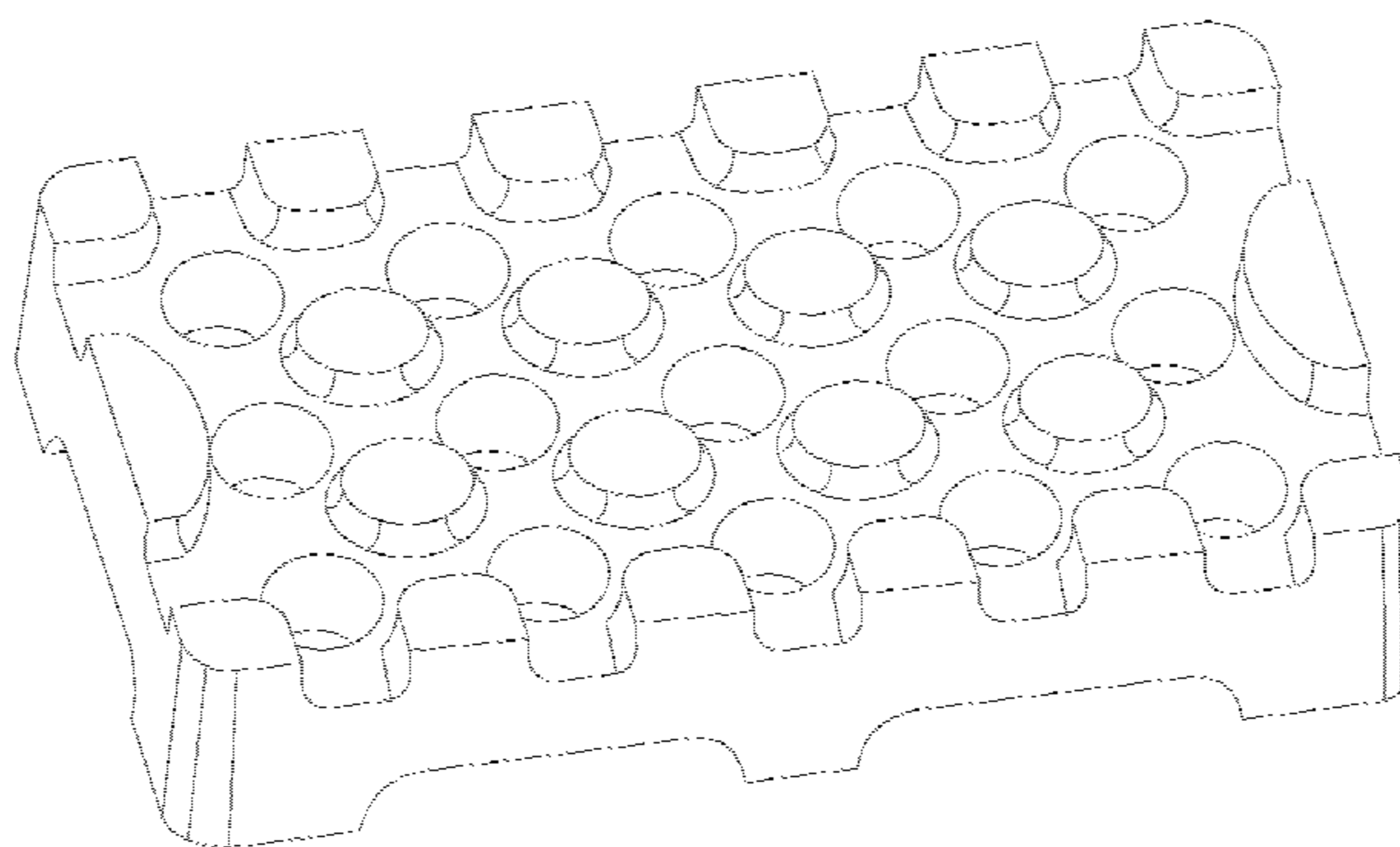
(57) **CLAIM**

The ornamental design for a fire starter, as shown and described.

**DESCRIPTION**

FIG. 1 is a top perspective view of the fire starter.  
FIG. 2 is a bottom perspective view of the fire starter.  
FIG. 3 is a bottom plan view of the fire starter.  
FIG. 4 is a top plan view of the fire starter.  
FIG. 5 is a side elevation view of the fire starter; and,  
FIG. 6 is a second side elevation view of the fire starter.

**1 Claim, 6 Drawing Sheets**



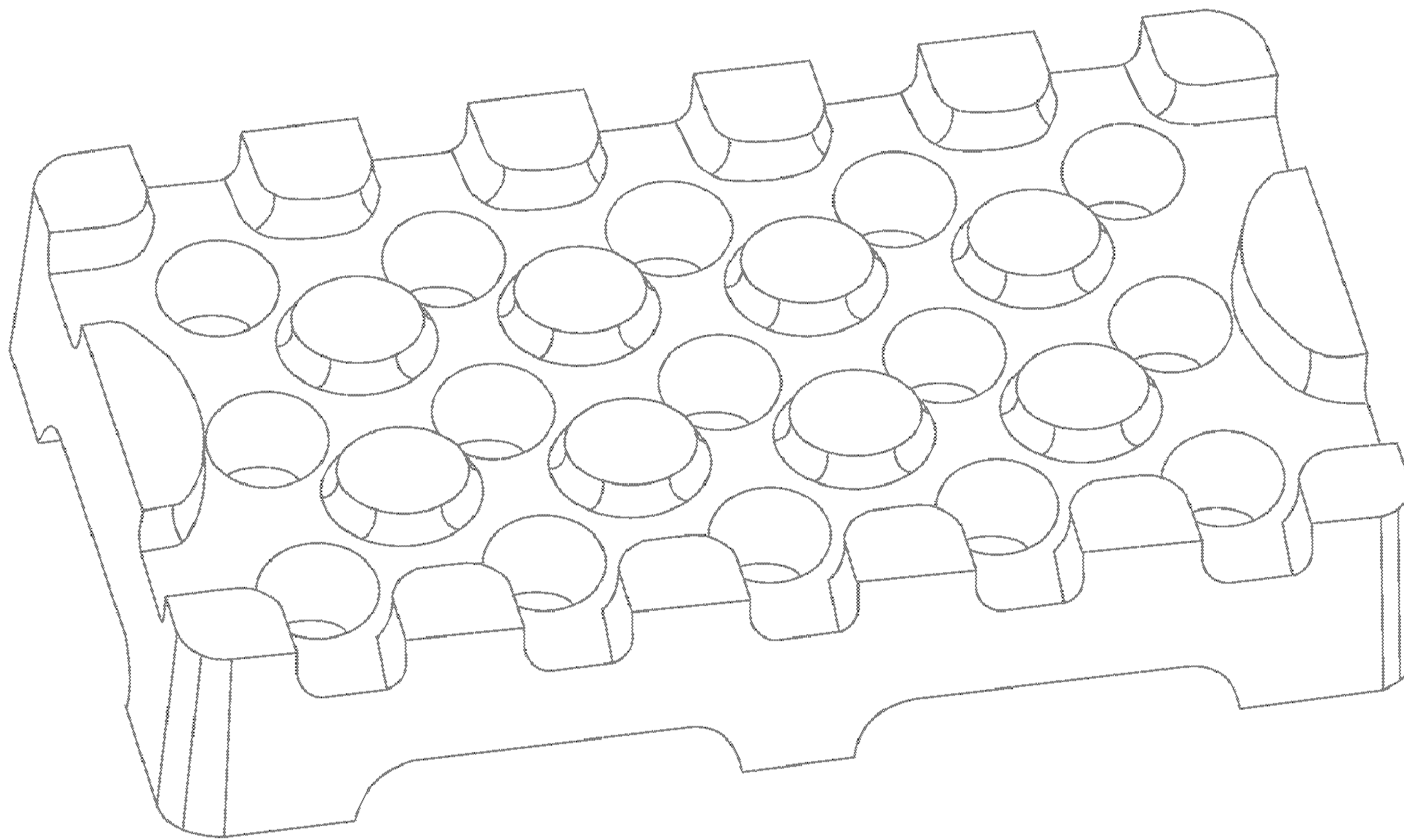


Figure 1

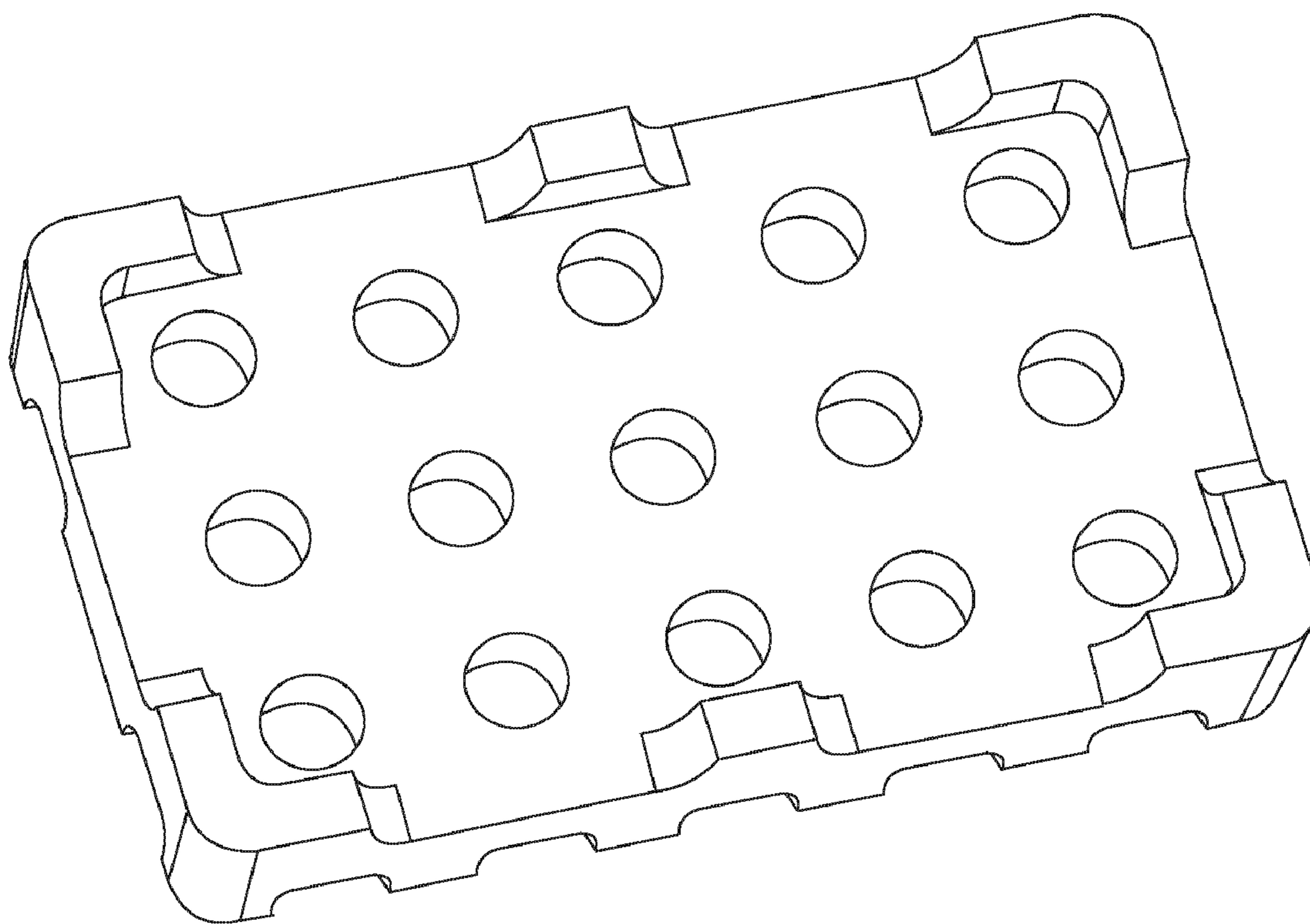


Figure 2

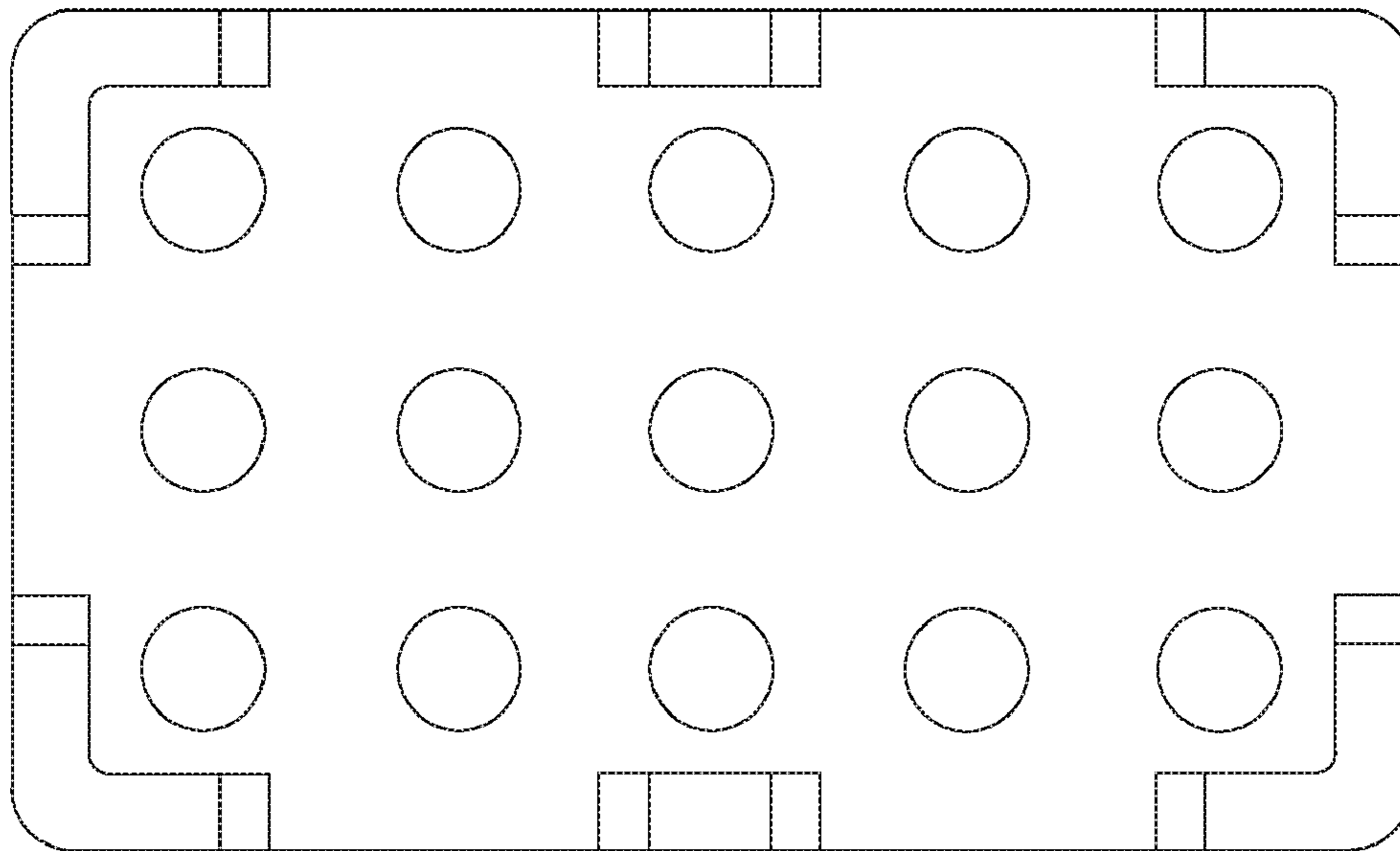


Figure 3




Figure 4




Figure 5

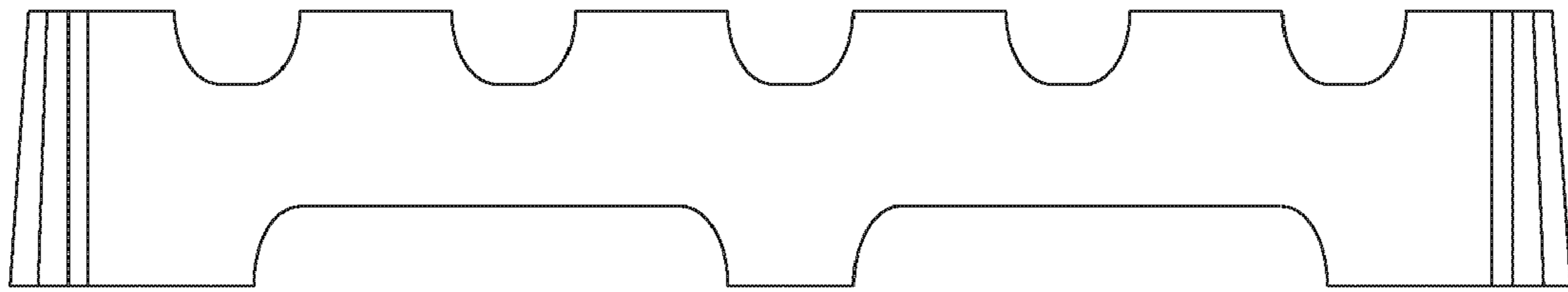


Figure 6