



US00D639922S

(12) **United States Design Patent**  
**Howlett et al.**

(10) **Patent No.:** **US D639,922 B**

(45) **Date of Patent:** **\*\* \*Jun. 14, 2011**

(54) **DEVICE FOR MITIGATING SHOE ODOR**

(75) Inventors: **Harold A. Howlett**, Horn Lake, MS  
(US); **Gerald R. Dever**, Cordova, TN  
(US); **Philip C. Yang**, Memphis, TN  
(US)

(73) Assignee: **Schering-Plough Healthcare Products, Inc.**, Memphis, TN (US)

(\*) Notice: This patent is subject to a terminal disclaimer.

(\*\*) Term: **14 Years**

(21) Appl. No.: **29/263,571**

(22) Filed: **Jul. 26, 2006**

(51) **LOC (9) Cl.** ..... **23-99**

(52) **U.S. Cl.** ..... **D23/366**

(58) **Field of Classification Search** ..... 392/341,  
392/342, 386, 390, 392-394, 401-406; D28/5,  
D28/6; 239/34-35, 53-60, 135-136, 326-327,  
239/338; D23/355-369; 261/DIG. 17, DIG. 42,  
261/DIG. 65, DIG. 88, DIG. 89  
See application file for complete search history.

(56) **References Cited**

**U.S. PATENT DOCUMENTS**

1,228,775	A	6/1917	Hill	
1,318,939	A	10/1919	Willert	
1,547,142	A	7/1925	Bausch	
1,601,258	A	9/1926	Pajer	
2,025,657	A	12/1935	Ganz	
2,072,432	A	3/1937	Solomon	
2,086,631	A	7/1937	Munro	
2,383,960	A	9/1945	Dupuy	
2,500,896	A	3/1950	Drake	
2,620,228	A	12/1952	Howard et al.	
2,642,310	A	6/1953	Meek et al.	
2,765,194	A	10/1956	Will	
2,780,029	A	2/1957	Anthony	
3,229,867	A	1/1966	Sunao et al.	
D221,657	S *	8/1971	Katzman et al.	..... D23/362

3,633,538	A	1/1972	Hoeflin	
D242,461	S *	11/1976	Davies	..... D23/366
4,096,975	A	6/1978	Furukawa	
4,096,994	A	6/1978	Bryson	
D255,047	S	5/1980	Muller et al.	
4,258,004	A	3/1981	Valenzona et al.	
4,301,949	A	11/1981	Palson et al.	
4,306,679	A	12/1981	Dusek et al.	
D292,311	S *	10/1987	Joyaux et al.	..... D23/366
4,815,659	A	3/1989	Turko et al.	
4,944,455	A	7/1990	Haust et al.	

(Continued)

*Primary Examiner* — Sandra Snapp

(74) *Attorney, Agent, or Firm* — Matthew J. Golden

(57) **CLAIM**

The ornamental design for a device for mitigating shoe odor, as shown and described.

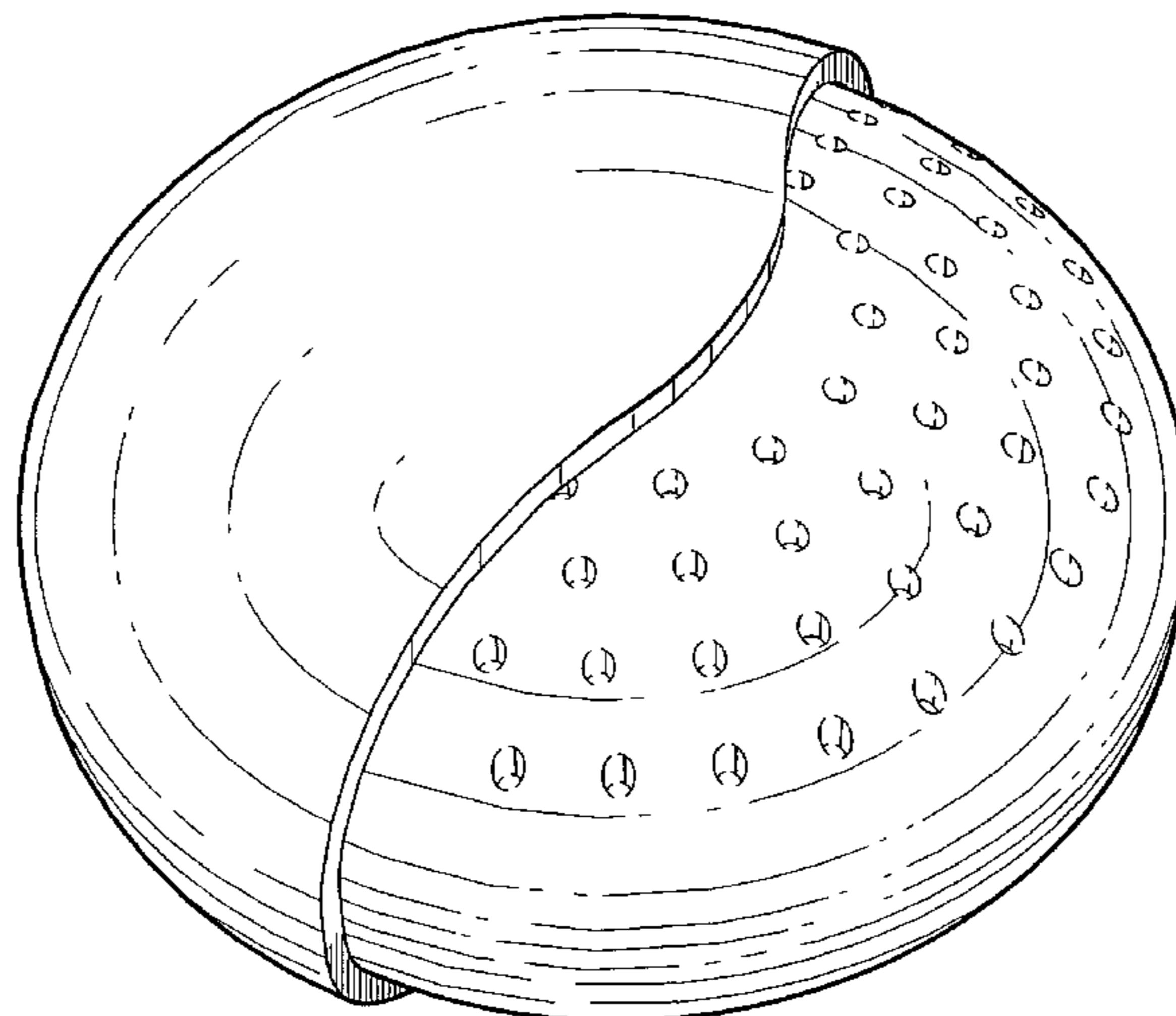
**DESCRIPTION**

A portion of the disclosure of this patent document contains material which may be protected by copyright. The copyright owner has no objection the facsimile reproduction by anyone of the patent document or the patent disclosure, as it appears in the Patent and Trademark Office patent file or records, but reserves all other copyright rights whatsoever.

FIG. 1 is a perspective view of a device for mitigating shoe odor showing our new design; FIG. 2 is a left side view thereof; FIG. 3 is a top view thereof; FIG. 4 is a right side view thereof; FIG. 5 is a bottom view thereof; FIG. 6 is a front view thereof; and, FIG. 7 is a rear view thereof.

The broken lines are included in the drawings only for illustration, and are not part of the design for which design patent protection is sought. The array of holes shown in broken lines in FIGS. 1, 2, 3, 4, and 6 are included in the drawings only for illustration, and are not part of the design for which design patent protection is sought.

**1 Claim, 7 Drawing Sheets**



# US D639,922 B

Page 2

## U.S. PATENT DOCUMENTS

4,995,556	A	2/1991	Arnold, III	6,880,765	B2	4/2005	Tuomikoski et al.	
5,265,749	A	11/1993	Zutler	D510,991	S *	10/2005	Harbutt et al. ....	D23/366
D345,788	S	4/1994	Green	D521,620	S *	5/2006	Tseng et al. ....	D23/364
D350,192	S	8/1994	Patel et al.	D522,118	S *	5/2006	Miro .....	D23/366
5,388,714	A	2/1995	Zutler	D536,081	S *	1/2007	Steinel .....	D23/366
D363,569	S *	10/1995	Lai .....	D565,715	S *	4/2008	Wu .....	D23/366
D399,945	S	10/1998	Bonomo et al.	D584,391	S *	1/2009	Howlett et al. ....	D23/366
5,876,678	A	3/1999	Harrell et al.	2003/0064009	A1	4/2003	Baaset	
6,237,538	B1	5/2001	Tsengas	2003/0066901	A1	4/2003	Tuttobene, Jr.	
6,244,518	B1	6/2001	Pogue	2003/0075613	A1	4/2003	Brown	
6,340,120	B1	1/2002	Seymour	2003/0080197	A1	5/2003	Tuomikoski et al.	
6,382,406	B1	5/2002	Corbasson	2005/0205685	A1	9/2005	Jones	

\* cited by examiner

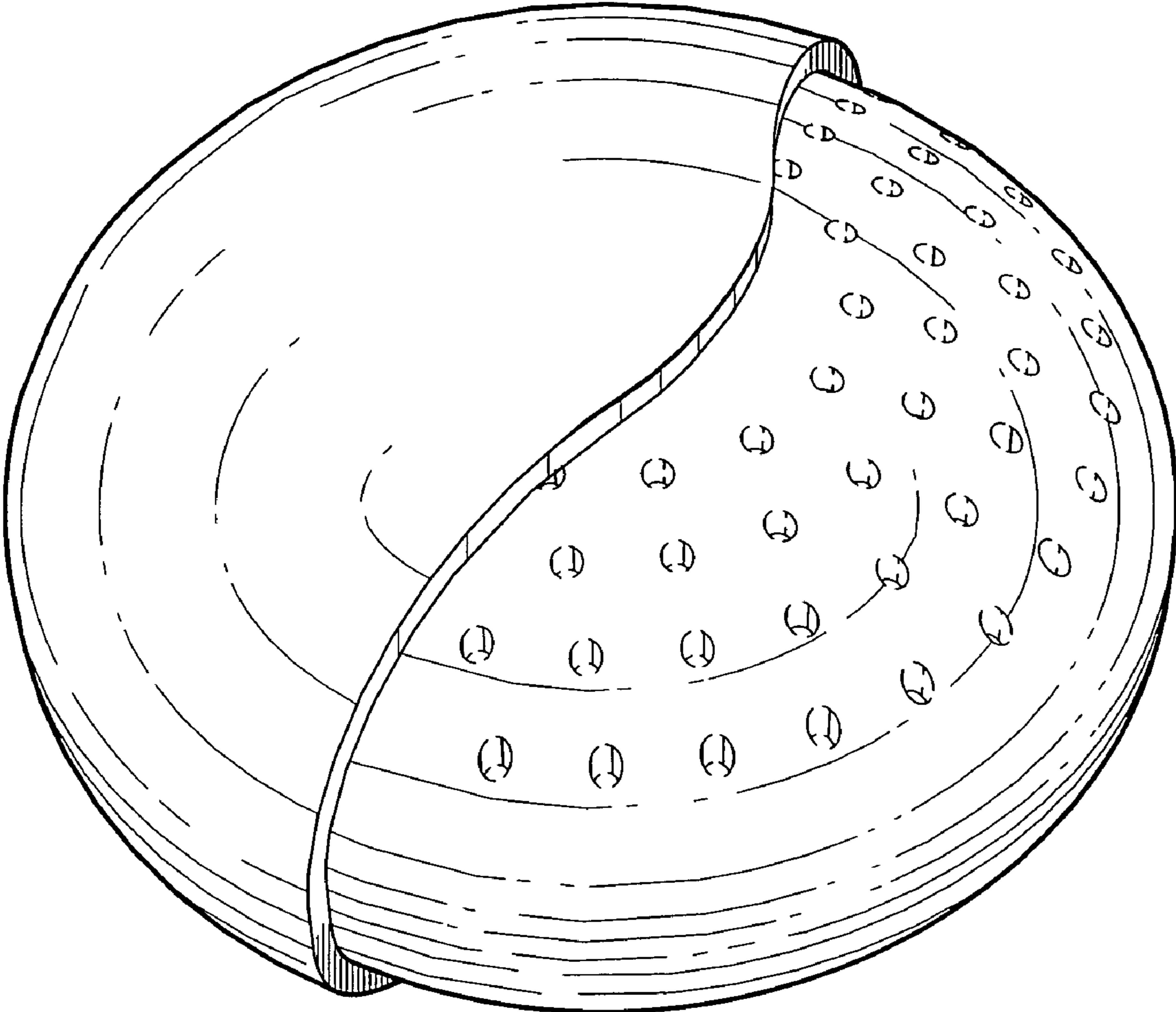


FIG. 1

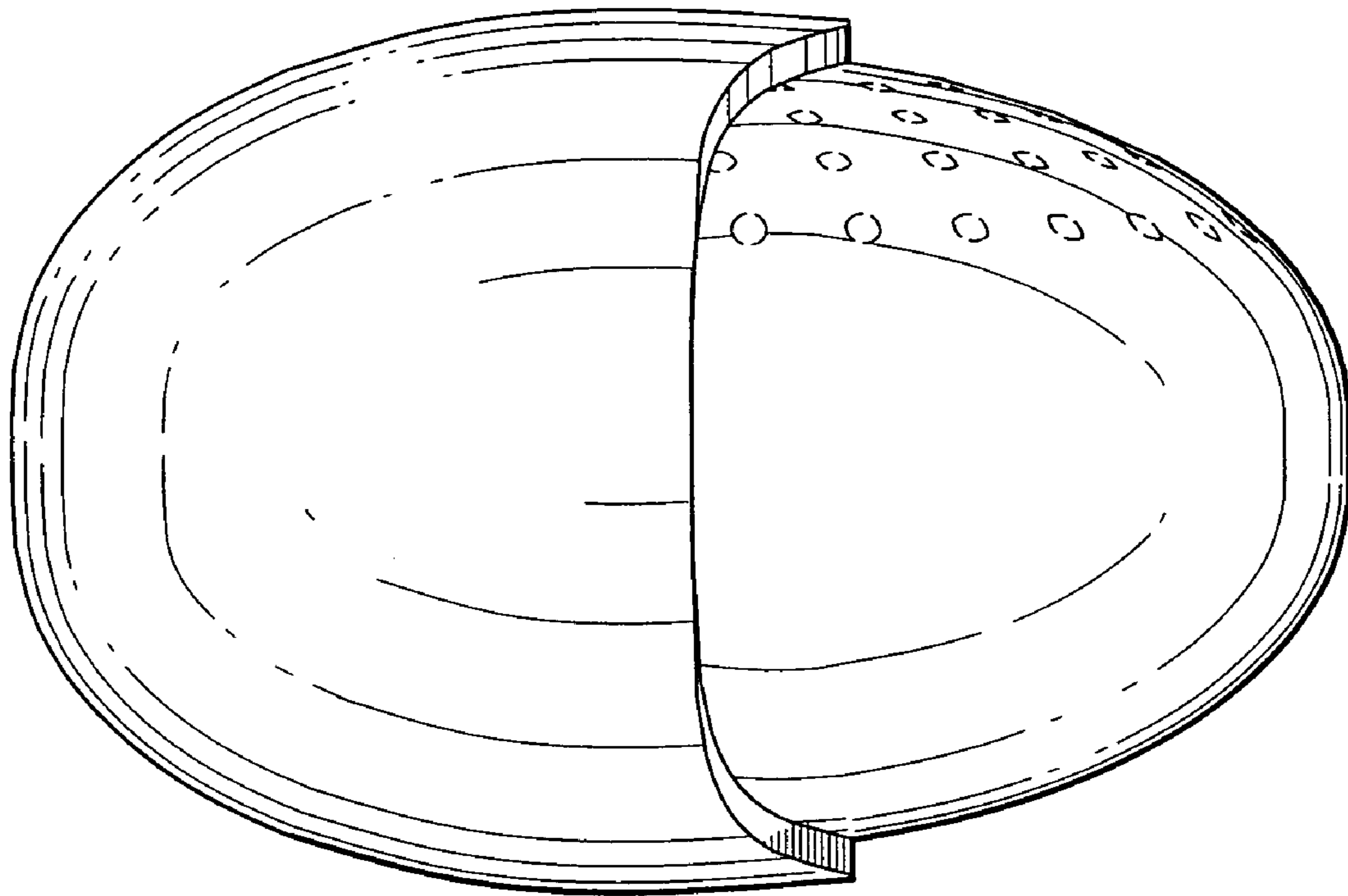


FIG. 2

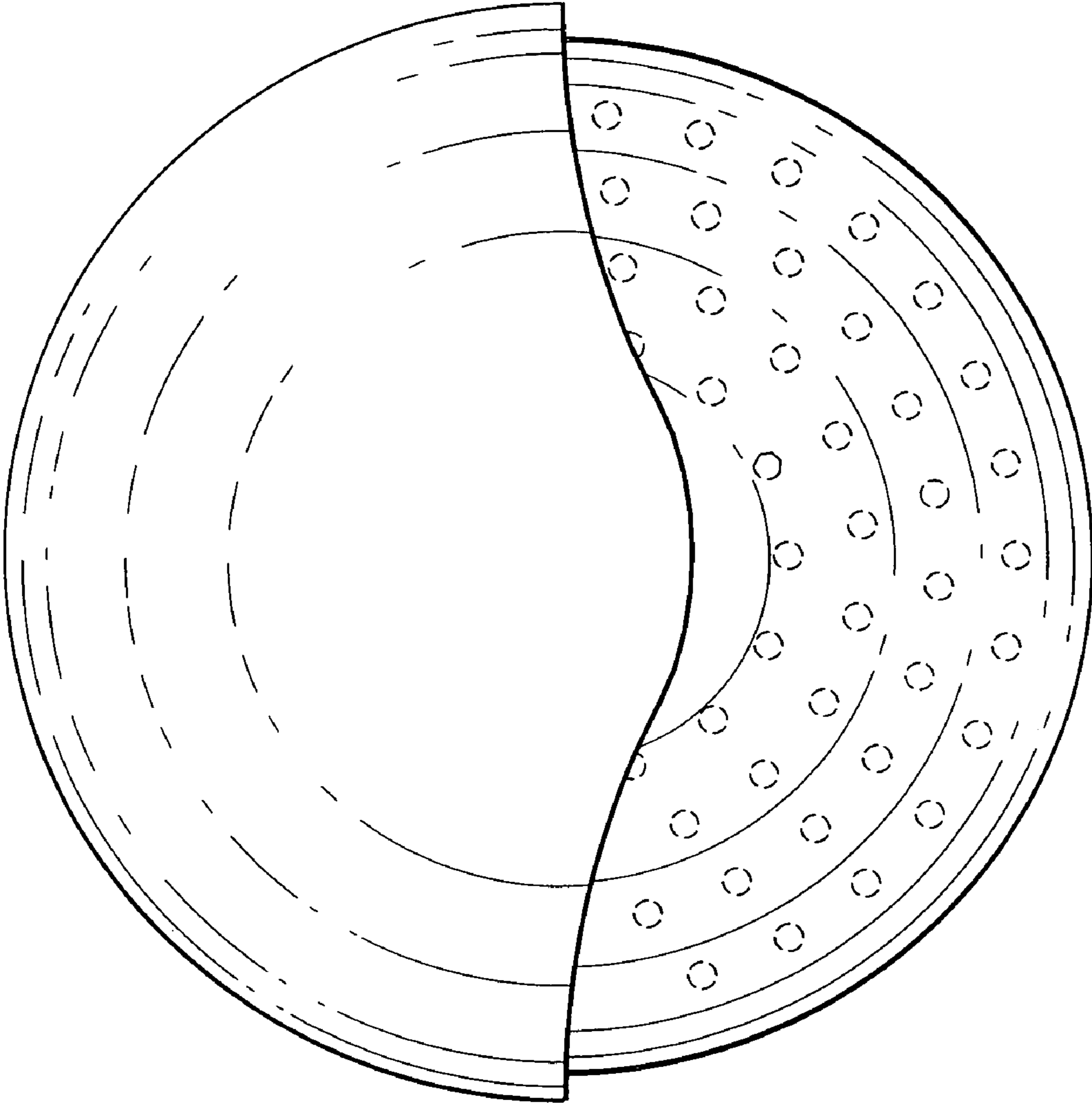


FIG. 3

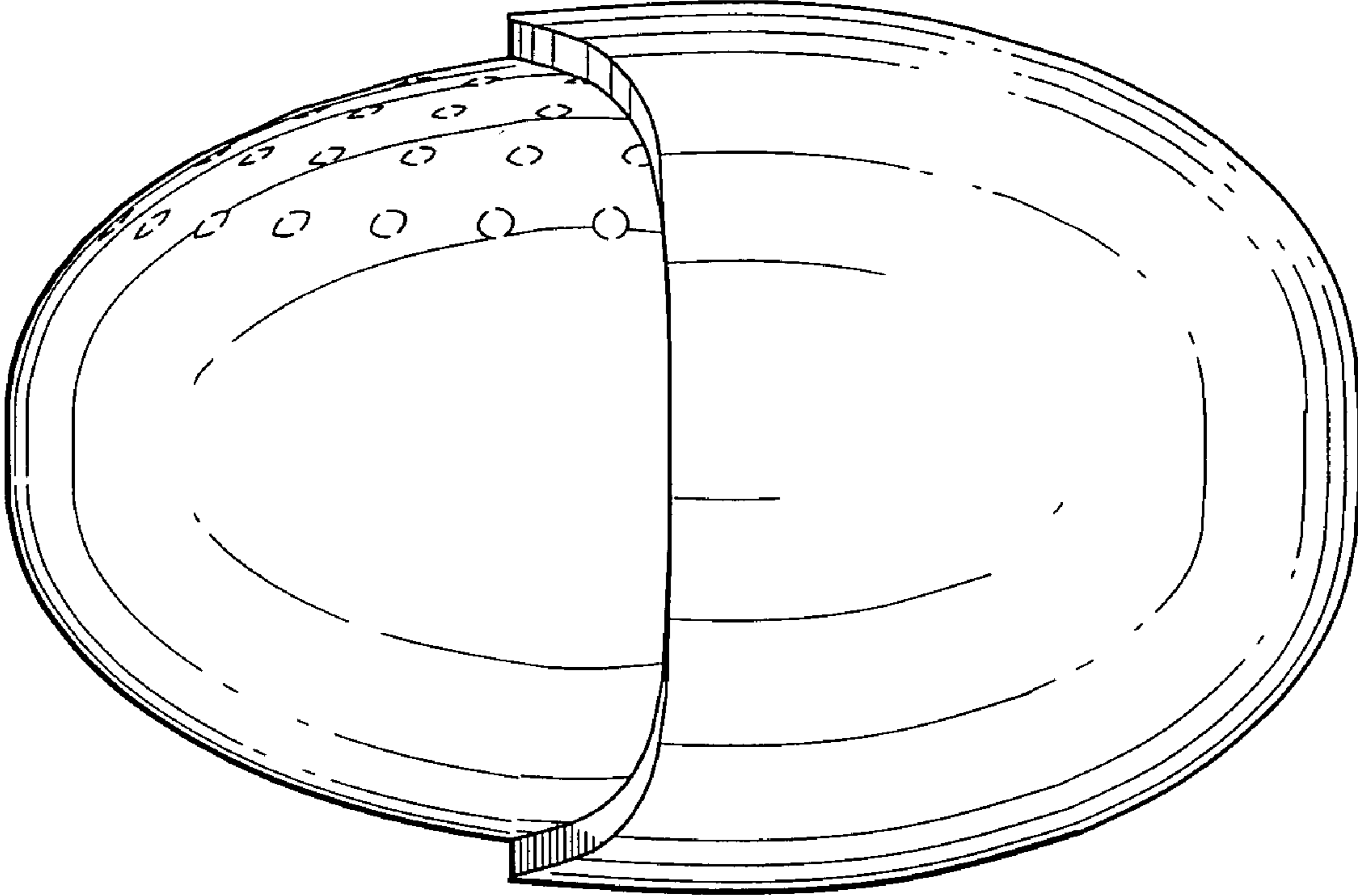


FIG.4

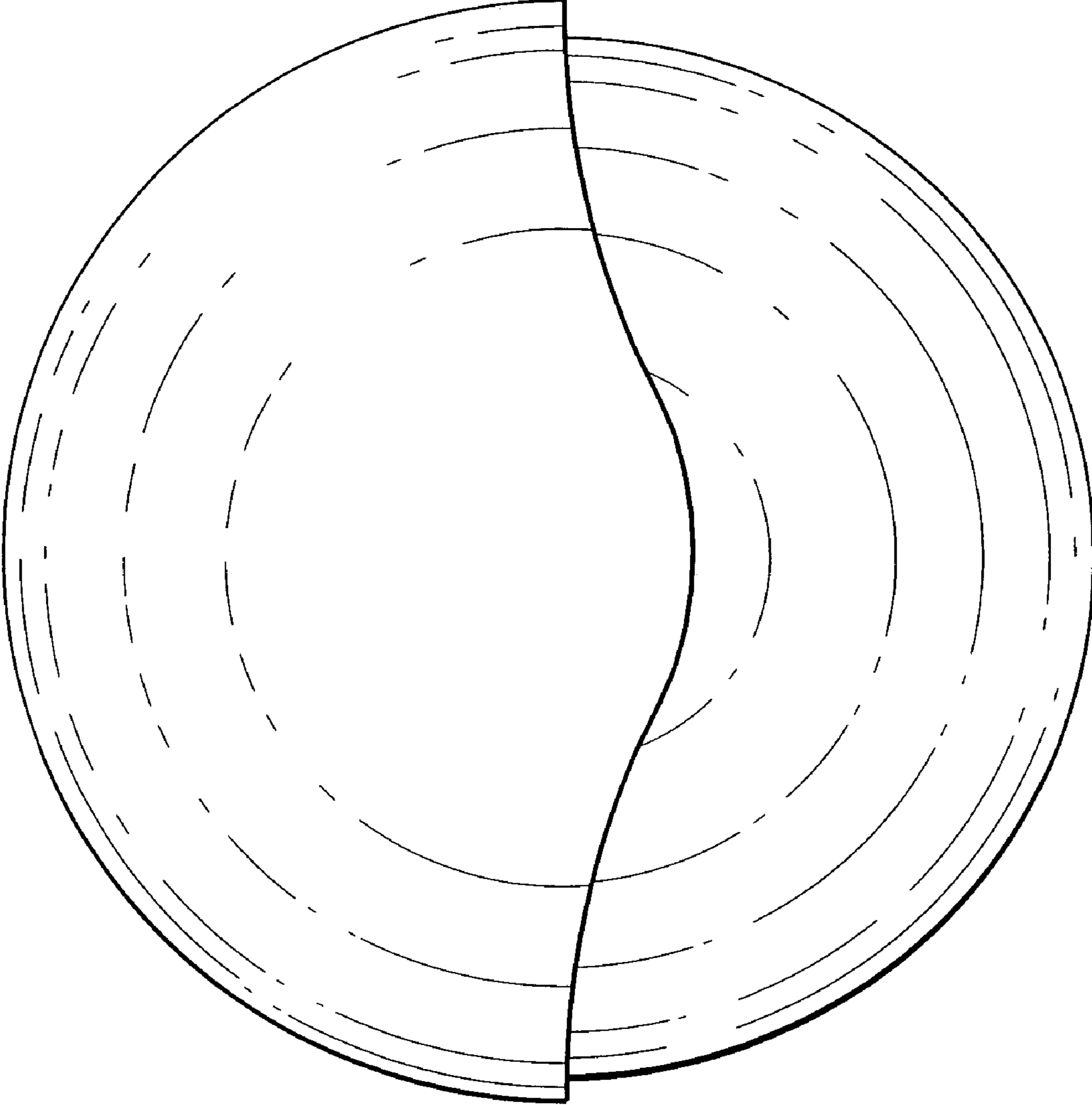


FIG. 5

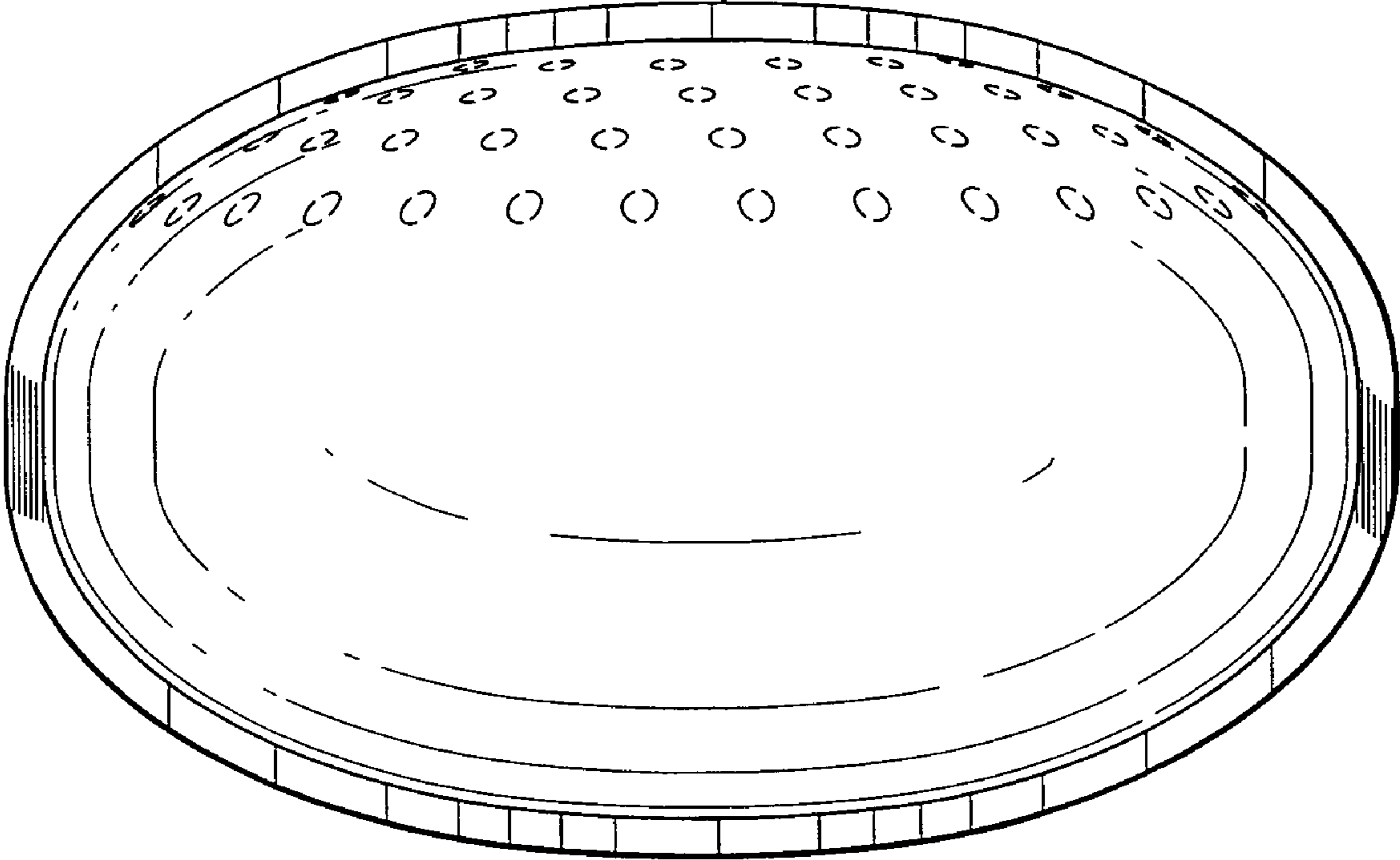


FIG.6



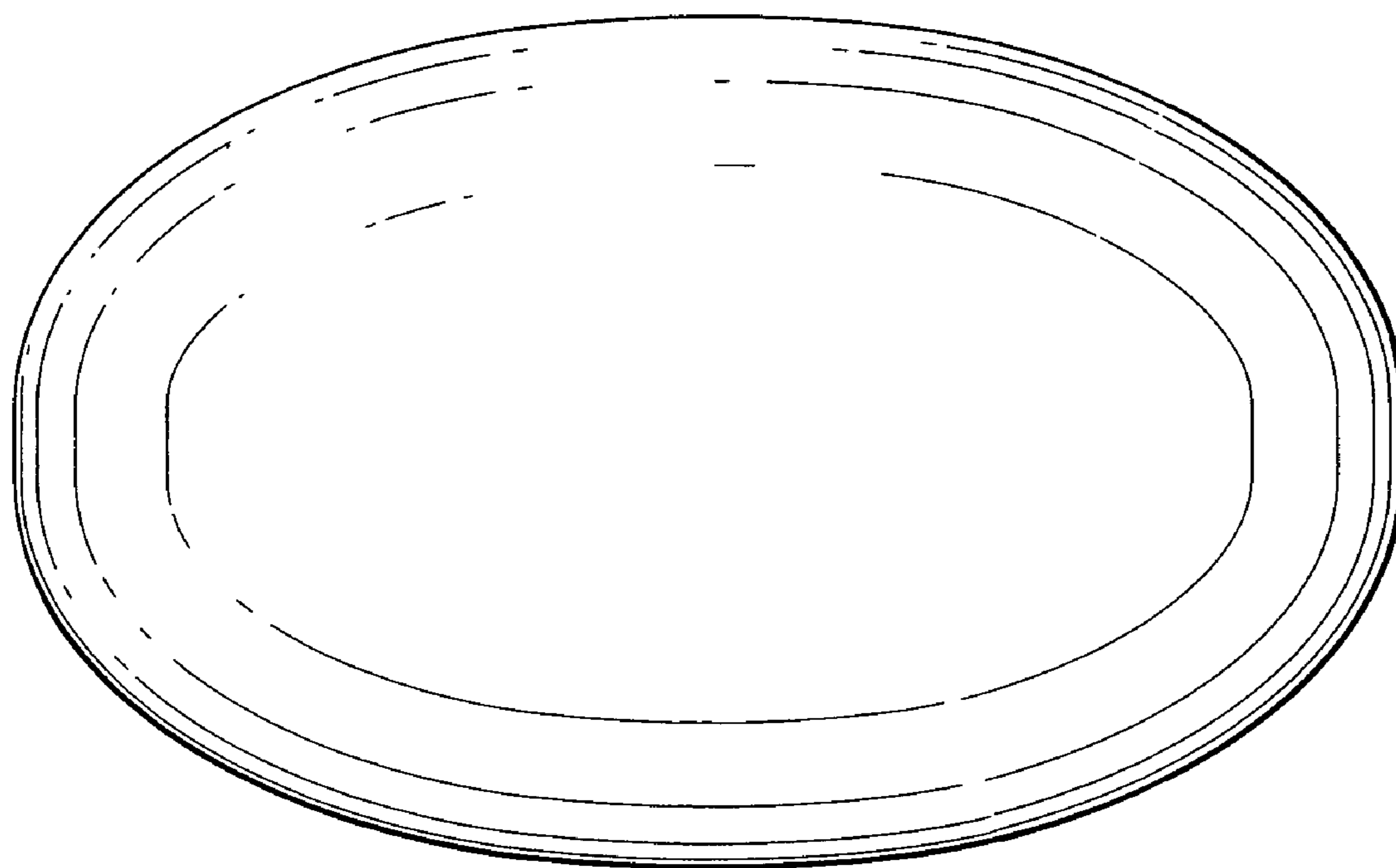


FIG. 7