



US00D639919S

(12) **United States Design Patent**
Yu

(10) **Patent No.:** **US D639,919 S**

(45) **Date of Patent:** **** Jun. 14, 2011**

(54) **ROUND FLAME HEATER**

(75) Inventor: **Zhenyan Yu**, Changzhou (CN)

(73) Assignee: **Hi-Seasons Products (Changzhou) CD., Ltd.**, Jiangsu Province (CN)

(**) Term: **14 Years**

(21) Appl. No.: **29/369,938**

(22) Filed: **Sep. 15, 2010**

(30) **Foreign Application Priority Data**

Mar. 15, 2010 (CN) 2010 3 0124005

(51) **LOC (9) Cl.** **23-03**

(52) **U.S. Cl.** **D23/314; D23/335; D23/378; D23/332**

(58) **Field of Classification Search** D23/317, D23/314, 332, 333, 334, 335, 337, 342, 351, D23/355, 378, 370, 381, 364, 336, 341; 416/244 R, 416/247 R, 53.1-53.3; 392/365, 367
See application file for complete search history.

(56) **References Cited**

U.S. PATENT DOCUMENTS

D267,970 S *	2/1983	Gronwick	D23/336
D271,132 S *	10/1983	Boldt et al.	D23/336
D287,617 S *	1/1987	Nakamura	D23/342
D315,598 S *	3/1991	Yamamoto et al.	D23/378
D322,669 S *	12/1991	Yamamoto et al.	D23/378
D468,414 S *	1/2003	Fok	D23/328

D515,187 S *	2/2006	Blateri	D23/336
D515,687 S *	2/2006	Shih	D23/378
D580,028 S *	11/2008	Catrino	D23/335
D593,662 S *	6/2009	Chen	D23/317
D620,569 S *	7/2010	Hall et al.	D23/332

* cited by examiner

Primary Examiner — T. Chase Nelson

Assistant Examiner — Ania Dworzecka

(74) *Attorney, Agent, or Firm* — The Webb Law Firm

(57) **CLAIM**

The ornamental design for a round flame heater, as shown and described.

DESCRIPTION

FIG. 1 is a front side view of a round flame heater showing my new design;

FIG. 2 is a left side view thereof;

FIG. 3 is a right side view thereof;

FIG. 4 is a rear side view thereof; and,

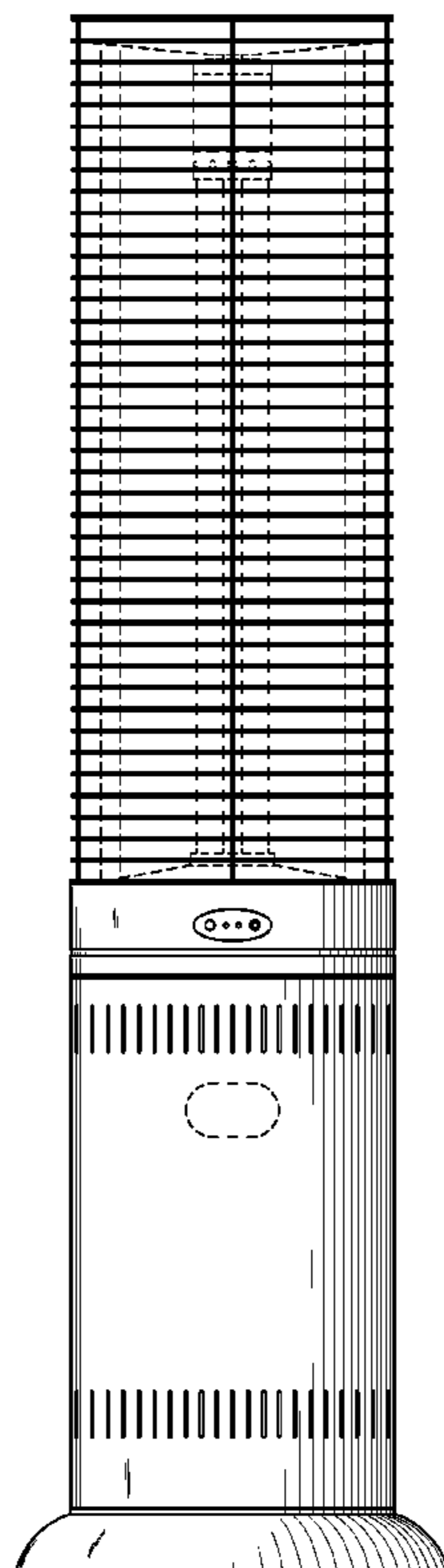
FIG. 5 is a top plan view thereof.

A bottom view is omitted because it is plain and unornamental and forms no part of the subject matter of the claimed design.

The broken line showings of FIGS. 1-4 are environmental only and not part of the claimed design.

In the drawings, the broken lines depict unclaimed subject matter only and form no part of the claimed design.

1 Claim, 5 Drawing Sheets



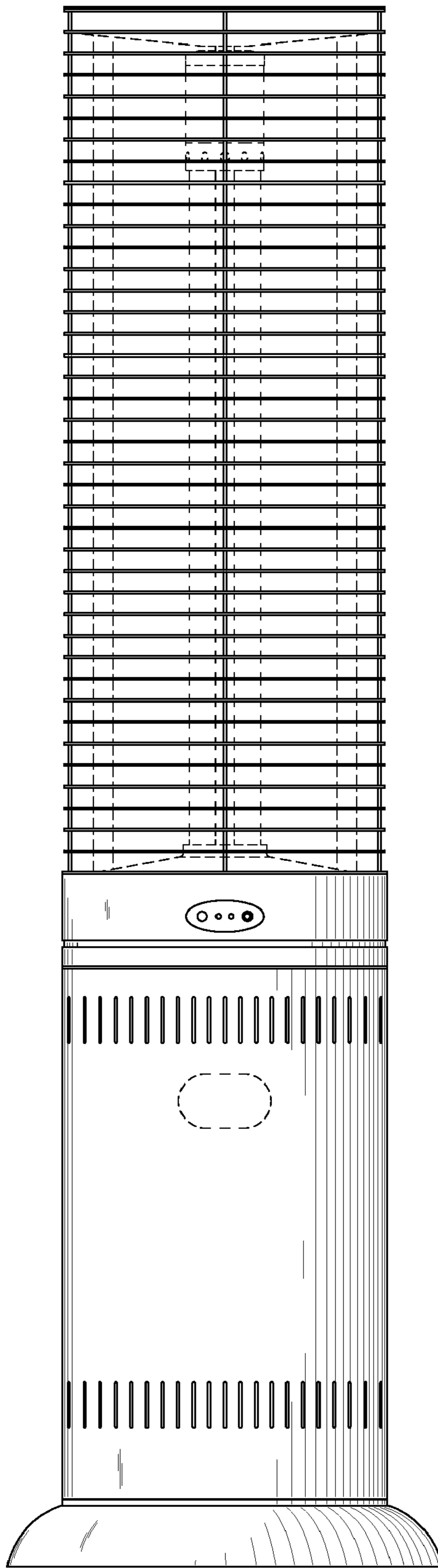


FIG. 1

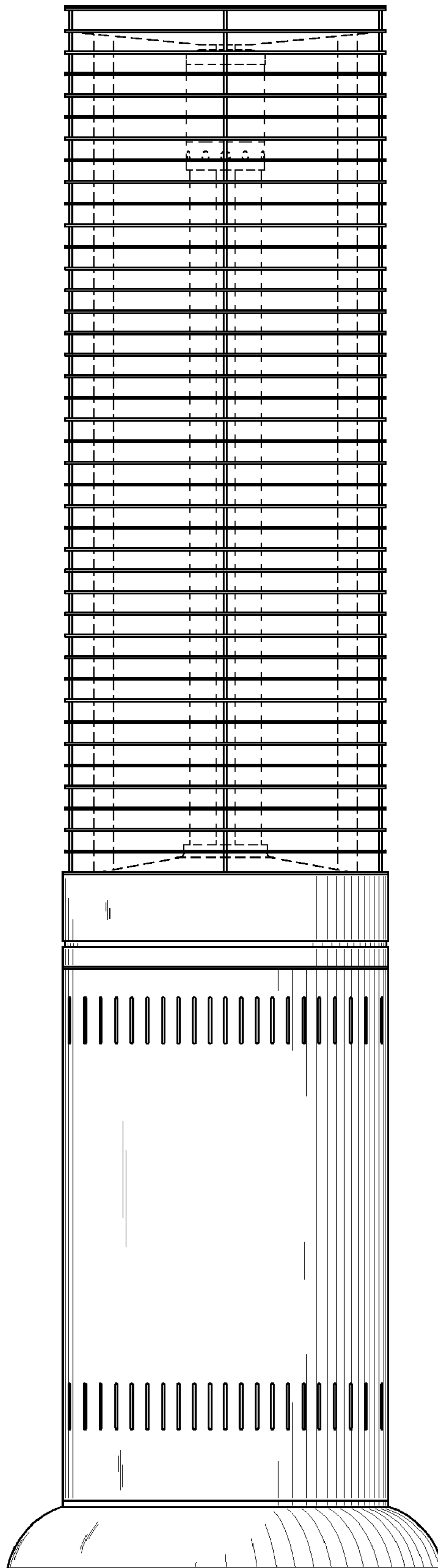


FIG. 2

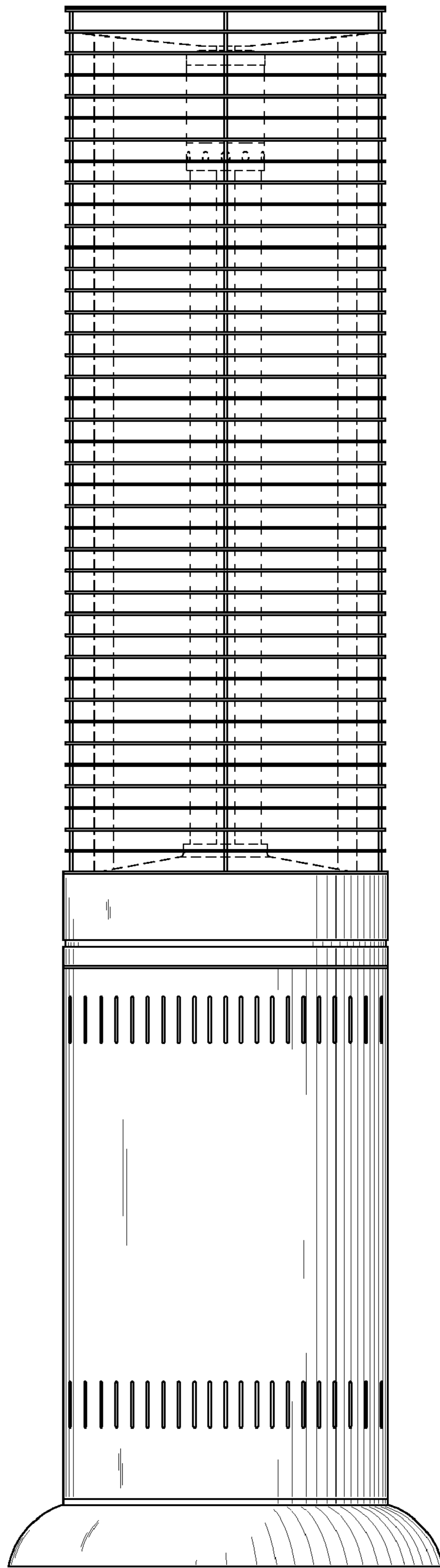


FIG. 3

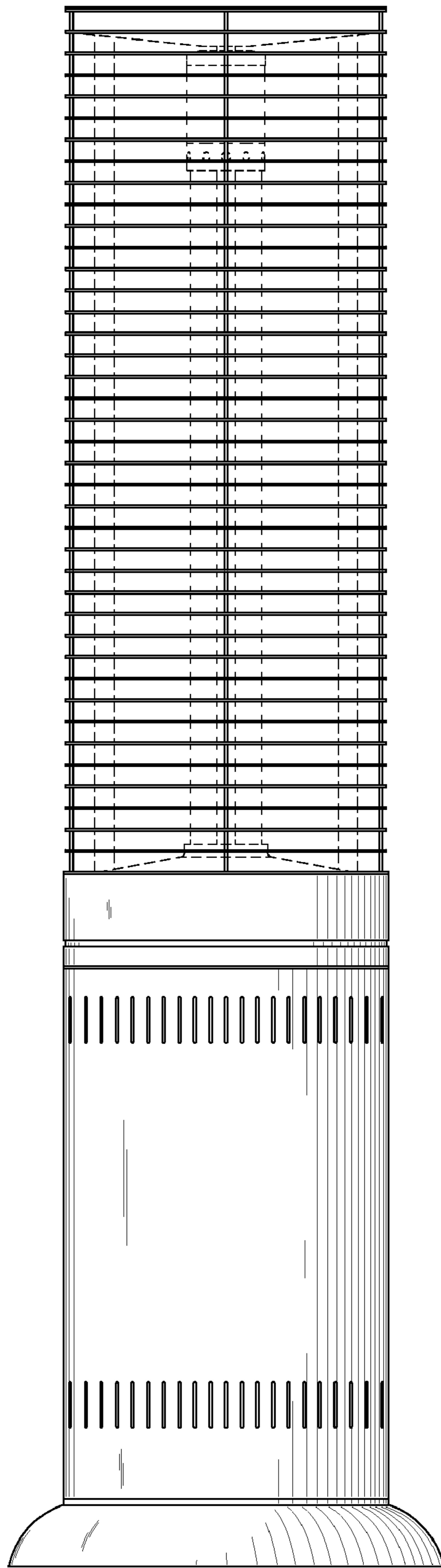


FIG. 4

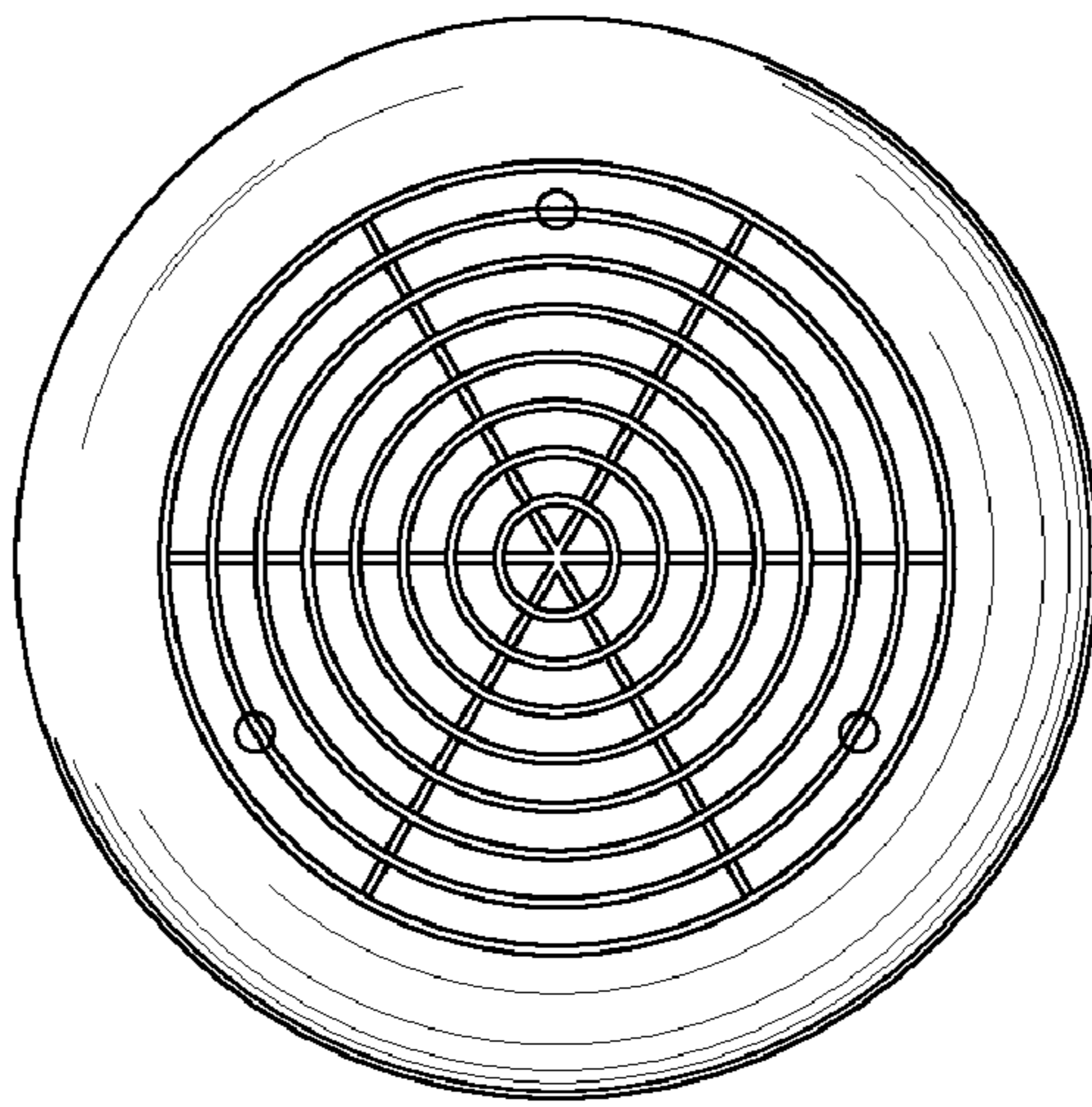


FIG. 5