

US00D639896S

(12) **United States Design Patent**
Vasquez

(10) **Patent No.:** **US D639,896 S**
(45) **Date of Patent:** **** Jun. 14, 2011**

(54) **CONFORMAL POLE HANDLE**
(76) Inventor: **Isreal Vasquez**, Tishomingo, OK (US)
(**) Term: **14 Years**
(21) Appl. No.: **29/341,706**
(22) Filed: **Aug. 11, 2009**
(51) **LOC (9) Cl.** **22-05**
(52) **U.S. Cl.** **D22/142**
(58) **Field of Classification Search** D22/142-147,
D22/199; 43/20, 21.2, 25; 16/430; 294/171;
D8/300, 305; D3/221
See application file for complete search history.

6,295,755 B1 10/2001 Macaluso
6,347,477 B1 2/2002 Hopper
6,493,982 B1 12/2002 Macaluso
6,564,389 B1 5/2003 Laughlin
6,698,064 B1 3/2004 Graj et al.
6,748,691 B2 6/2004 Doucette
7,124,536 B2 10/2006 Harkey
2002/0121042 A1 9/2002 Macaluso
2006/0101702 A1 5/2006 LaCoste
2007/0000165 A1 1/2007 Nyland

FOREIGN PATENT DOCUMENTS

GB 2444318 4/2008

* cited by examiner

Primary Examiner — Catherine R Oliver
(74) *Attorney, Agent, or Firm* — McAfee & Taft; Richard G. Miller

(56) **References Cited**

U.S. PATENT DOCUMENTS

3,410,016 A 11/1968 Arsenault
3,635,233 A 1/1972 Robertson
4,014,129 A 3/1977 Capra
4,041,635 A 8/1977 Savage
4,190,977 A 3/1980 Casper
4,822,087 A 4/1989 DeCarlo
5,125,130 A 6/1992 Stanish
5,159,775 A 11/1992 Sutula
D343,224 S * 1/1994 Testa D22/142
5,313,735 A 5/1994 Latouche
D353,262 S * 12/1994 Cantavespre et al. D3/221
5,390,438 A 2/1995 Warren, Jr.
5,774,937 A 7/1998 Caminos
5,941,012 A 8/1999 Dominquez
6,053,156 A 4/2000 Boon
6,065,240 A 5/2000 Paddock
6,209,531 B1 4/2001 Boon
6,286,495 B1 9/2001 Brown

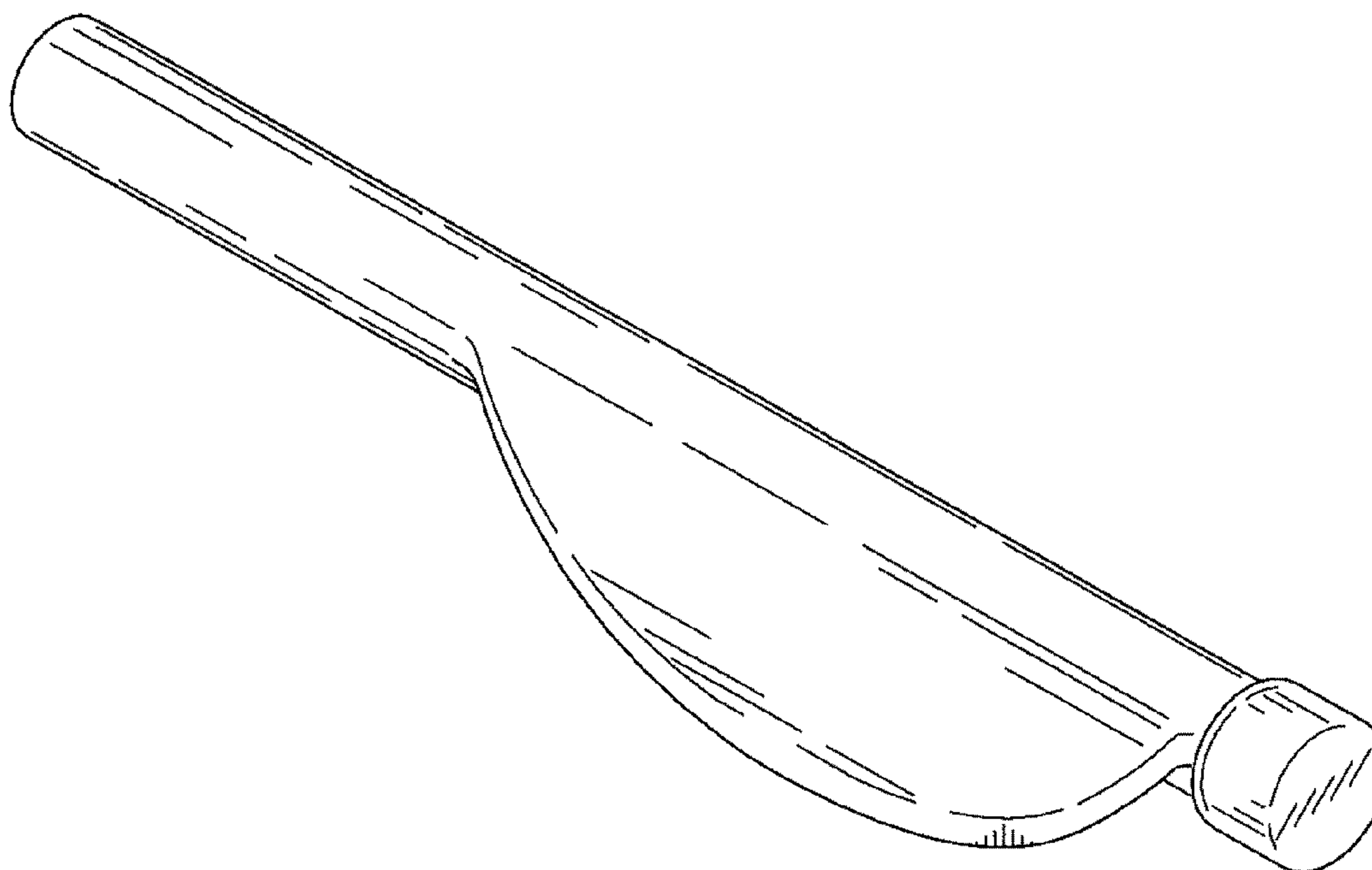
(57) **CLAIM**

The ornamental design for a conformal pole handle, as shown.

DESCRIPTION

FIG. 1 is a front perspective view of the conformal pole handle, showing my new design;
FIG. 2 is a front elevational view thereof;
FIG. 3 is a rear elevational view thereof;
FIG. 4 is a top plan view thereof;
FIG. 5 is a bottom plan view thereof;
FIG. 6 is a left side elevation view thereof; and,
FIG. 7 is a right side elevational view thereof.

1 Claim, 3 Drawing Sheets



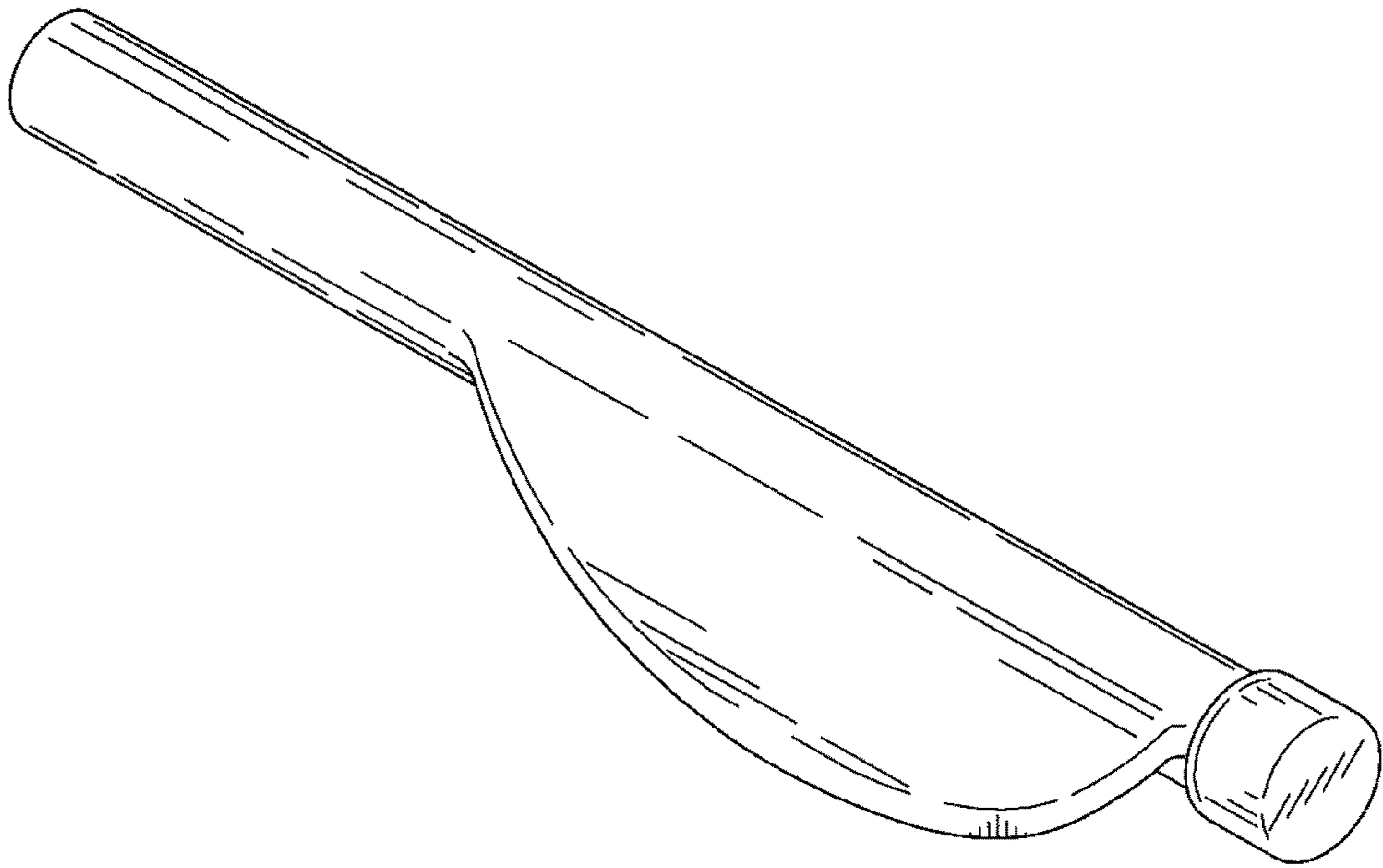


FIG. 1

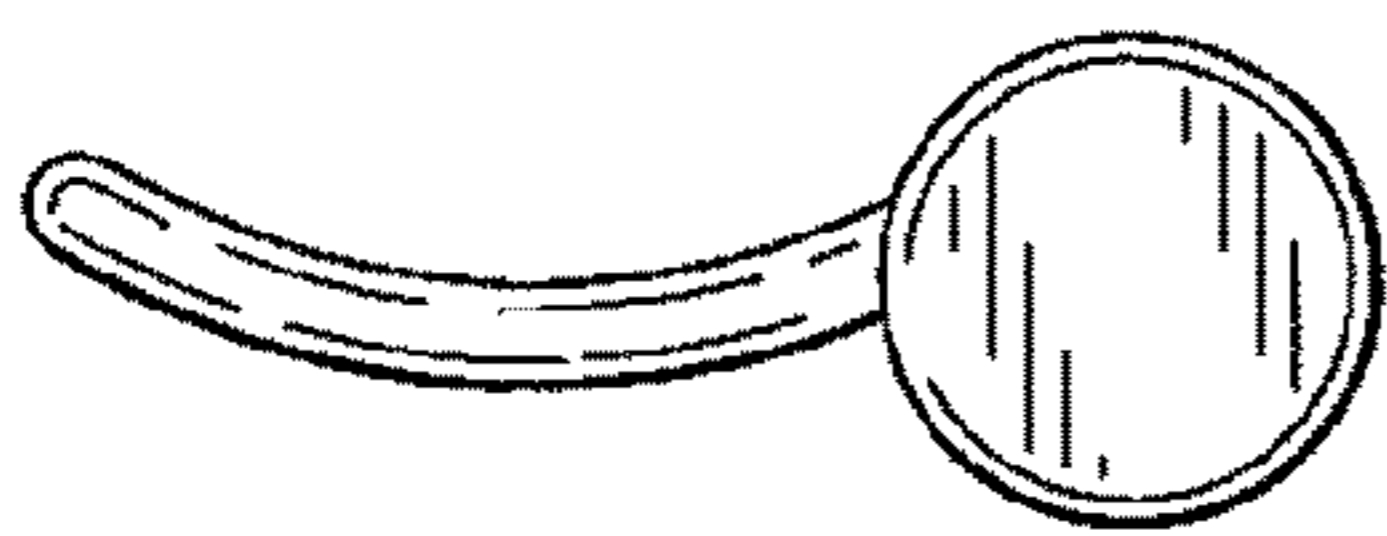


FIG. 2




FIG. 3

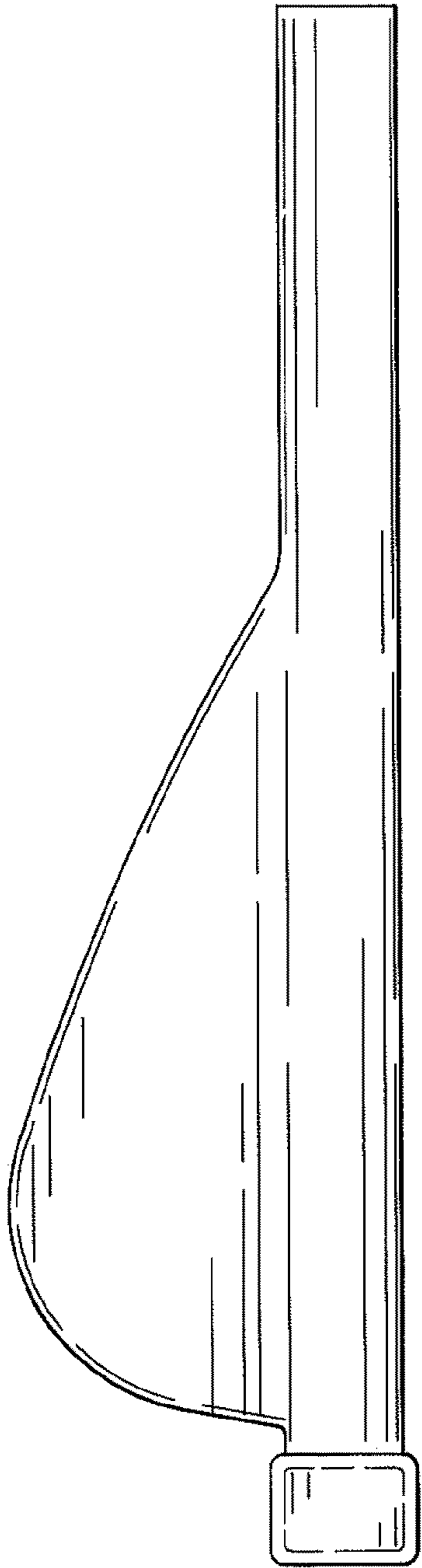


FIG. 4

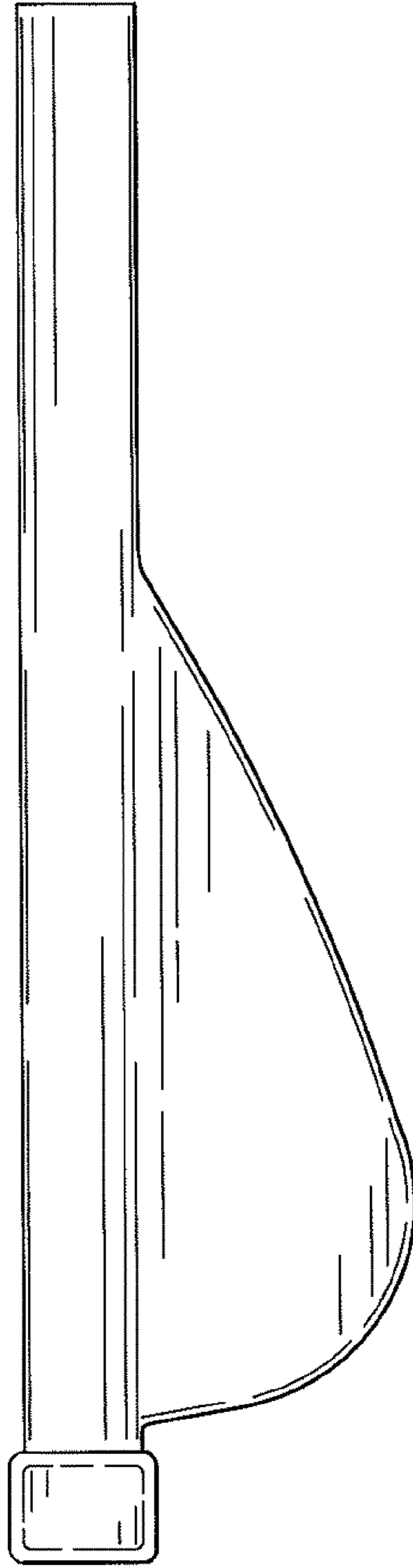


FIG. 5




FIG. 3




FIG. 4