

US00D639892S

(12) **United States Design Patent**
Hendricks

(10) **Patent No.:** **US D639,892 S**

(45) **Date of Patent:** **** Jun. 14, 2011**

(54) **SHOTGUN SIGHT ENHANCER**

(76) Inventor: **Mark Elmer Hendricks**, De Pere, WI
(US)

(**) Term: **14 Years**

(21) Appl. No.: **29/362,047**

(22) Filed: **May 19, 2010**

(51) **LOC (9) Cl.** **22-01**

(52) **U.S. Cl.** **D22/109**

(58) **Field of Classification Search** D22/108-110,
D22/199; 89/200-204; 359/399, 823, 744;
42/104, 105, 111-113, 116, 120, 124-126,
42/127-129, 141-148, 133-140; 33/227,
33/229; D8/395, 396, 356

See application file for complete search history.

(56) **References Cited**

U.S. PATENT DOCUMENTS

D34,244 S *	3/1901	Barger	D22/109
1,683,106 A *	9/1928	Schrank	42/111
1,816,301 A *	7/1931	Sundell	24/339
2,426,479 A *	8/1947	Wohlhieter	248/74.3
D209,049 S *	10/1967	Holden	D22/110
3,521,332 A *	7/1970	Kramer	403/188
D231,674 S *	5/1974	Jimenez	D22/110
D253,457 S *	11/1979	Sandel	D8/395
D257,564 S *	11/1980	Weast	D22/110
D281,894 S *	12/1985	Bechtel	D22/108

D291,728 S *	9/1987	Hoyt	D24/130
D298,739 S *	11/1988	Richards, Jr.	D8/395
D328,485 S *	8/1992	Crowley	D22/109
5,666,702 A *	9/1997	Ming-Chieh	24/510
5,772,166 A *	6/1998	Adams	248/231.81
D546,464 S *	7/2007	Savoia	D24/200
7,328,531 B2 *	2/2008	Dietz	42/141
D587,564 S *	3/2009	Kodi	D8/396
D597,403 S *	8/2009	Ho et al.	D8/396

* cited by examiner

Primary Examiner — T. Chase Nelson

Assistant Examiner — Michael A Pratt

(74) *Attorney, Agent, or Firm* — Sinorica, LLC

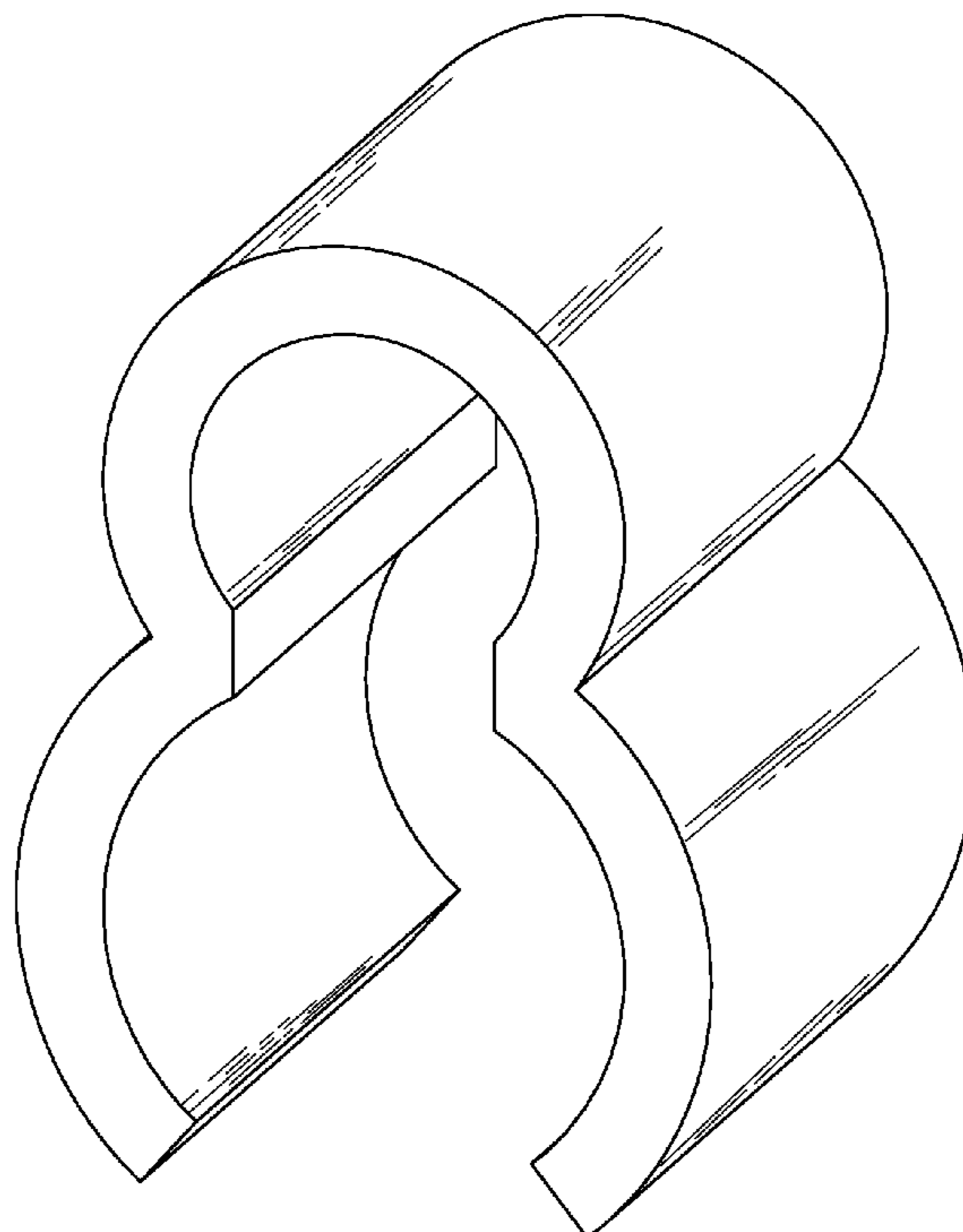
(57) **CLAIM**

The ornamental design for a shotgun sight enhancer, as shown and described.

DESCRIPTION

FIG. 1 is a perspective view of a shotgun sight enhancer;
FIG. 2 is a bottom plan view thereof;
FIG. 3 is a top plan view thereof;
FIG. 4 is a front elevational view thereof;
FIG. 5 is a rear elevational view thereof;
FIG. 6 is a left-side elevational view thereof; and
FIG. 7 is a right-side elevational view thereof; and,
FIG. 8 is a perspective view of a shotgun sight enhancer
mounted on a shotgun.
The broken line showing of a shotgun is for the purpose of
illustrating environmental structure and forms no part of the
claimed design.

1 Claim, 5 Drawing Sheets



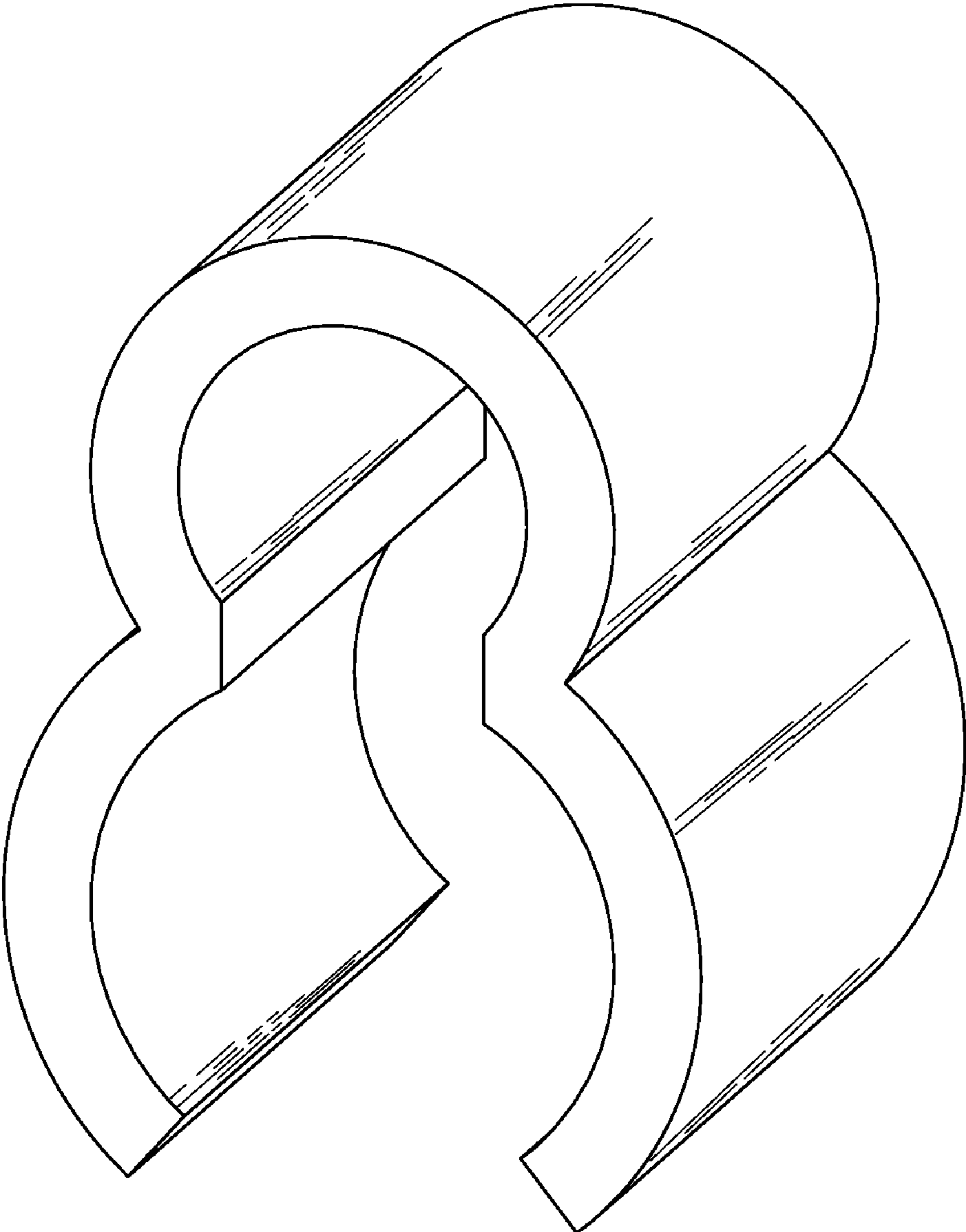


FIG. 1




FIG. 2

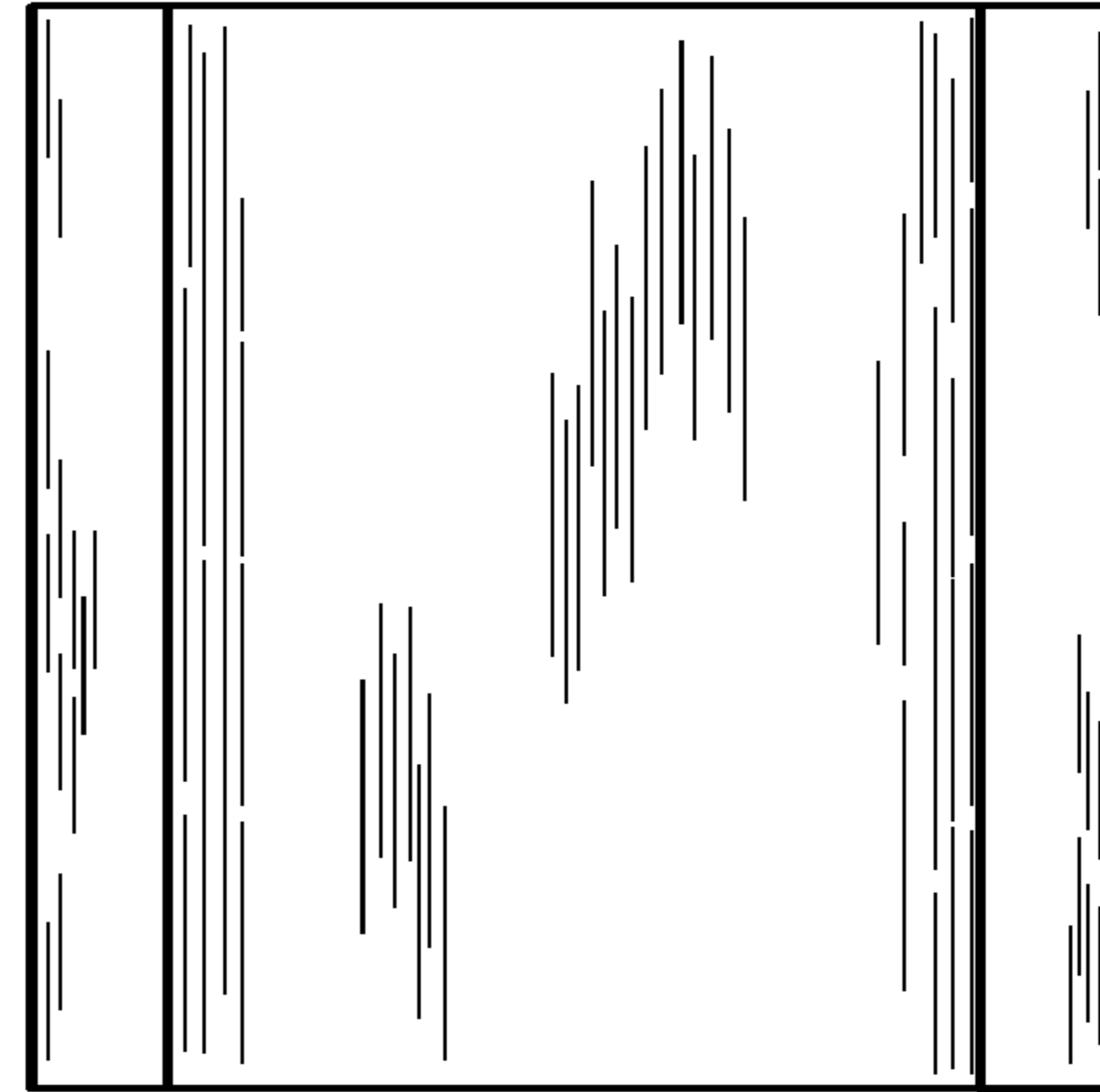


FIG. 3

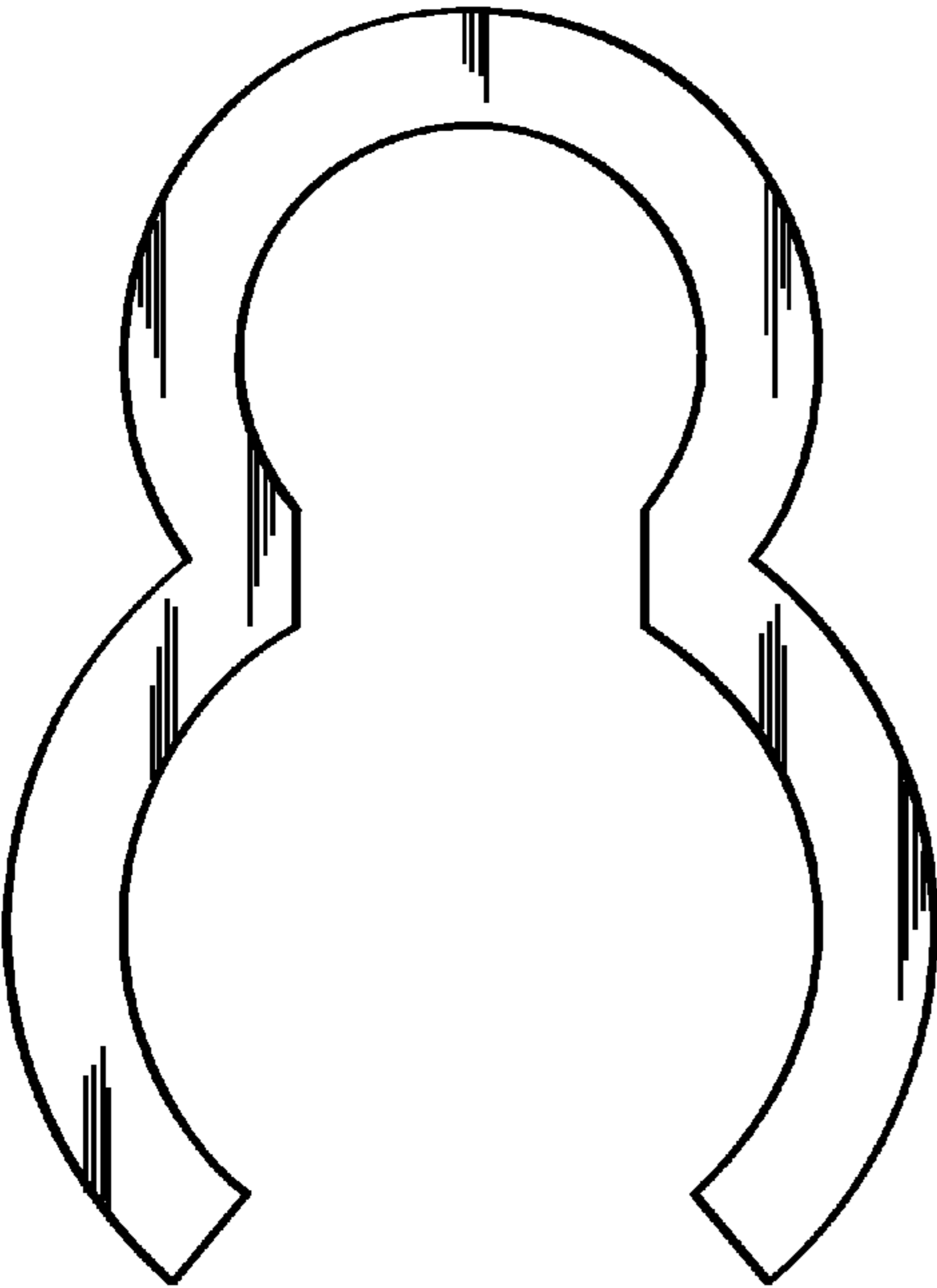


FIG. 4

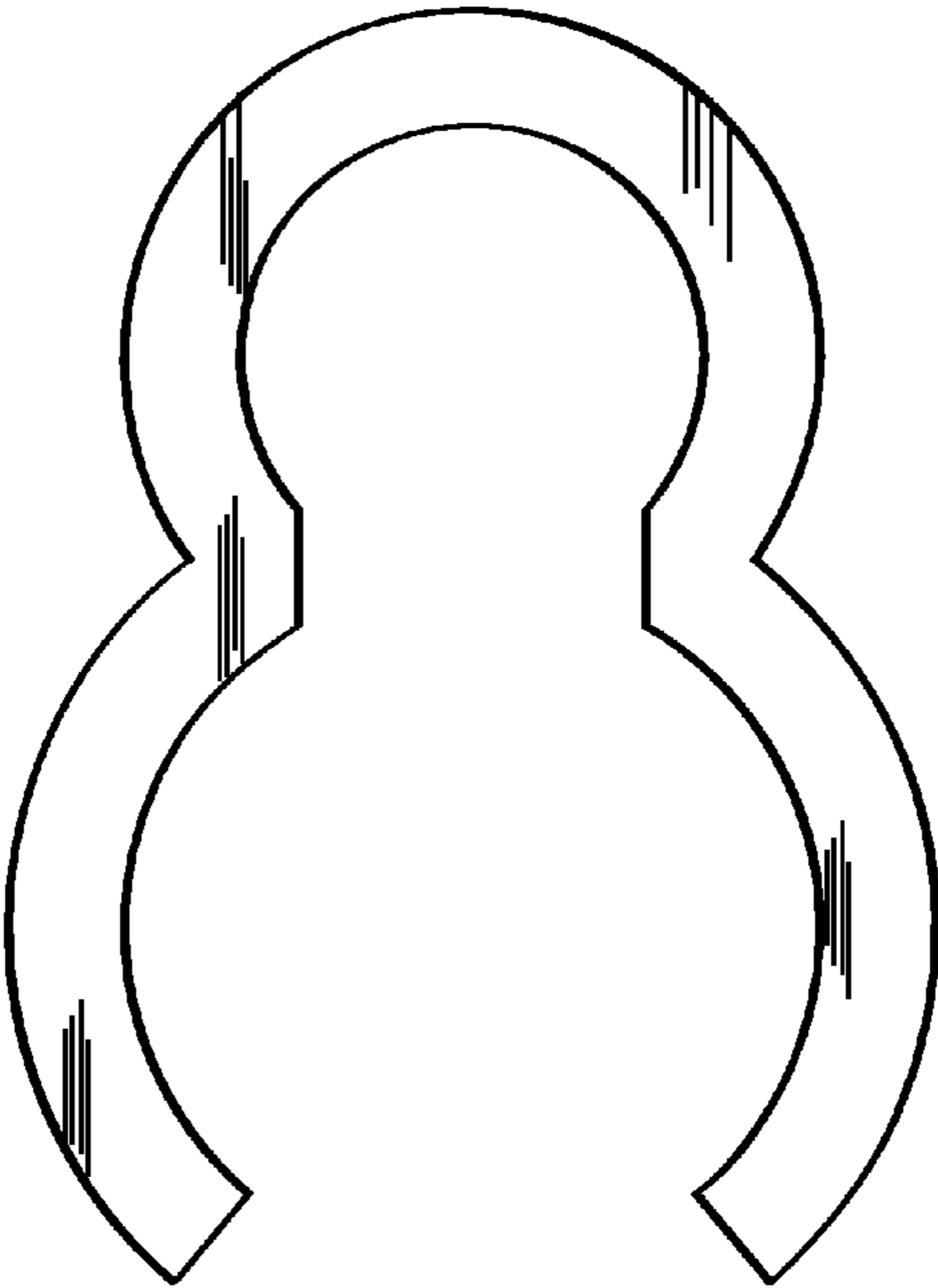


FIG. 5




FIG. 6




FIG. 7

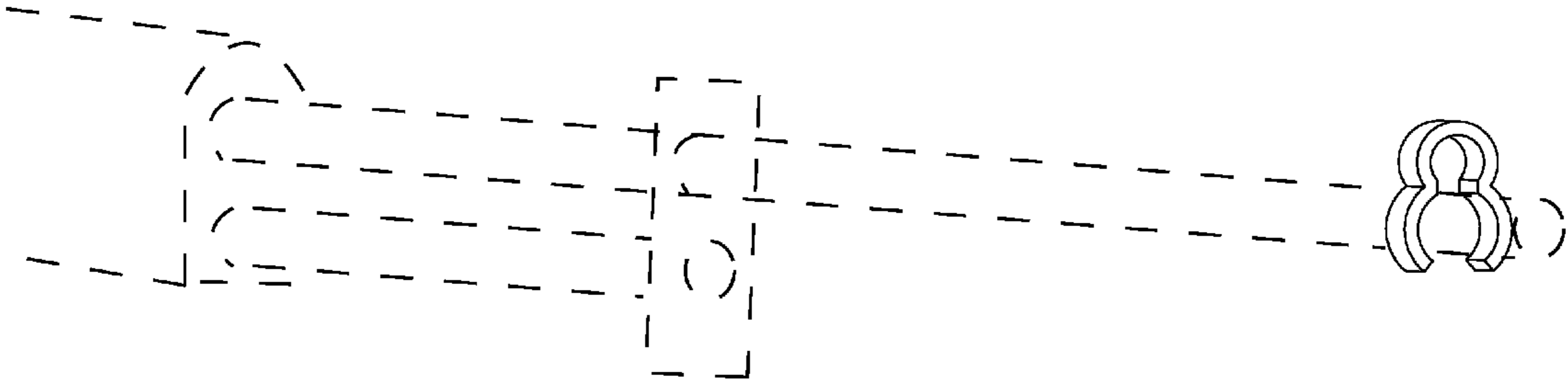


FIG. 8