



US00D639867S

(12) **United States Design Patent**  
**Hoffmann**

(10) **Patent No.:** **US D639,867 S**

(45) **Date of Patent:** **\*\* Jun. 14, 2011**

(54) **SIGNED SLOT MACHINE**

(76) Inventor: **Roger Earl Hoffmann**, Sheboygan, WI  
(US)

(\*\*) Term: **14 Years**

(21) Appl. No.: **29/349,049**

(22) Filed: **Mar. 4, 2010**

(51) **LOC (9) Cl.** ..... **21-03**

(52) **U.S. Cl.** ..... **D21/370**

(58) **Field of Classification Search** ..... D14/304-307;  
D21/324-329, 369-371, 385; 273/138.1;  
463/13, 16-17, 20, 46-47

See application file for complete search history.

(56) **References Cited**

U.S. PATENT DOCUMENTS

- D349,133 S \* 7/1994 Janssen ..... D21/370
- D465,813 S \* 11/2002 Randall ..... D21/370
- 6,609,972 B2 \* 8/2003 Seelig et al. .... 463/16
- D484,548 S \* 12/2003 Franco Munoz et al. .... D21/370

- D492,365 S \* 6/2004 Munoz et al. .... D21/370
- D554,709 S \* 11/2007 Young ..... D21/370
- 7,572,185 B2 \* 8/2009 Seelig et al. .... 463/20

\* cited by examiner

*Primary Examiner* — Sandra Morris

(57) **CLAIM**

The ornamental design for a signed slot machine, as shown.

**DESCRIPTION**

FIG. 1 is a front view of a signed slot machine, showing my new design, with the curtain closed;

FIG. 2 is a front view thereof, showing the curtain opened;

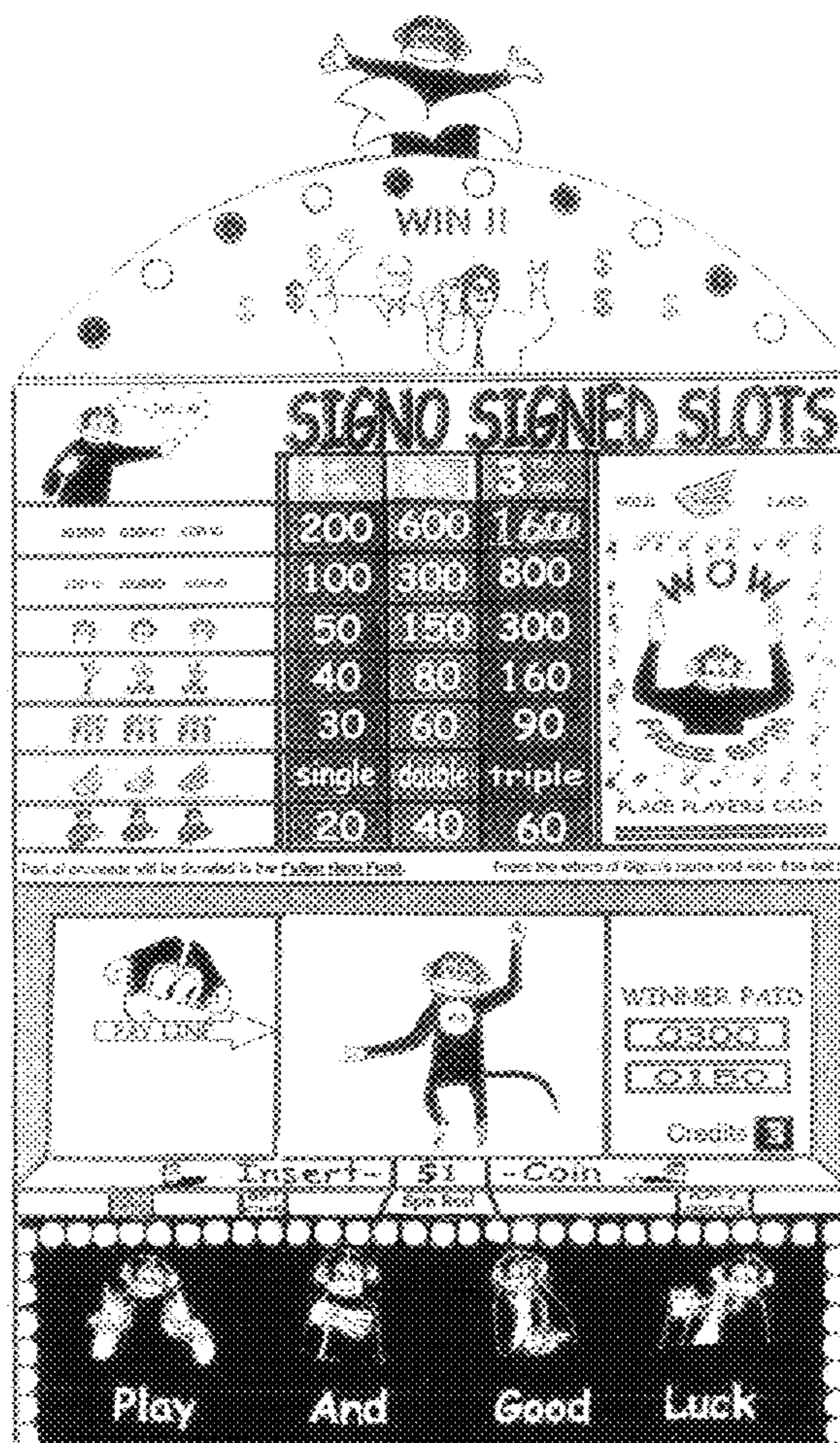
FIG. 3 is a front view thereof, with a second middle screen image;

FIG. 4 is a front view thereof, with a third middle screen image;

FIG. 5 is a front view thereof, with a fourth middle screen image; and,

FIG. 6 is a front view thereof, with a fifth middle screen image.

**1 Claim, 6 Drawing Sheets**



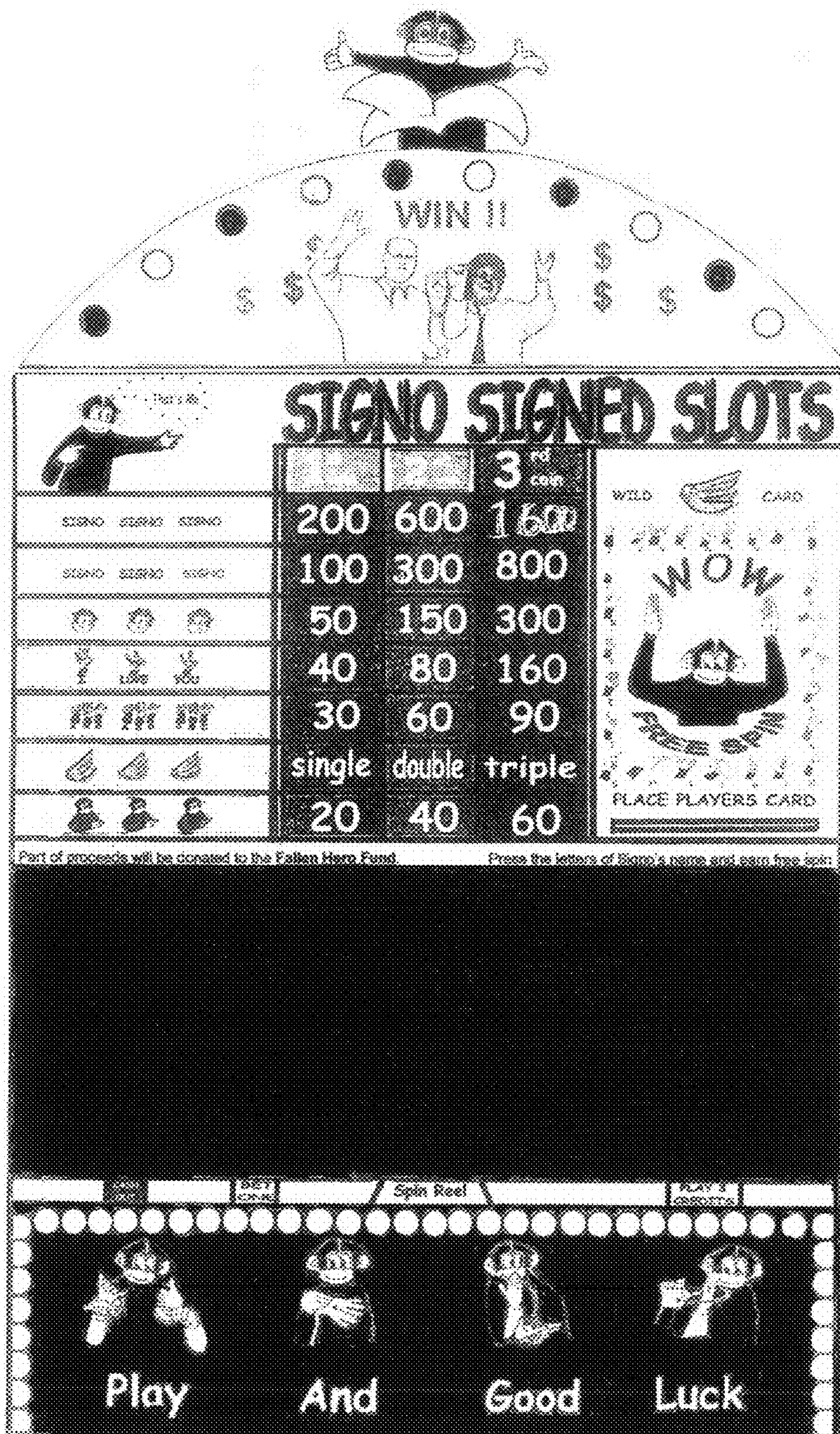


Fig. 1



Fig. 2

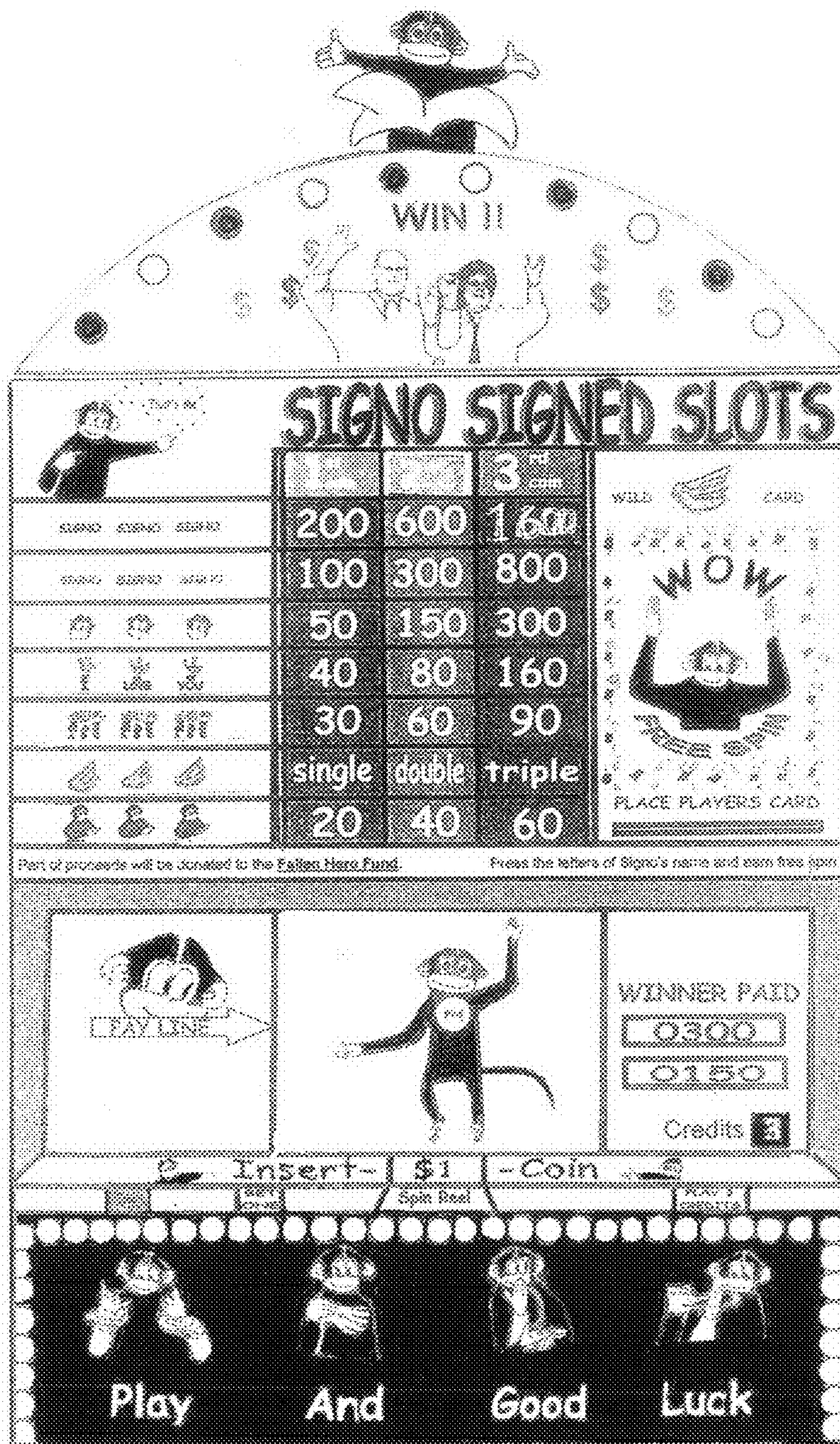


Fig. 3




Fig. 4




Fig. 6




Fig. 6