



US00D639857S

(12) **United States Design Patent**  
**Casciotti et al.**

(10) **Patent No.:** **US D639,857 S**  
(45) **Date of Patent:** **\*\* Jun. 14, 2011**

(54) **WRITING INSTRUMENT**

(75) Inventors: **David M. Casciotti**, Amsterdam, NY (US); **Jing Mahler**, Glenville, NY (US); **Joseph E. Achzet**, Gloversville, NY (US)

(73) Assignee: **Holland USA, Inc.**, North Mankato, MN (US)

(\*\*) Term: **14 Years**

(21) Appl. No.: **29/369,596**

(22) Filed: **Sep. 10, 2010**

(51) **LOC (9) Cl.** ..... **19-06**

(52) **U.S. Cl.** ..... **D19/54**

(58) **Field of Classification Search** ..... D19/35,  
D19/36, 41-51, 54-58; 24/10 R, 11 CC,  
24/11 F, 11 P, 11 PP, 11 R; 401/52, 99-114,  
401/192, 193, 195-198

See application file for complete search history.

(56) **References Cited**

**U.S. PATENT DOCUMENTS**

D410,030 S *	5/1999	Sunaga	.....	D19/48
D465,238 S *	11/2002	Qiu	.....	D19/50
D502,507 S *	3/2005	Wang	.....	D19/50
D506,504 S *	6/2005	Nakazawa et al.	.....	D19/49
D509,853 S *	9/2005	Anand	.....	D19/51
D510,386 S *	10/2005	Briggl	.....	D19/51
D536,033 S *	1/2007	Lecce	.....	D19/50
D538,853 S *	3/2007	Losel	.....	D19/51
D541,860 S *	5/2007	Kung	.....	D19/50
D549,778 S *	8/2007	Kent et al.	.....	D19/51
D565,102 S *	3/2008	Anand	.....	D19/50
D566,763 S *	4/2008	Kowalczyk	.....	D19/50
D575,341 S *	8/2008	Pellissa Beneyto	.....	D19/51

D576,213 S *	9/2008	Fei	.....	D19/47
D589,559 S *	3/2009	Slemp	.....	D19/51
D603,898 S *	11/2009	Rommel	.....	D19/50
D605,701 S *	12/2009	Zhang	.....	D19/50
D624,965 S *	10/2010	Li	.....	D19/48
D626,592 S *	11/2010	Casciotti et al.	.....	D19/54
D626,596 S *	11/2010	Casciotti et al.	.....	D19/56

**FOREIGN PATENT DOCUMENTS**

WO DM/066515 \* 12/2004

\* cited by examiner

*Primary Examiner* — Elizabeth Albert

(74) *Attorney, Agent, or Firm* — Dicke, Billig & Czaja, PLLC

(57) **CLAIM**

We claim the ornamental design for a writing instrument, as shown and described.

**DESCRIPTION**

FIG. 1 is a perspective view of a writing instrument showing our new design;

FIG. 2 is a front view of the same writing instrument;

FIG. 3 is a back view of the same writing instrument;

FIG. 4 is a right side view of the same writing instrument, the left side view being a mirror image of the right side view;

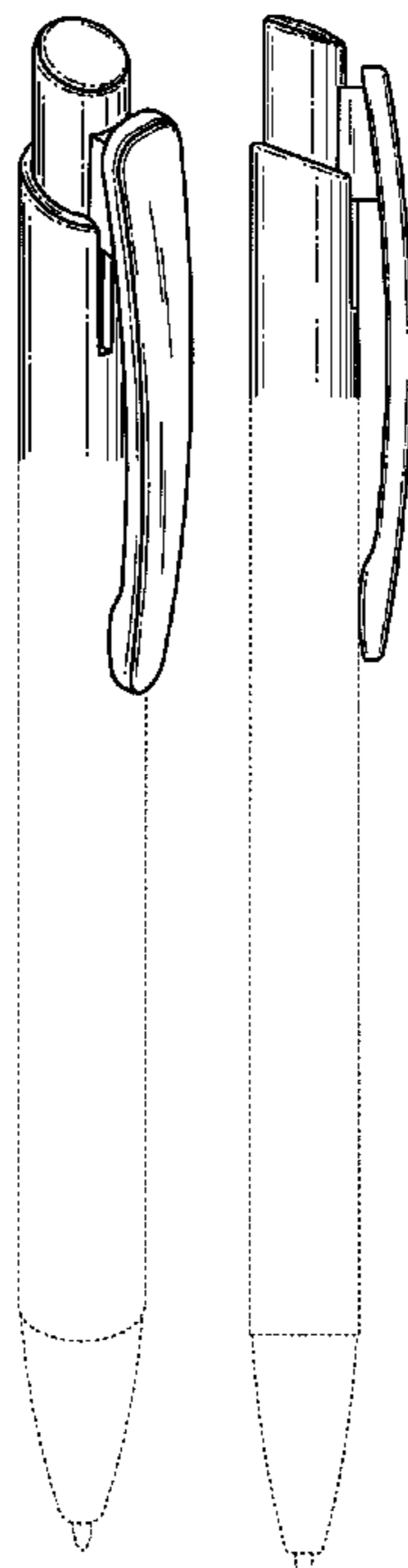
FIG. 5 is a top view of the same writing instrument;

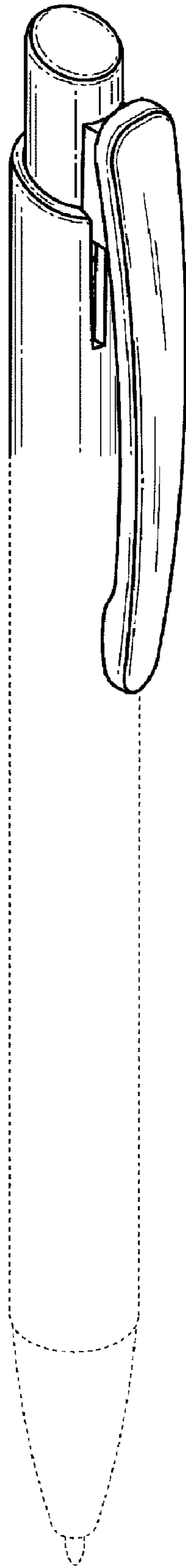
FIG. 6 is a bottom view of the same writing instrument; and,

FIG. 7 is a front view of only the barrel portion of the same writing instrument.


The broken lines shown in the drawings illustrate features of the article to which the design is applied that form no part of the claim.

**1 Claim, 5 Drawing Sheets**







**Fig. 1**



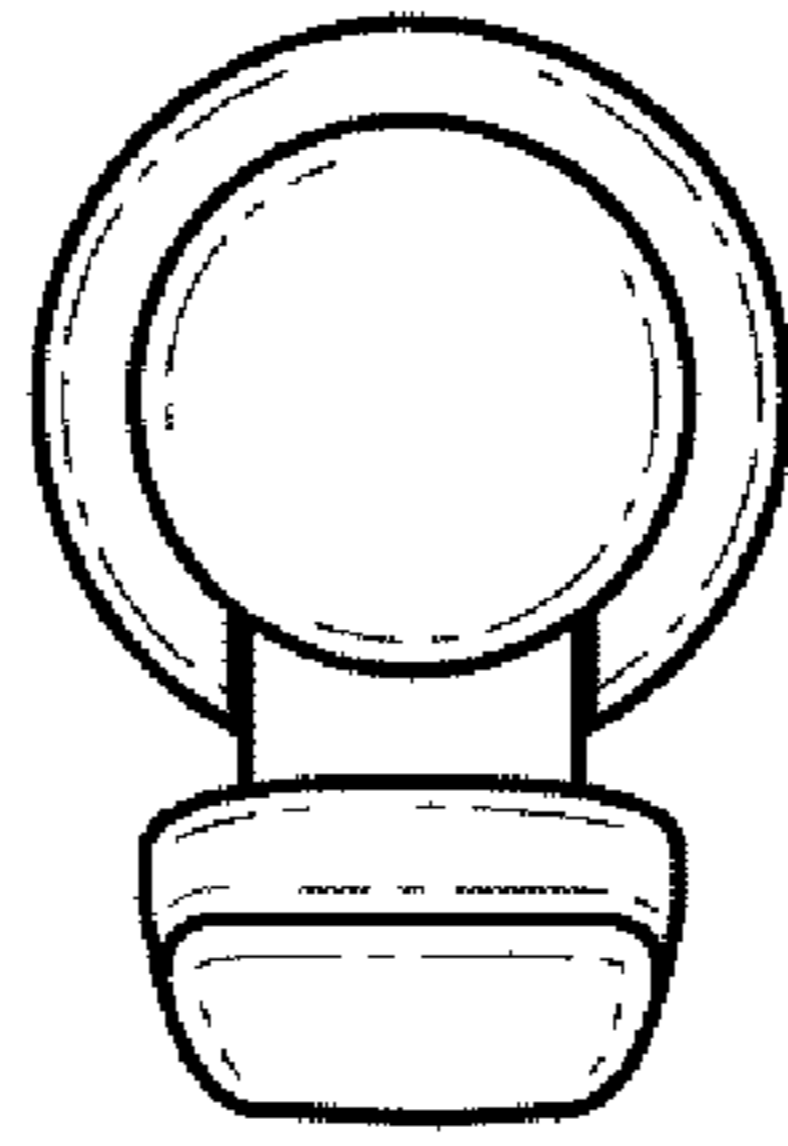
**Fig. 2**



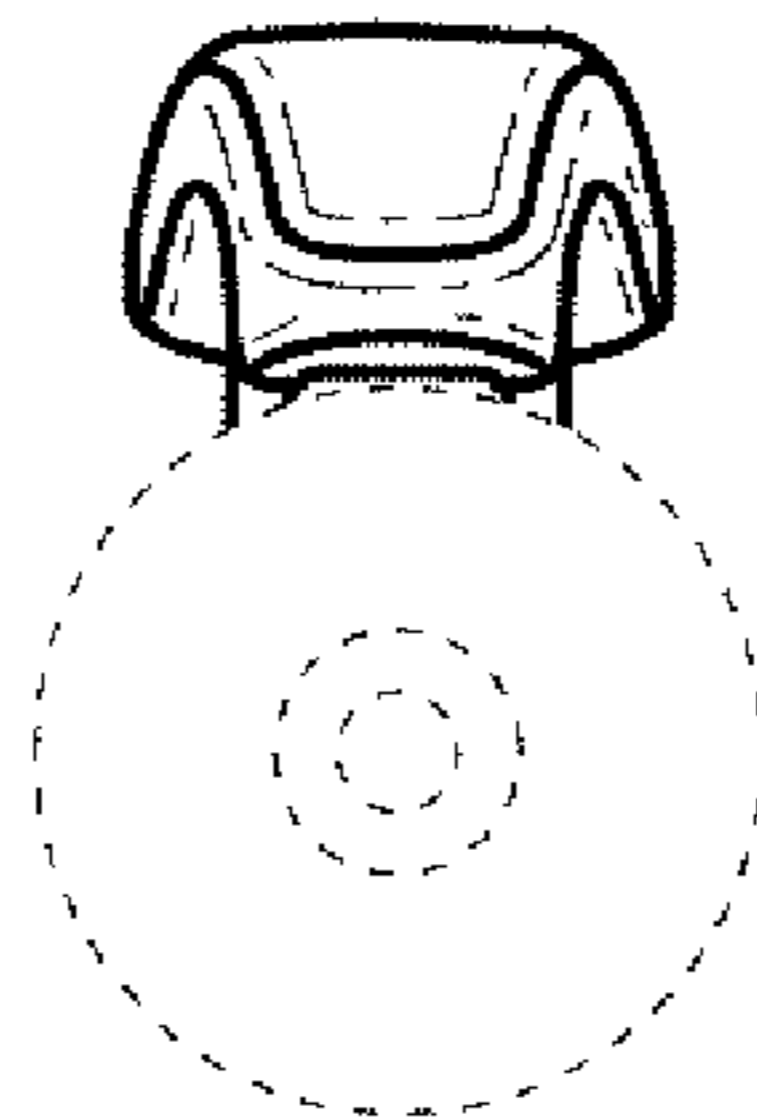
**Fig. 3**




**Fig. 4**



**Fig. 5**



**Fig. 6**



**Fig. 7**