



US00D639855S

(12) **United States Design Patent**
Fried

(10) **Patent No.:** **US D639,855 S**

(45) **Date of Patent:** **** Jun. 14, 2011**

- (54) **STENCIL FOR UNLINED PAPER**
- (76) Inventor: **Brian A Fried**, Melville, NY (US)
- (**) Term: **14 Years**
- (21) Appl. No.: **29/354,556**
- (22) Filed: **Jan. 26, 2010**
- (51) **LOC (9) Cl.** **19-06**
- (52) **U.S. Cl.** **D19/40**
- (58) **Field of Classification Search** D10/62,
D10/64; D19/1, 2, 37, 40; 33/562, 563,
33/564, 565, 566; 101/127; 434/87
See application file for complete search history.

- D285,289 S * 8/1986 Wimmer et al. D10/64
- D288,786 S * 3/1987 Olsson D10/61
- D348,890 S * 7/1994 Taylor D15/127
- 5,386,654 A * 2/1995 Kroenke 38/141
- D376,606 S * 12/1996 Thompson D15/127
- 5,961,455 A * 10/1999 Daum et al. 600/407
- D507,053 S * 7/2005 Åkerfeldt et al. D24/158
- 6,932,336 B1 * 8/2005 Nudo 269/302.1
- D519,016 S * 4/2006 Nudo D8/71
- 7,086,172 B2 * 8/2006 Åstrom 33/563
- 7,287,339 B2 * 10/2007 Robertson 33/562
- D563,180 S * 3/2008 Young et al. D7/698
- D625,206 S * 10/2010 Locascio D10/64

* cited by examiner

Primary Examiner — Elizabeth Albert

(57) **CLAIM**

The ornamental design for a stencil for unlined paper, as shown and described.

DESCRIPTION


FIG. 1 is a front view of a stencil for unlined paper showing my new design;
FIG. 2 is a top view thereof;
FIG. 3 is a right side view thereof;
FIG. 4 is a left side view thereof;
FIG. 5 is a rear view thereof; and,
FIG. 6 is a cross-sectional view taken through line 6—6 thereof of FIG. 1.


1 Claim, 3 Drawing Sheets

(56) **References Cited**

U.S. PATENT DOCUMENTS

- 503,373 A * 8/1893 Heinze et al. 428/76
- 2,080,093 A * 5/1937 Rose 33/566
- 2,518,728 A * 8/1950 Snow 269/303
- 2,532,329 A * 12/1950 Premo 33/474
- D176,484 S * 12/1955 Reed D10/64
- 2,823,461 A * 2/1958 Schneider 33/492
- 3,376,650 A * 4/1968 Cook 33/566
- D214,089 S * 5/1969 Simms D10/64
- 3,905,117 A 9/1975 Walton
- 4,060,901 A 12/1977 Jamerson
- 4,262,422 A 4/1981 Pass
- 4,408,397 A * 10/1983 Bartos 33/524








FIG. 2



FIG. 3



FIG. 4



FIG. 6




FIG.5