



US00D639832S

(12) **United States Design Patent**
Inkster

(10) **Patent No.:** **US D639,832 S**

(45) **Date of Patent:** **** Jun. 14, 2011**

(54) **TUCK POINTING BLADE**

(76) Inventor: **Kevin Ross Inkster**, Perth (AU)

(**) Term: **14 Years**

(21) Appl. No.: **29/350,494**

(22) Filed: **Feb. 12, 2010**

(51) **LOC (9) Cl.** **15-09**

(52) **U.S. Cl.** **D15/139**

(58) **Field of Classification Search** D8/16,
D8/19, 20, 60, 64, 66, 70, 71, 90-99; D15/127,
D15/133, 138, 139, 140; D22/117, 118;
D24/146, 147; 7/118, 148; 30/142, 144,
30/165, 166.3, 272.1, 307, 314, 320, 346,
30/346.5, 346.55, 346.56, 346.6, 347, 349,
30/351, 355, 357, 388-391, 663, 676, 835-838,
30/846-855; 125/13.01, 15, 22

See application file for complete search history.

(56) **References Cited**

U.S. PATENT DOCUMENTS

D31,439 S * 8/1899 Robson D8/16
D248,166 S * 6/1978 Kanai D24/147

D347,150 S * 5/1994 Falconbridge D8/8
D350,547 S * 9/1994 Felstehausen D15/28
D430,582 S * 9/2000 Fuchs et al. D15/139
D535,533 S * 1/2007 De Buyer D7/673
D541,846 S * 5/2007 Lo D18/34.9
D545,568 S * 7/2007 Laga et al. D3/315
D547,623 S * 7/2007 Mooney et al. D8/8
D618,075 S * 6/2010 Huang D8/20

* cited by examiner

Primary Examiner — Patricia Palasik

(57) **CLAIM**

The ornamental design for a tuck pointing blade, as shown and described.

DESCRIPTION

FIG. 1 is a front perspective view of a tuck pointing blade showing my new design;

FIG. 2 is a left elevation view of a tuck pointing blade;

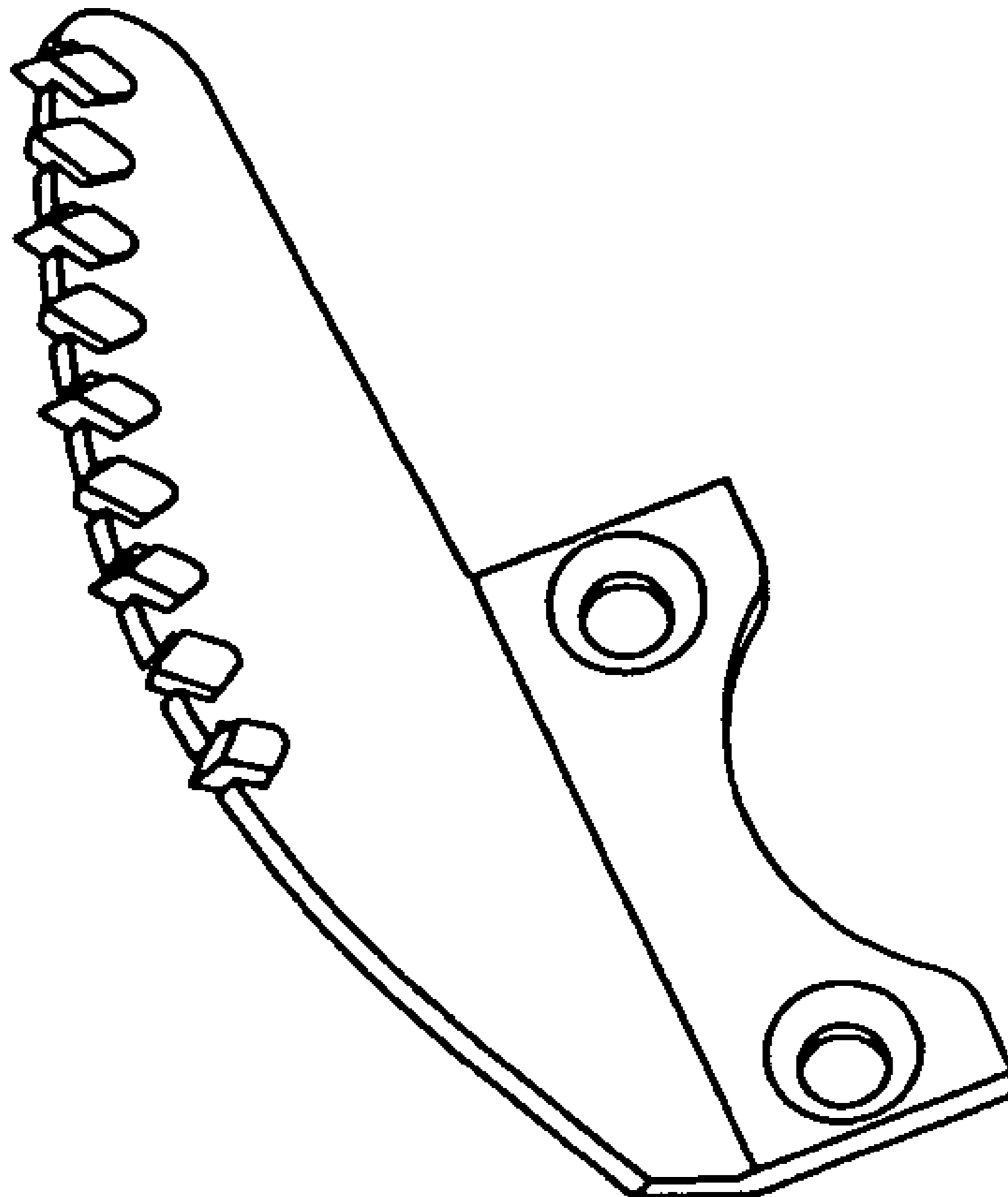
FIG. 3 is a front elevation view of a tuck pointing blade;

FIG. 4 is another front perspective view of a tuck pointing blade; and,

FIG. 5 is a rear perspective view of a tuck pointing blade.

The new design is for a saw blade for cutting brick and mortar.

1 Claim, 1 Drawing Sheet



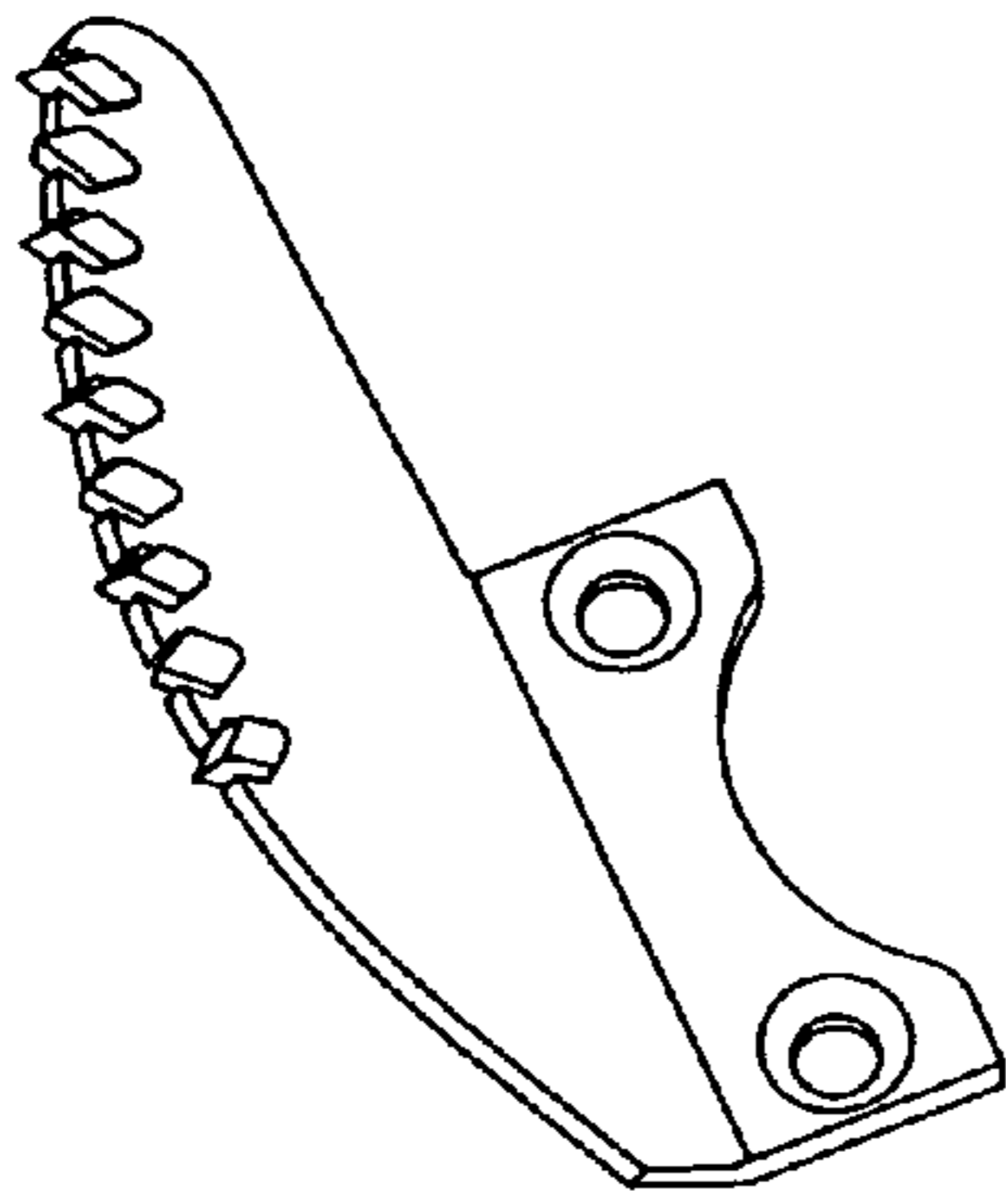


FIG. 1

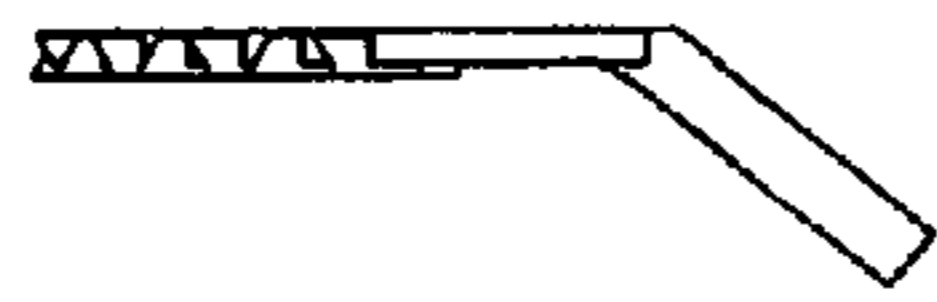


FIG. 2

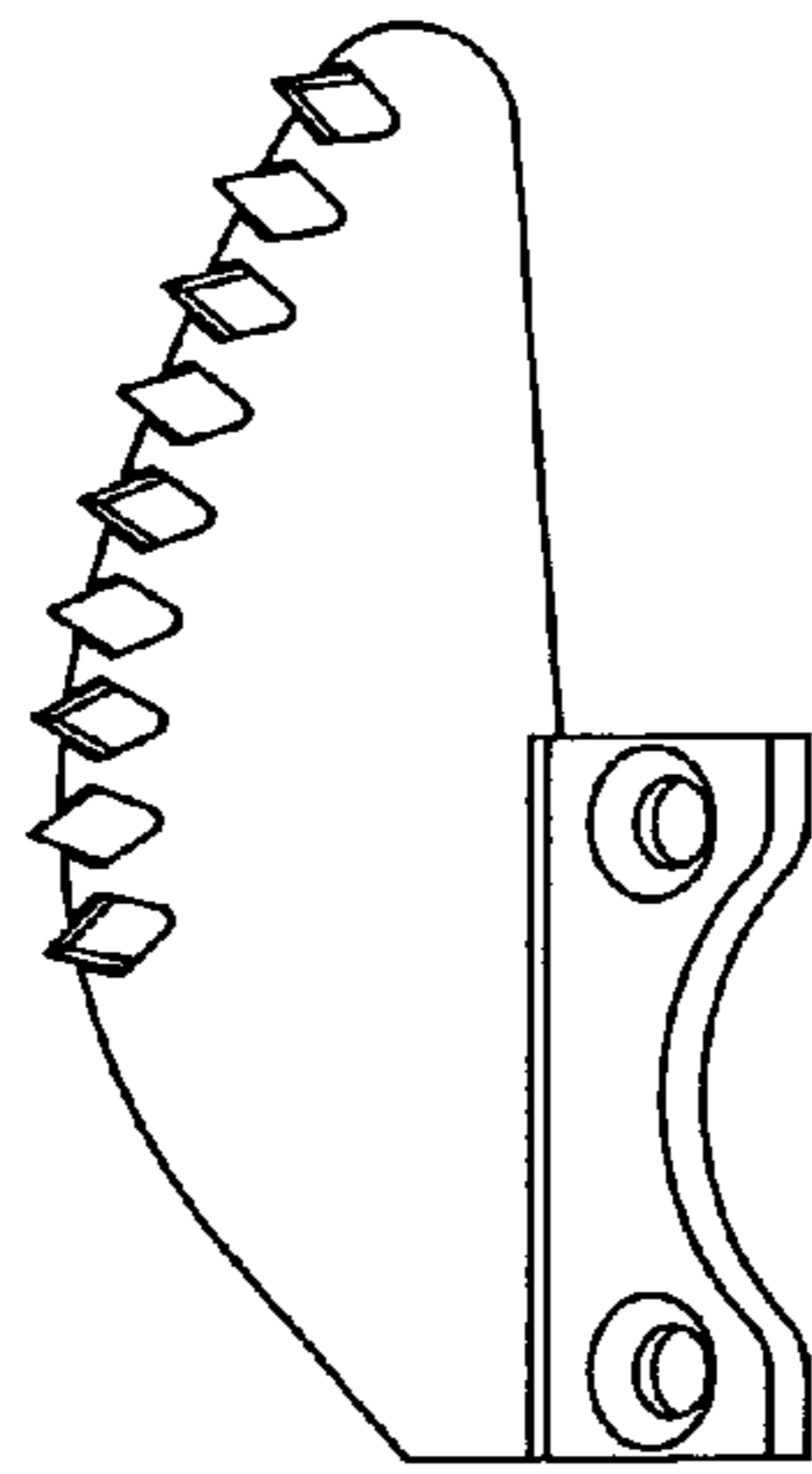


FIG. 3

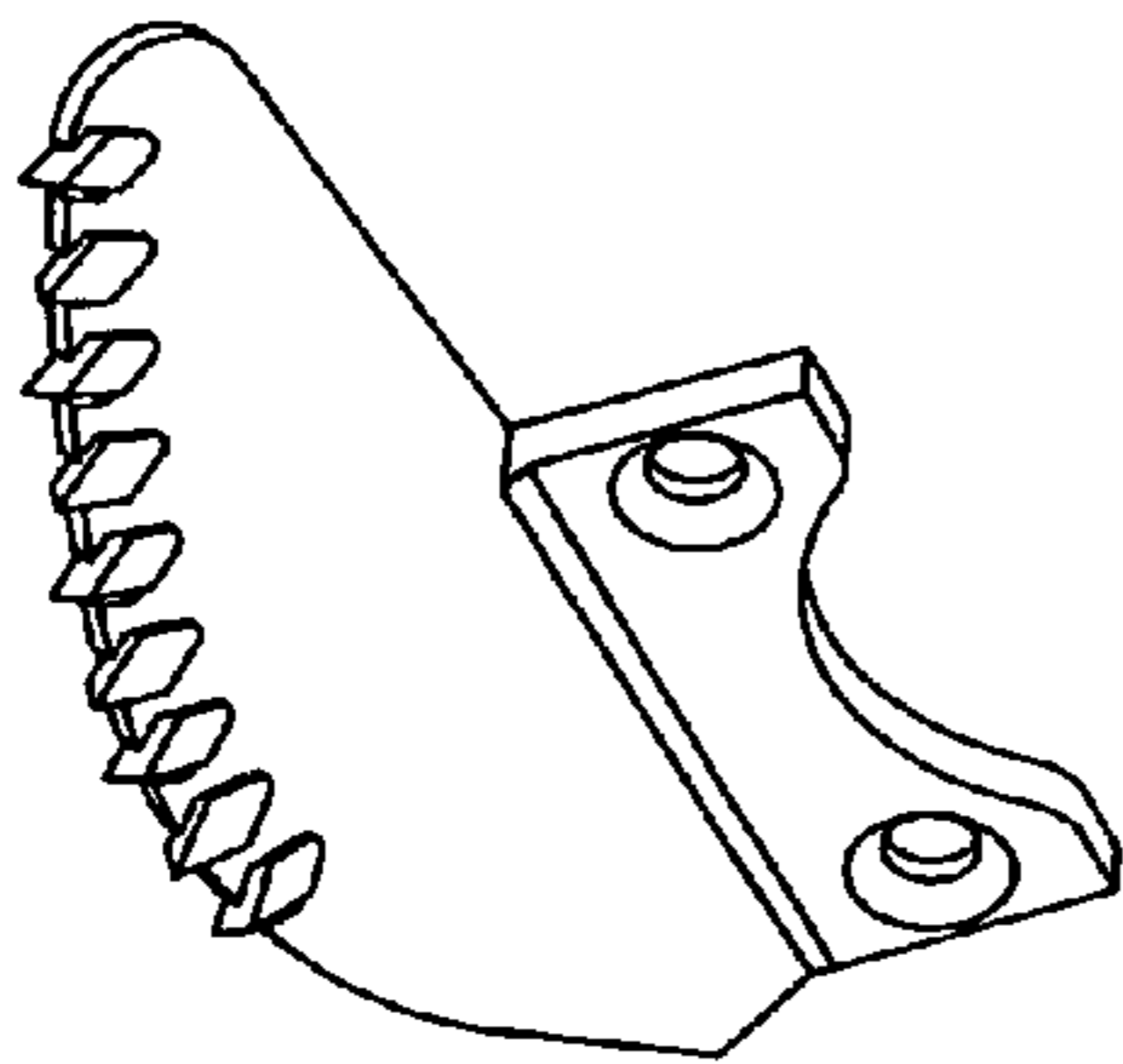


FIG. 4

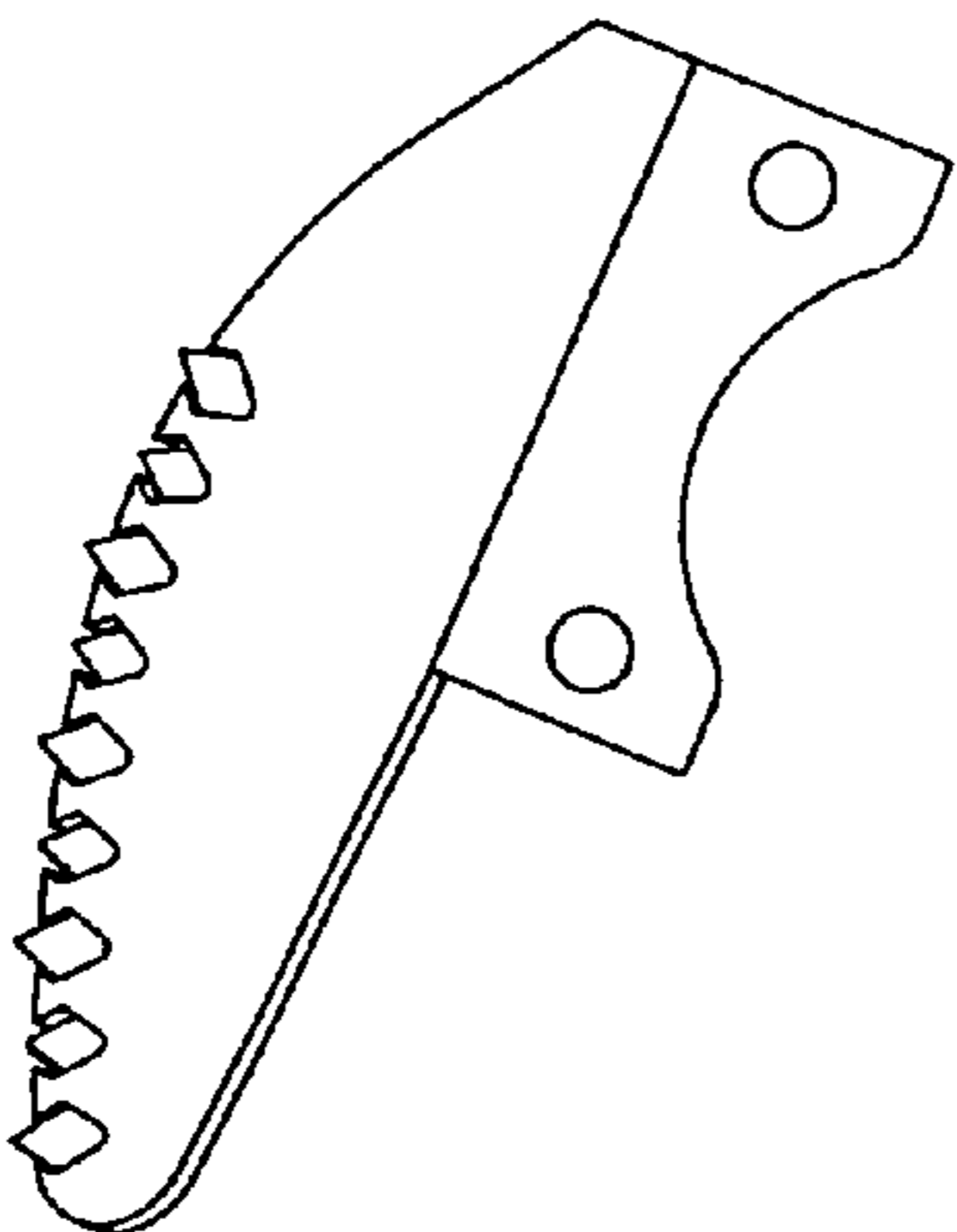


FIG. 5