

US00D639827S

(12) **United States Design Patent**
Chen et al.

(10) **Patent No.:** **US D639,827 S**
(45) **Date of Patent:** **** *Jun. 14, 2011**

(54) **BOTTOM MOUNT REFRIGERATOR**

(56)

References Cited

(75) Inventors: **Xiaojian James Chen**, Phoenix, AZ (US); **Jeffrey Michael O'Halloran**, Lindstrom, MN (US)

(73) Assignee: **Maytag Corporation**, Benton Harbor, MI (US)

(*) Notice: This patent is subject to a terminal disclaimer.

(**) Term: **14 Years**

(21) Appl. No.: **29/340,342**

(22) Filed: **Jul. 16, 2009**

U.S. PATENT DOCUMENTS

2,984,533	A	5/1961	Sundberg	
D225,377	S *	12/1972	Gammons et al.	D15/85
D271,107	S *	10/1983	Trulaske	D15/85
5,924,921	A *	7/1999	Yang	312/213
5,947,573	A	9/1999	Tovar et al.	
D467,596	S *	12/2002	Kim et al.	D15/81
6,919,795	B2 *	7/2005	Roseen	62/125
D510,367	S *	10/2005	Yamashita et al.	D15/79
D513,014	S *	12/2005	Seki	D15/81
D514,136	S *	1/2006	Becke	D15/81
D519,133	S *	4/2006	Chang	D15/81
D523,877	S *	6/2006	Resch	D15/81
D568,909	S *	5/2008	Santiago	D15/81
2004/0222725	A1 *	11/2004	Park et al.	312/405
2005/0081547	A1 *	4/2005	Avenwedde et al.	62/264

* cited by examiner

Related U.S. Application Data

(63) Continuation of application No. 11/700,006, filed on Jan. 31, 2007, now abandoned, which is a continuation of application No. 11/061,517, filed on Feb. 22, 2005, now Pat. No. 7,490,915, which is a continuation of application No. 10/385,609, filed on Mar. 12, 2003, now Pat. No. 6,880,903.

(51) **LOC (9) Cl.** **15-07**

(52) **U.S. Cl.** **D15/81**

(58) **Field of Classification Search** D15/79, D15/81, 85, 86, 87, 88; D6/470; 62/3.6, 62/125, 126, 246, 264; 312/104, 114, 116, 312/213, 236, 400-408

See application file for complete search history.

Primary Examiner — Shanda C Hill

(57)

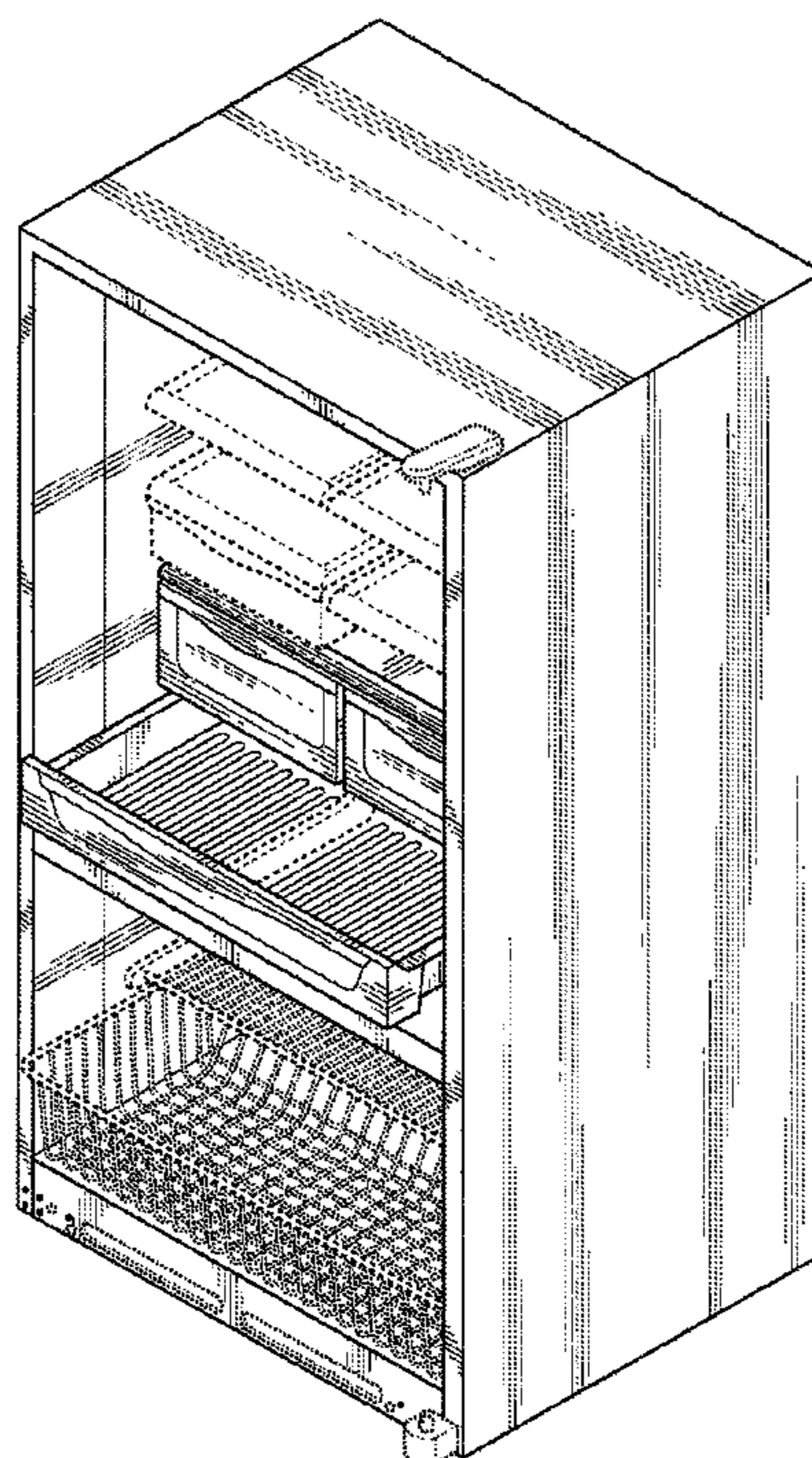
CLAIM

The ornamental design for a bottom mount refrigerator, as shown and described.

DESCRIPTION

FIG. 1 is a top, right perspective view of a bottom mount refrigerator showing our new design; and, FIG. 2 is a front elevational view thereof. The broken lines shown in the drawings disclosure are for illustrative purposes only and form no part of the claimed design.

1 Claim, 2 Drawing Sheets



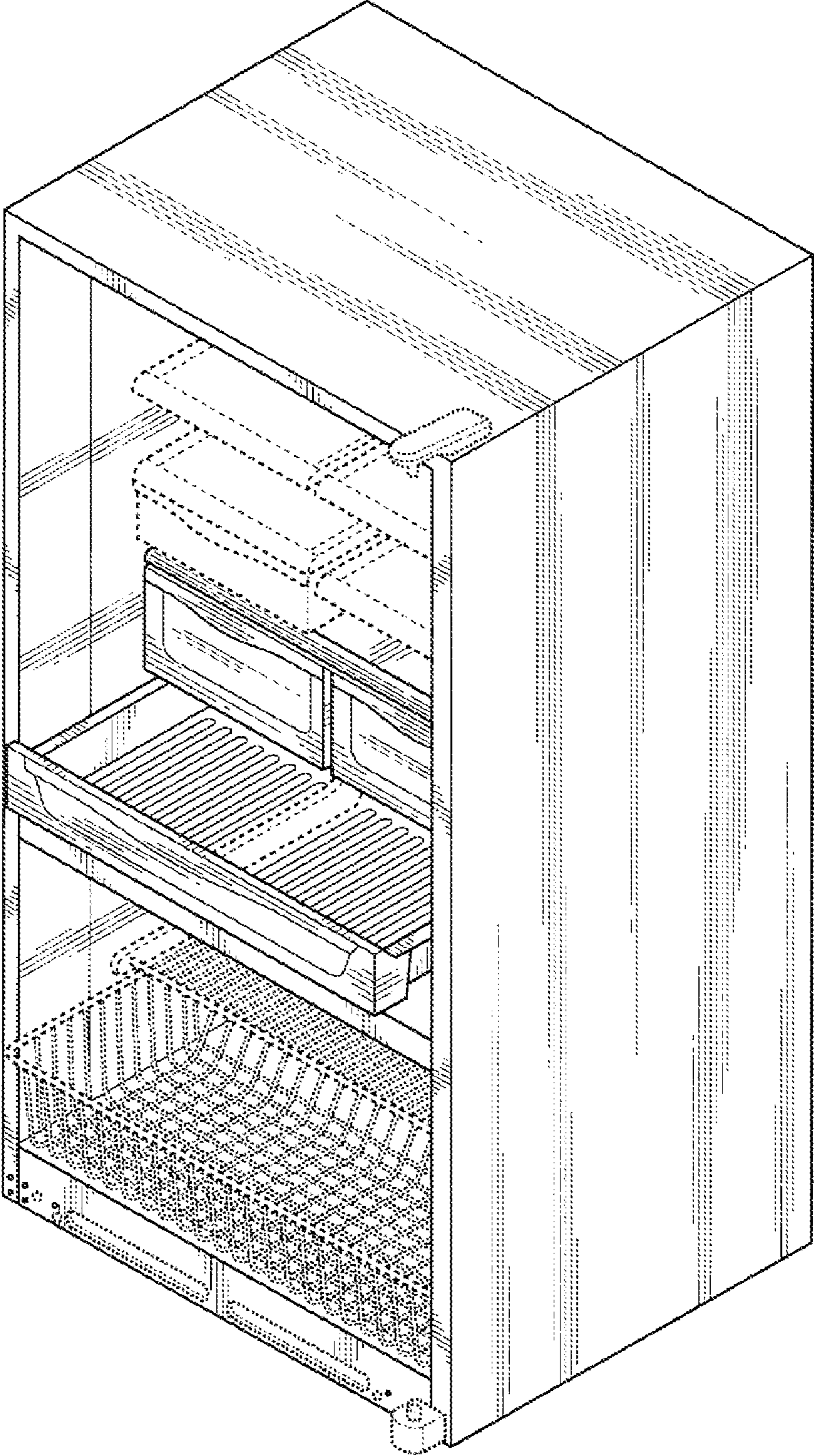


FIG. 1

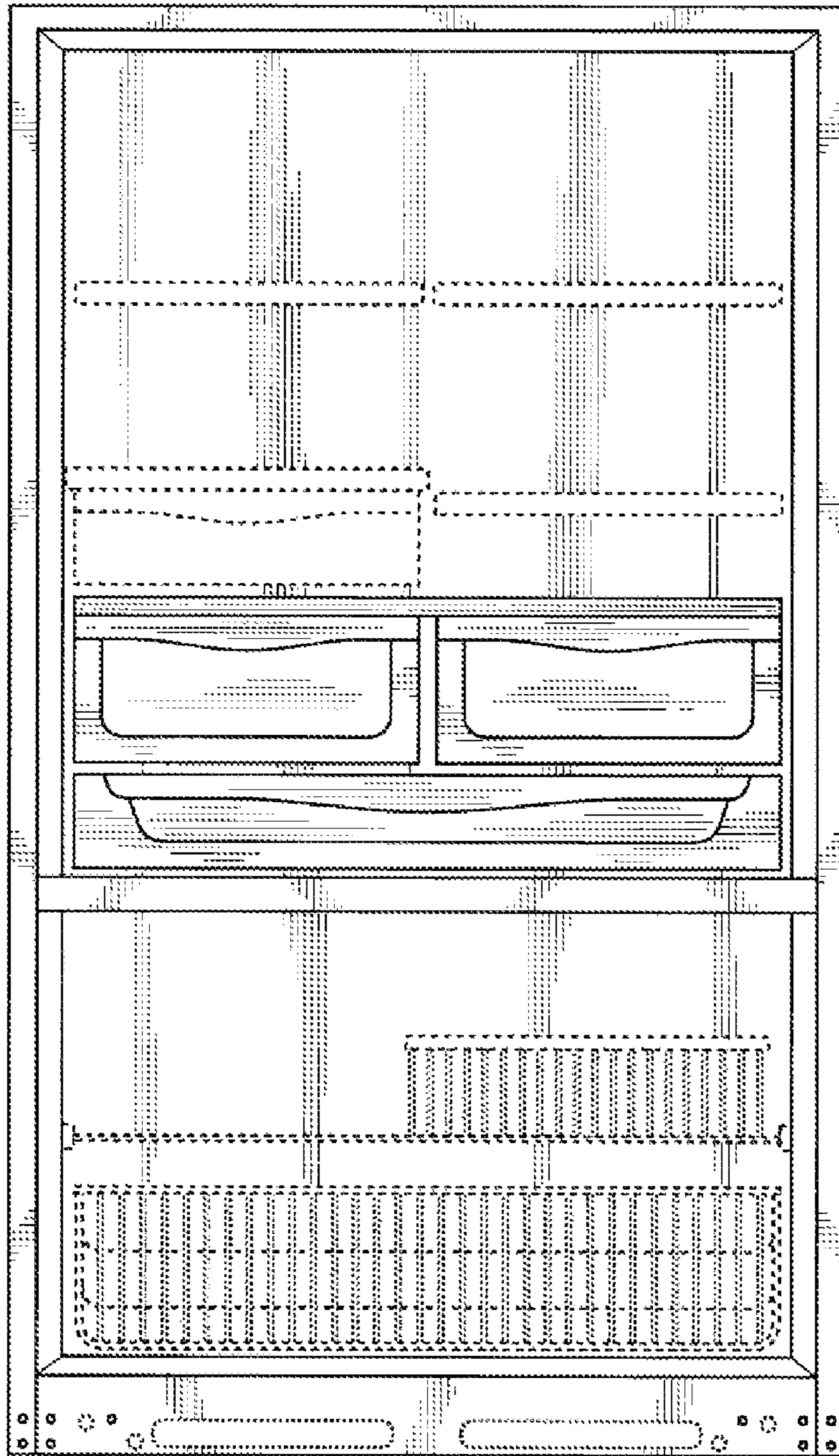


FIG. 2