



US00D639824S

(12) **United States Design Patent**
Usami et al.

(10) **Patent No.:** **US D639,824 S**

(45) **Date of Patent:** **** Jun. 14, 2011**

(54) **DIGITAL VIDEO DISK PLAYER WITH
AMPLIFIER**

(75) Inventors: **Seiji Usami**, Osaka (JP); **Noriaki Itai**,
Osaka (JP); **Akihiko Hotta**, Osaka (JP)

(73) Assignee: **Sharp Kabushiki Kaisha**, Osaka (JP)

(**) Term: **14 Years**

(21) Appl. No.: **29/347,826**

(22) Filed: **Jun. 17, 2010**

(30) **Foreign Application Priority Data**

Dec. 18, 2009 (JP) 2009-029420

(51) **LOC (9) Cl.** **14-01**

(52) **U.S. Cl.** **D14/505; D14/168**

(58) **Field of Classification Search** D14/496,
D14/498-505, 132, 137, 157, 168, 188, 192,
D14/197-198, 257-258; 360/99.02, 99.07;
369/75.11, 75.21, 77.11, 77.21; 720/601,
720/612, 619, 649, 655; 455/344, 347-351;
D10/65; 345/156

See application file for complete search history.

(56) **References Cited**

U.S. PATENT DOCUMENTS

D520,973 S * 5/2006 Kwon et al. D14/506
D538,255 S * 3/2007 Matsuoka D14/506
D571,782 S * 6/2008 Moldauer et al. D14/198

* cited by examiner

Primary Examiner — Nanda Bondade

(74) *Attorney, Agent, or Firm* — Nixon & Vanderhye, PC

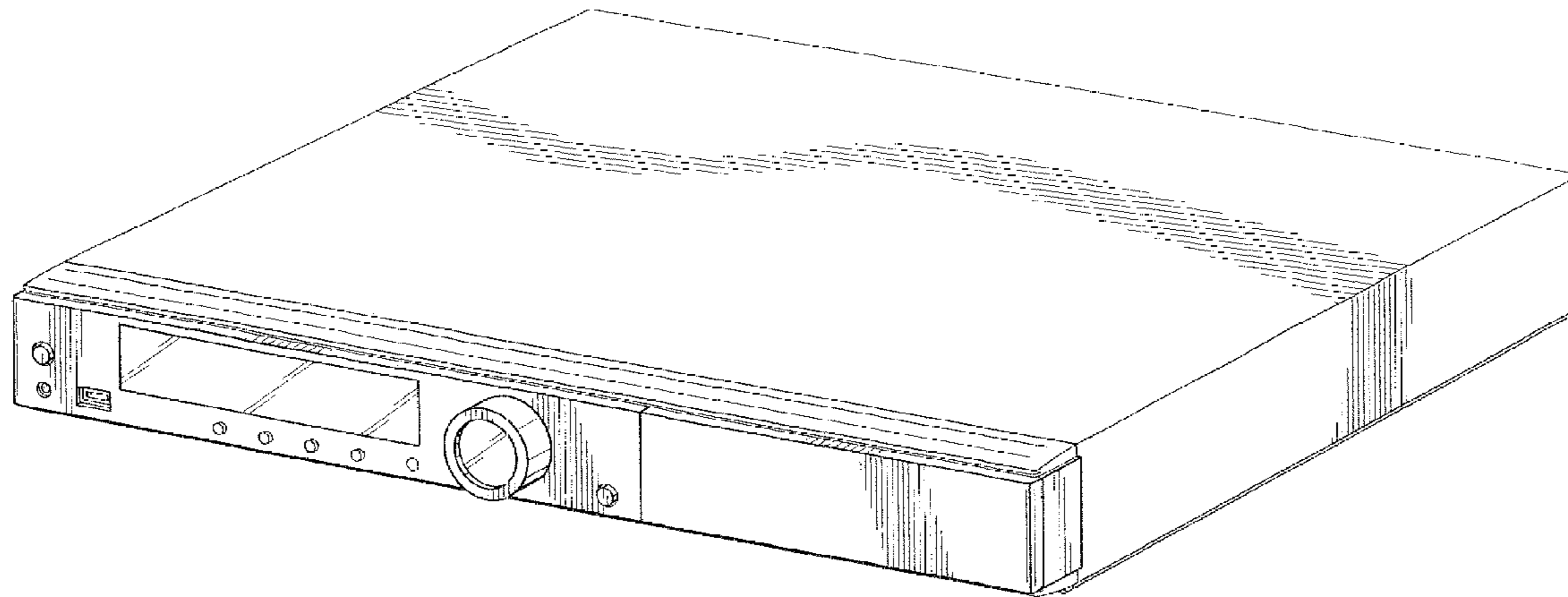
(57) **CLAIM**

The ornamental design for “digital video disk player with amplifier,” as shown and described.

DESCRIPTION

FIG. 1 is a front top right perspective view of a digital video disk player with amplifier in accordance with our new design; FIG. 2 is a front elevation view thereof; FIG. 3 is a rear elevation view thereof; FIG. 4 is a top plan view thereof; FIG. 5 is a bottom plan view thereof; FIG. 6 is a right side elevation view thereof; FIG. 7 is a left side elevation view thereof; and, FIG. 8 is a front top right perspective view similar to FIG. 1 but with a tray in an open position. The broken line showing on the drawing disclosure is for illustrative purposes only and forms no part of the claimed design.

1 Claim, 6 Drawing Sheets



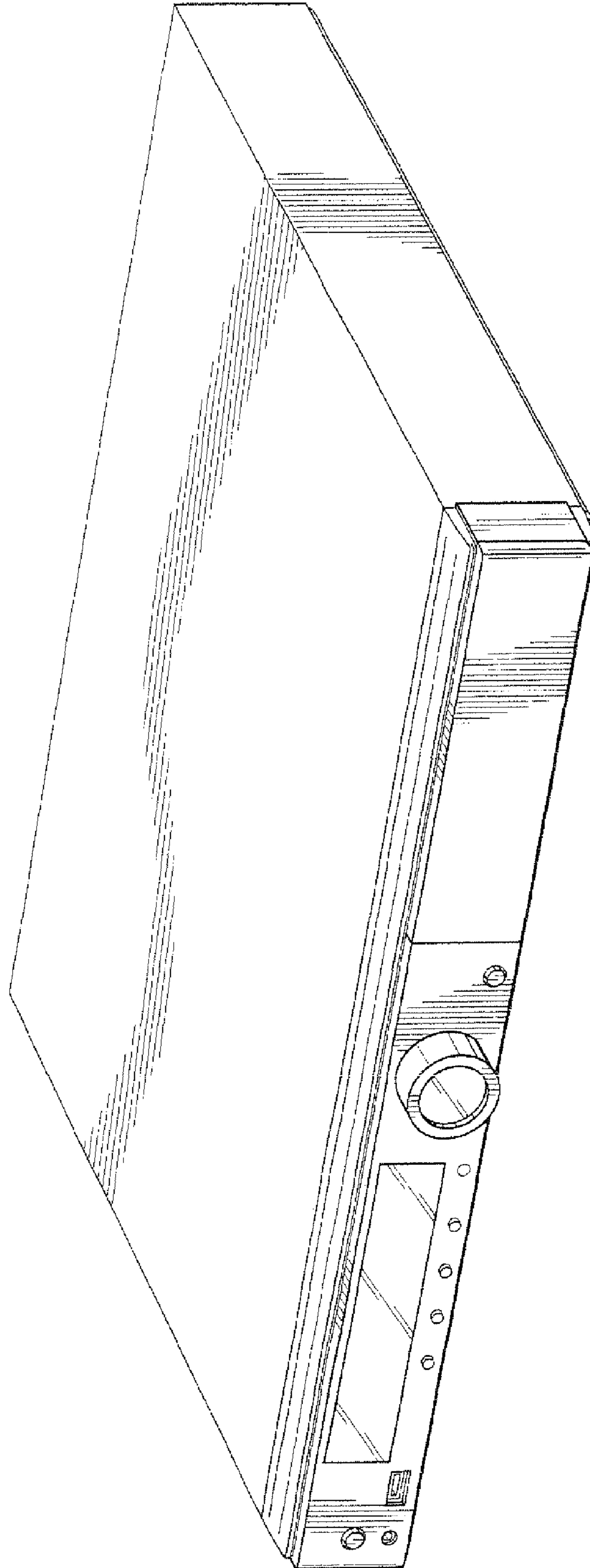


FIG. 1

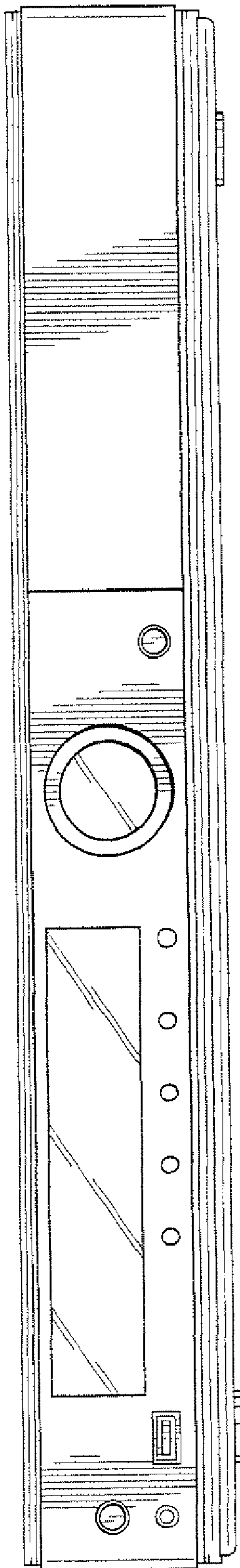


FIG. 2




FIG. 3

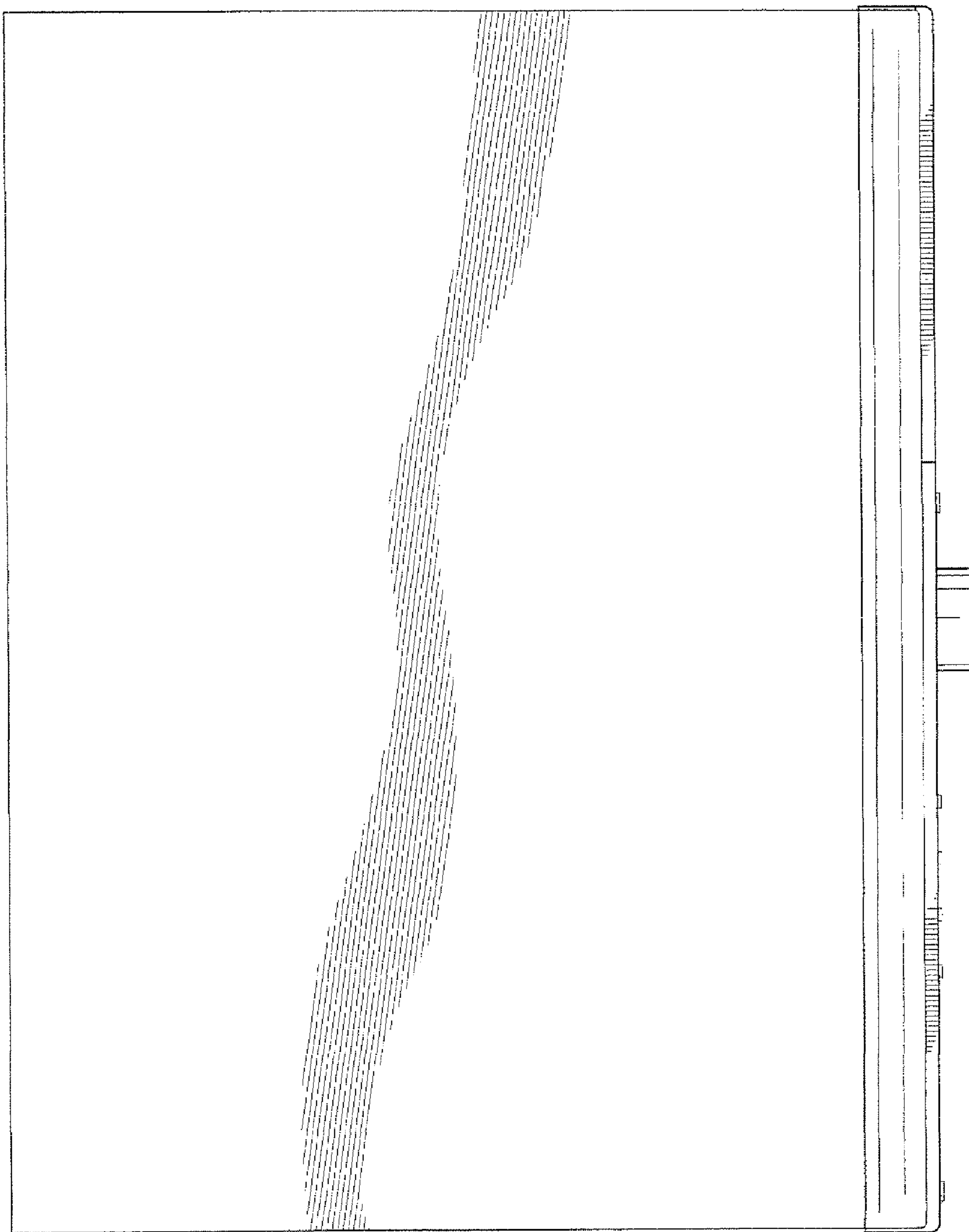
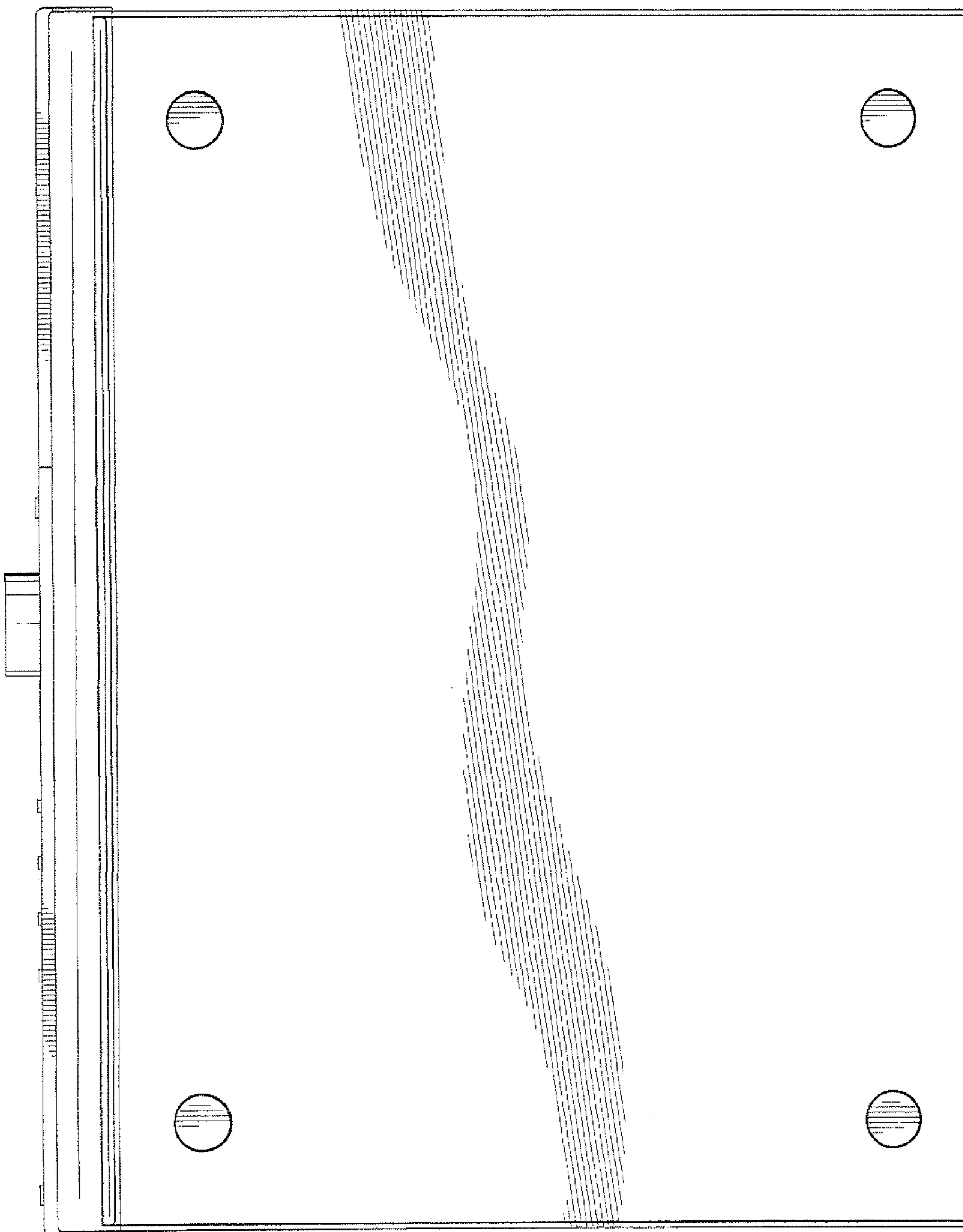


FIG. 4

FIG. 5






FIG. 6




FIG. 7

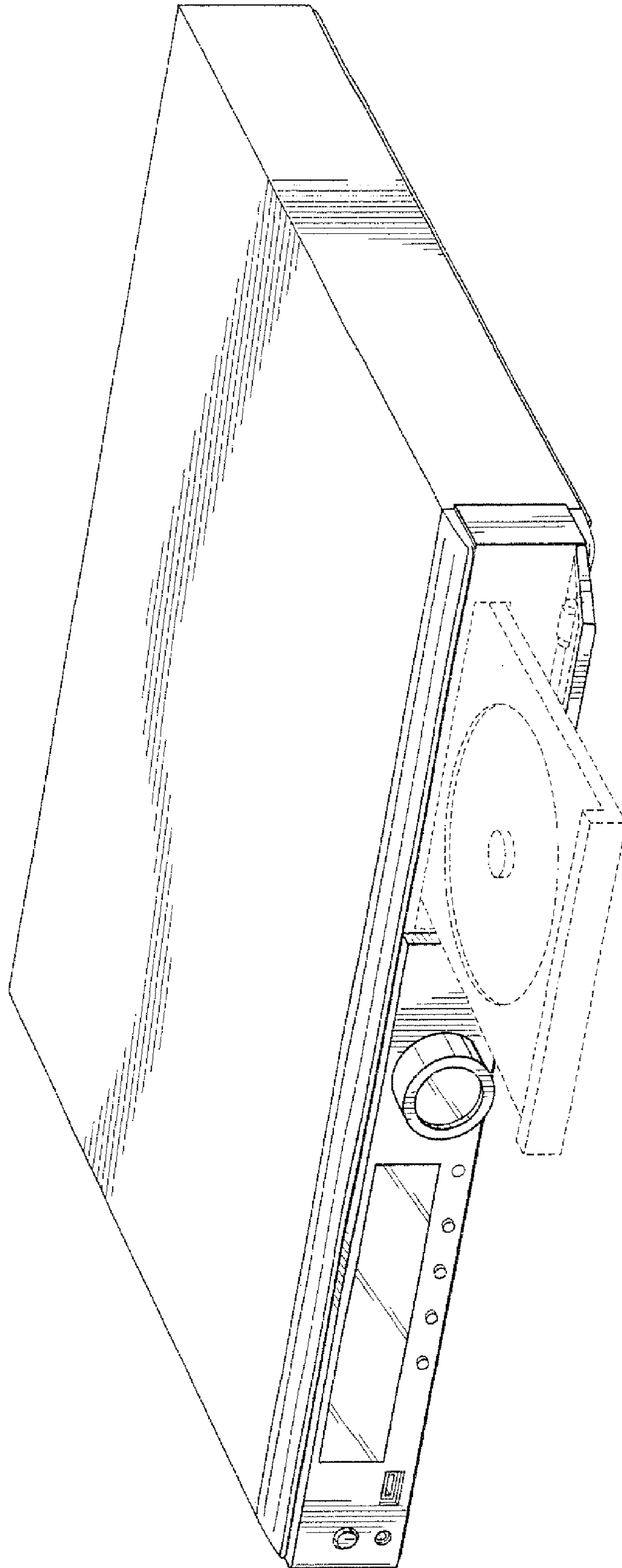


FIG. 8