



US00D639817S

(12) **United States Design Patent**  
**Woods et al.**

(10) **Patent No.:** **US D639,817 S**  
(45) **Date of Patent:** **\*\* Jun. 14, 2011**

(54) **GRAPHICAL USER INTERFACE FOR A DISPLAY SCREEN OR PORTION THEREOF**

(75) Inventors: **Brian Woods**, Hendersonville, NC (US);  
**Darren Blum**, Foster City, CA (US);  
**Paul Casson**, Boynton Beach, FL (US);  
**Igor Vavrovsky**, Oakland Park, FL (US);  
**Marty McKinney**, Venice, CA (US)

(73) Assignee: **OpenPeak Inc.**, Boca Raton, FL (US)

(\*\*) Term: **14 Years**

(21) Appl. No.: **29/360,704**

(22) Filed: **Apr. 29, 2010**

**Related U.S. Application Data**

(62) Division of application No. 29/319,932, filed on Jun. 17, 2008, now Pat. No. Des. 618,696.

(51) **LOC (9) Cl.** ..... **14-04**

(52) **U.S. Cl.** ..... **D14/486**

(58) **Field of Classification Search** ..... D14/485-95;  
D18/24-33; D19/6, 52; D20/11; D21/324-33;  
715/700-867, 973-77  
See application file for complete search history.

(56) **References Cited**

**U.S. PATENT DOCUMENTS**

D467,252 S \* 12/2002 Lee ..... D14/486  
D552,118 S \* 10/2007 Jung et al. .... D14/486

D552,620 S \* 10/2007 Sato et al. .... D14/486  
D553,145 S \* 10/2007 Kim ..... D14/486  
D553,146 S \* 10/2007 Byeon et al. .... D14/486  
D555,660 S \* 11/2007 Noviello et al. .... D14/485  
D561,192 S \* 2/2008 Kochackis et al. .... D14/487  
D562,833 S \* 2/2008 Evans et al. .... D14/485  
D574,839 S \* 8/2008 Jasinski ..... D14/485  
D574,840 S \* 8/2008 Ryu et al. .... D14/486  
D576,172 S \* 9/2008 Kim ..... D14/486  
D577,036 S \* 9/2008 Noviello et al. .... D14/486  
D586,357 S \* 2/2009 Jasinski ..... D14/486  
D587,276 S \* 2/2009 Noviello et al. .... D14/485  
D587,725 S \* 3/2009 Krieter et al. .... D14/486  
D592,220 S \* 5/2009 Jasinski ..... D14/486  
D592,672 S \* 5/2009 Kwag et al. .... D14/485

\* cited by examiner

*Primary Examiner* — Melanie H Tung

(74) *Attorney, Agent, or Firm* — Fiala & Weaver P.L.L.C.,

(57) **CLAIM**

The ornamental design for a graphical user interface for a display screen or a portion thereof, as shown and described.

**DESCRIPTION**

FIG. 1 is a front view of a graphical user interface for a display screen or portion thereof showing our new design; FIG. 2 is a front view of a second embodiment thereof; FIG. 3 is a front view of a third embodiment thereof; and, FIG. 4 is a front view of a fourth embodiment thereof. The broken line showing of the display screen or portion thereof in the figures is not part of the claimed design.

**1 Claim, 2 Drawing Sheets**

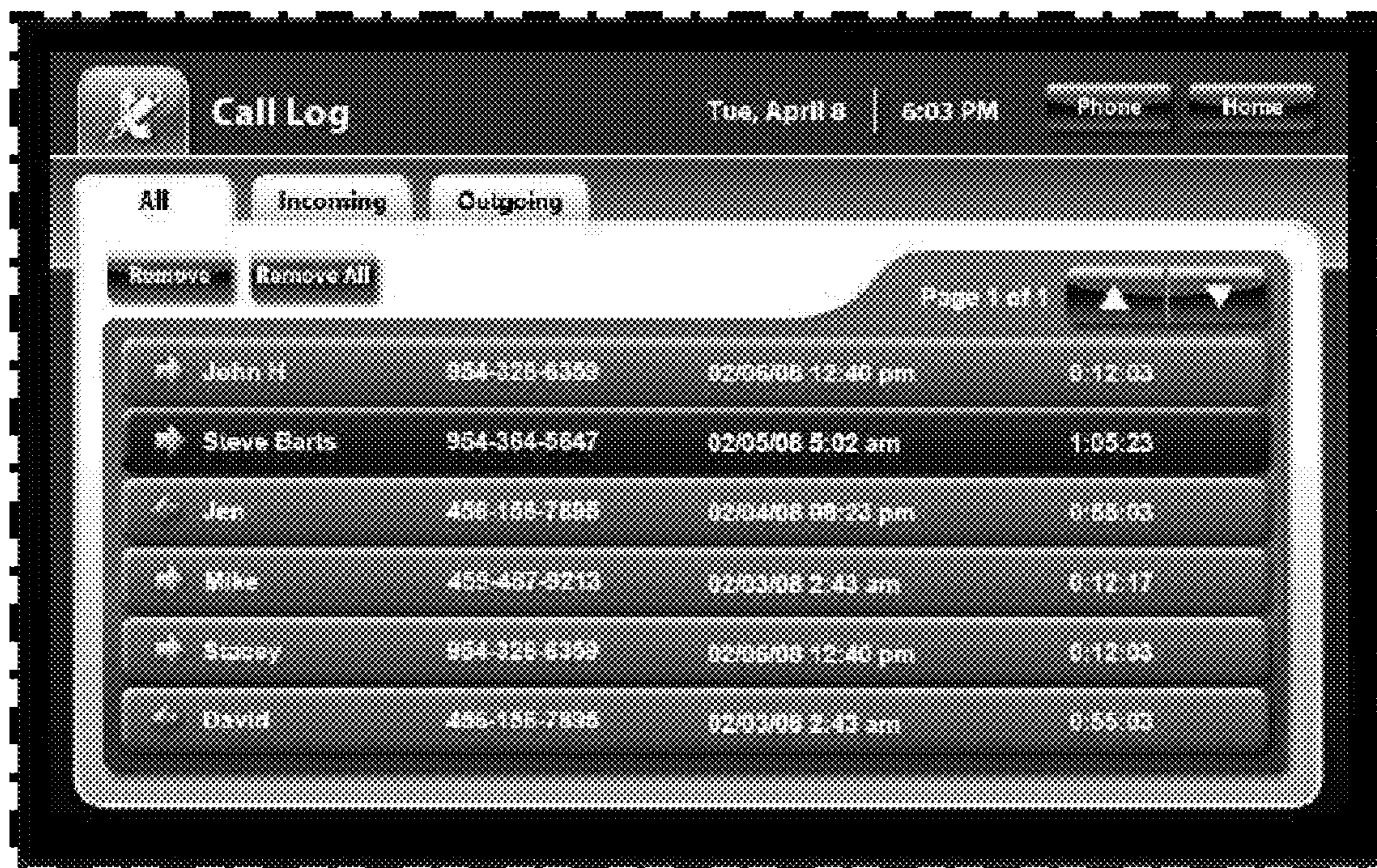




FIG. 1

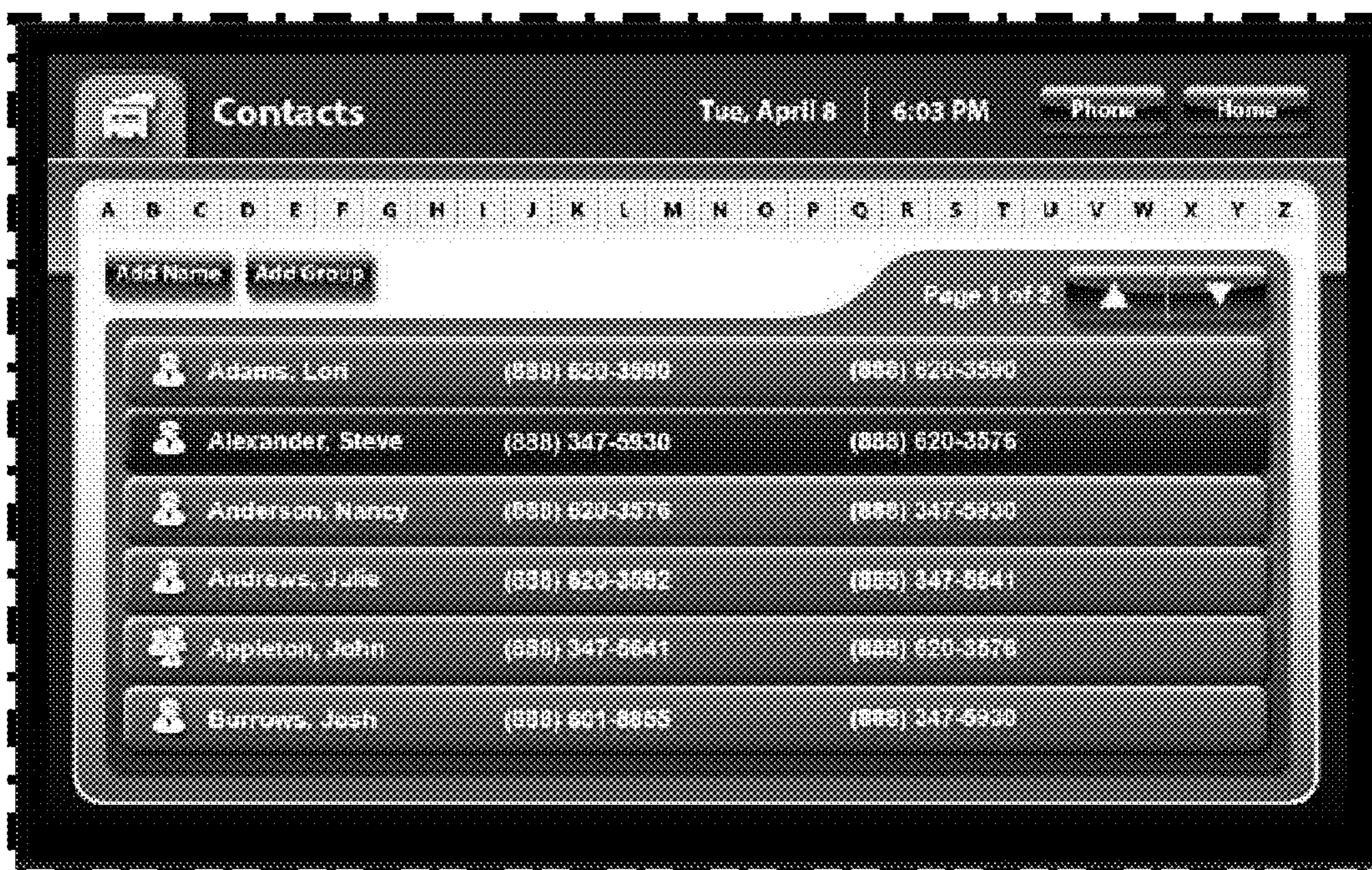


FIG. 2

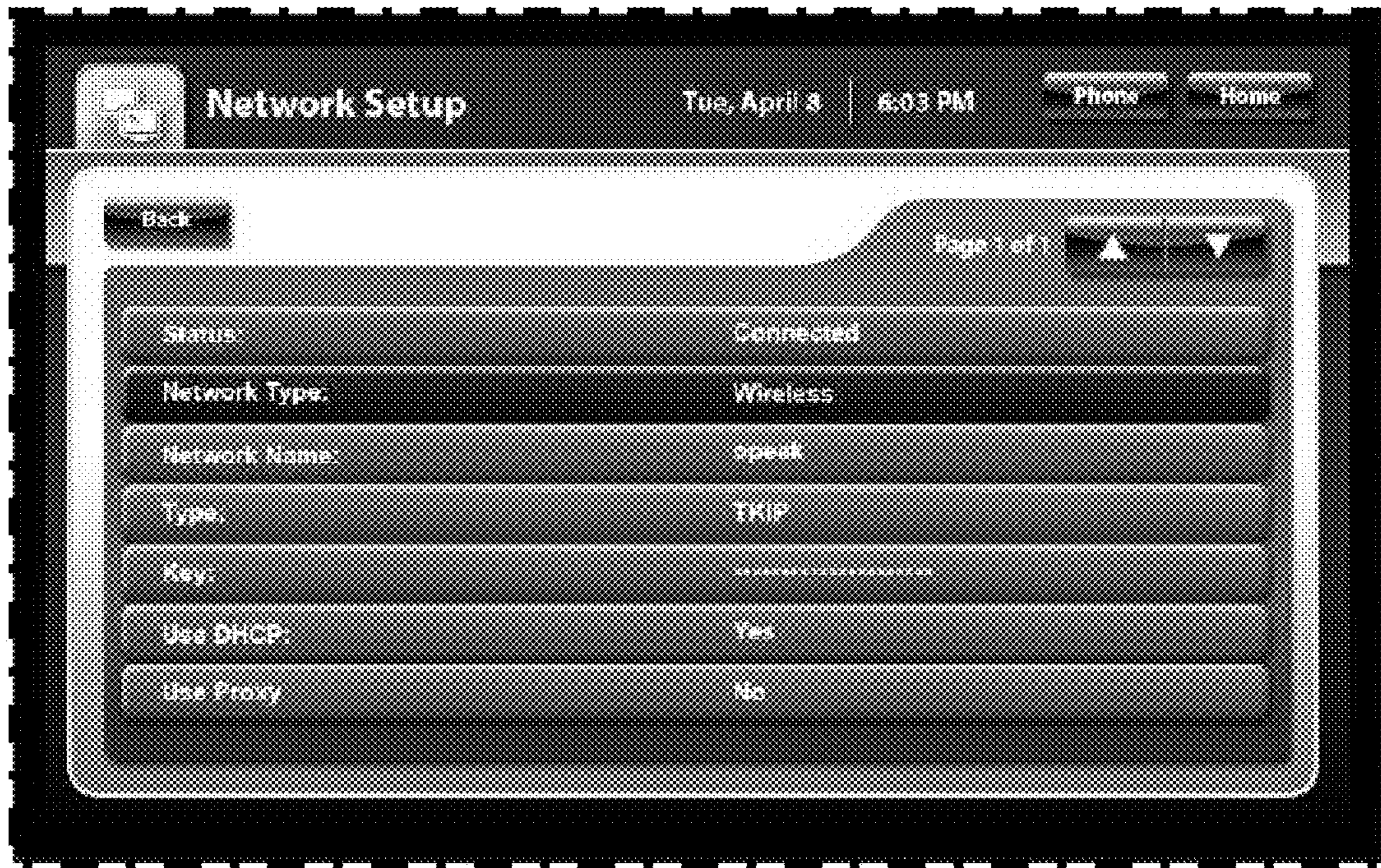


FIG. 3

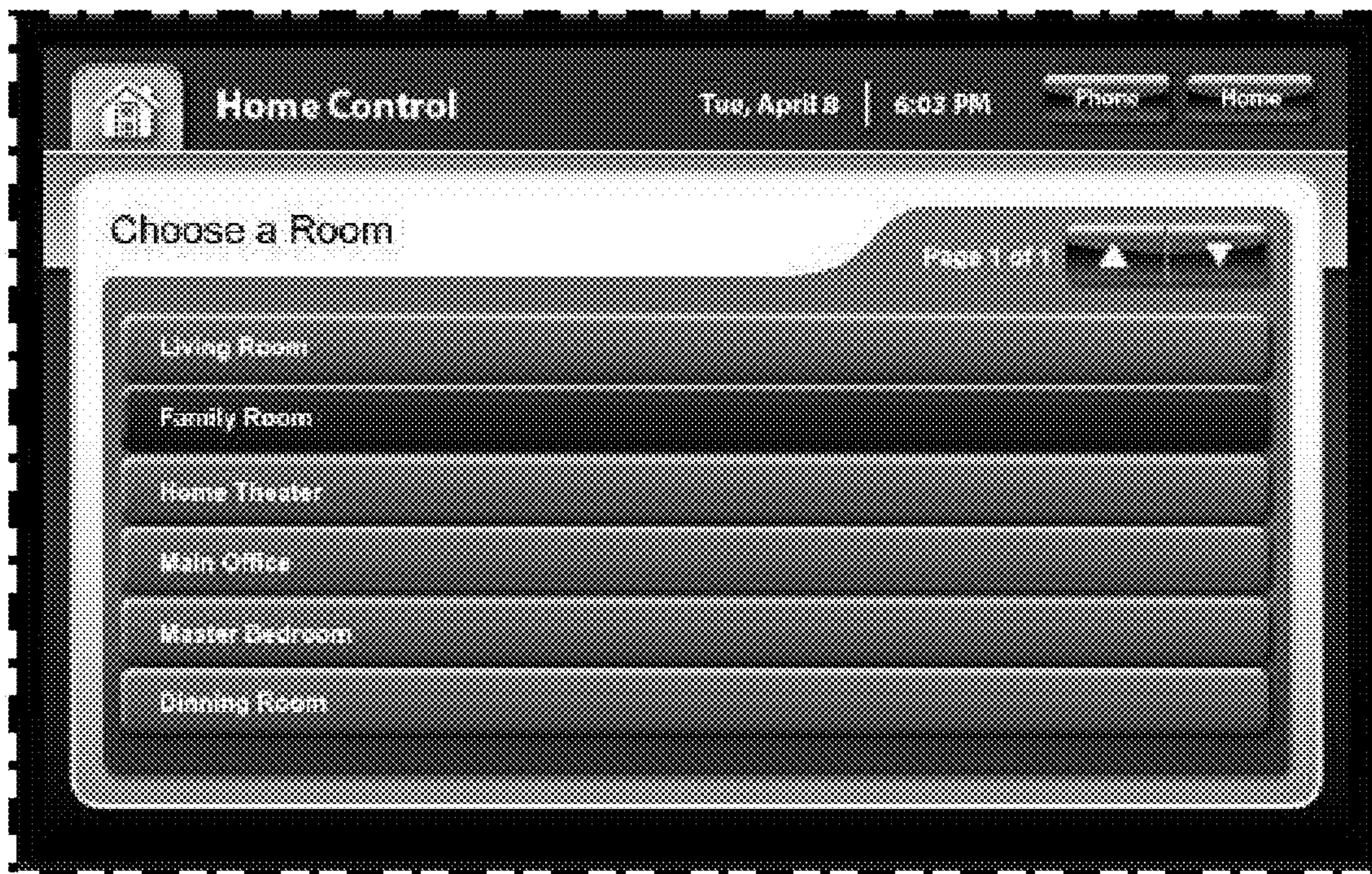


FIG. 4