



US00D639813S

(12) **United States Design Patent**  
**Kuroda et al.**

(10) **Patent No.:** **US D639,813 S**  
(45) **Date of Patent:** **\*\* Jun. 14, 2011**

(54) **CRADLE FOR COMPUTER**

(75) Inventors: **Hiroyuki Kuroda**, Ishikawa (JP); **Shuji Hashimoto**, Ishikawa (JP)

(73) Assignee: **PFU Limited**, Kahoku-shi (JP)

(\*\*) Term: **14 Years**

(21) Appl. No.: **29/361,626**

(22) Filed: **May 13, 2010**

(30) **Foreign Application Priority Data**

Nov. 17, 2009 (JP) ..... 2009-026842

(51) **LOC (9) Cl.** ..... **08-07**

(52) **U.S. Cl.** ..... **D14/447**

(58) **Field of Classification Search** ..... D14/447,  
D14/451, 432, 439, 217, 251, 253, 250; D13/107,  
D13/108; D3/218, 269; 379/454, 455; 361/679.03;  
248/917, 918, 919, 920, 921, 922, 923, 924  
See application file for complete search history.

(56) **References Cited**

**U.S. PATENT DOCUMENTS**

D369,465 S *	5/1996	Scheid et al.	.....	D3/218
D412,162 S *	7/1999	Tal et al.	.....	D14/447
D420,989 S *	2/2000	Sandhu et al.	.....	D14/447
D465,532 S *	11/2002	Hussaini et al.	.....	D21/333

D477,604 S *	7/2003	Lin	.....	D14/434
D523,847 S *	6/2006	Naruki	.....	D14/224.1
D532,366 S *	11/2006	Koizumi	.....	D13/108
D552,611 S *	10/2007	Hagiwara et al.	.....	D14/434
D577,665 S *	9/2008	Kim et al.	.....	D13/107
D584,731 S *	1/2009	Montgomery et al.	.....	D14/434
D590,404 S *	4/2009	Kim et al.	.....	D14/447
D595,722 S *	7/2009	Miyawaki	.....	D14/447
D596,162 S *	7/2009	Selvaraj et al.	.....	D14/217
D598,453 S *	8/2009	Solomon et al.	.....	D14/434
D599,801 S *	9/2009	Skaf et al.	.....	D14/434
D610,985 S *	3/2010	Fahrendorff	.....	D13/108

\* cited by examiner

*Primary Examiner* — Angela J Lee

(74) *Attorney, Agent, or Firm* — RatnerPrestia

(57) **CLAIM**

The ornamental design for a cradle for computer, as shown and described.

**DESCRIPTION**

FIG. 1 is a perspective view of a cradle for computer showing our new design;

FIG. 2 is a front view thereof;

FIG. 3 is a right side view thereof;

FIG. 4 is a left side view thereof; and,

FIG. 5 is a top plan view thereof.

The broken lines are environmental only and form no part of the claimed design.

**1 Claim, 3 Drawing Sheets**

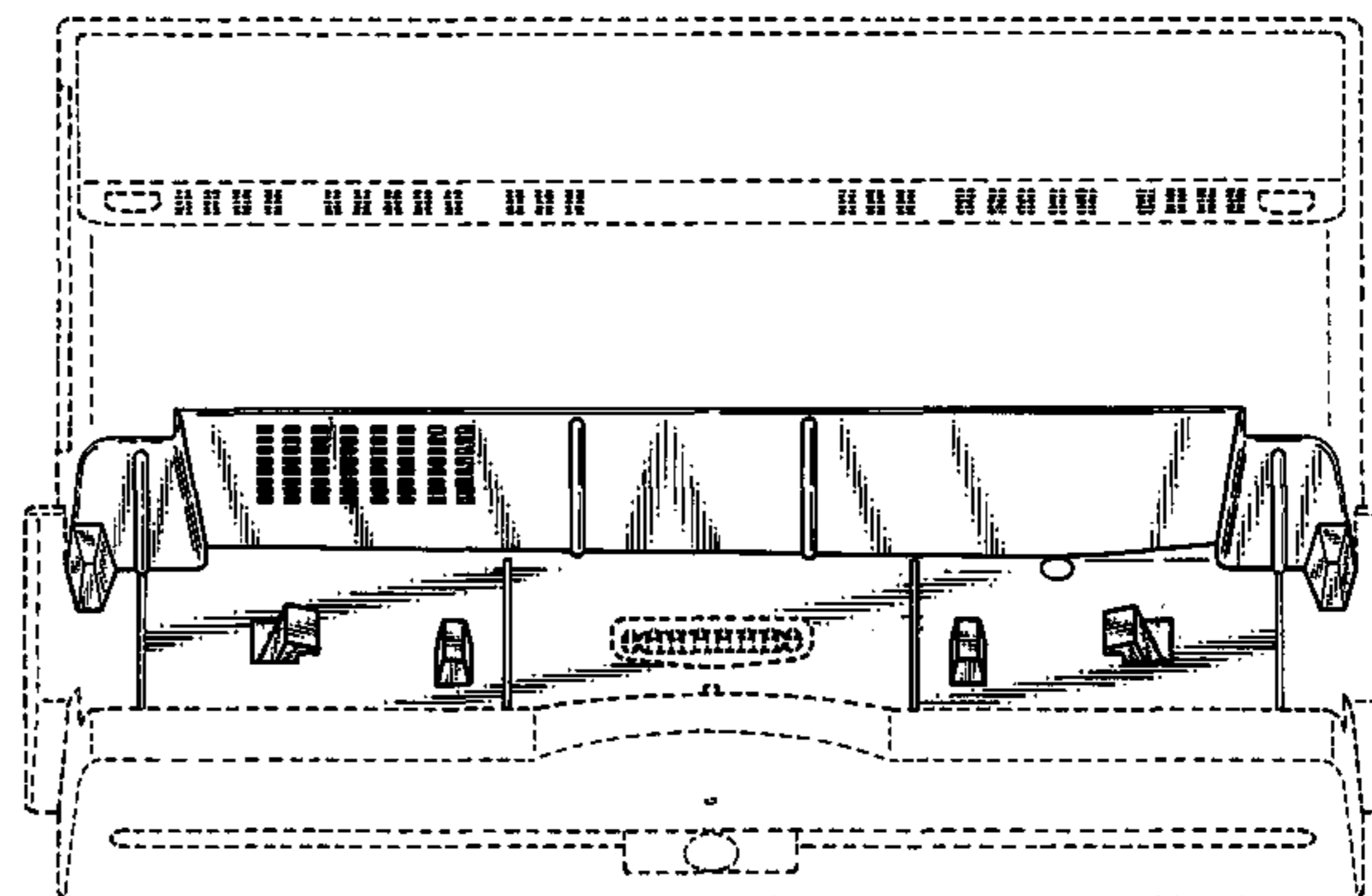
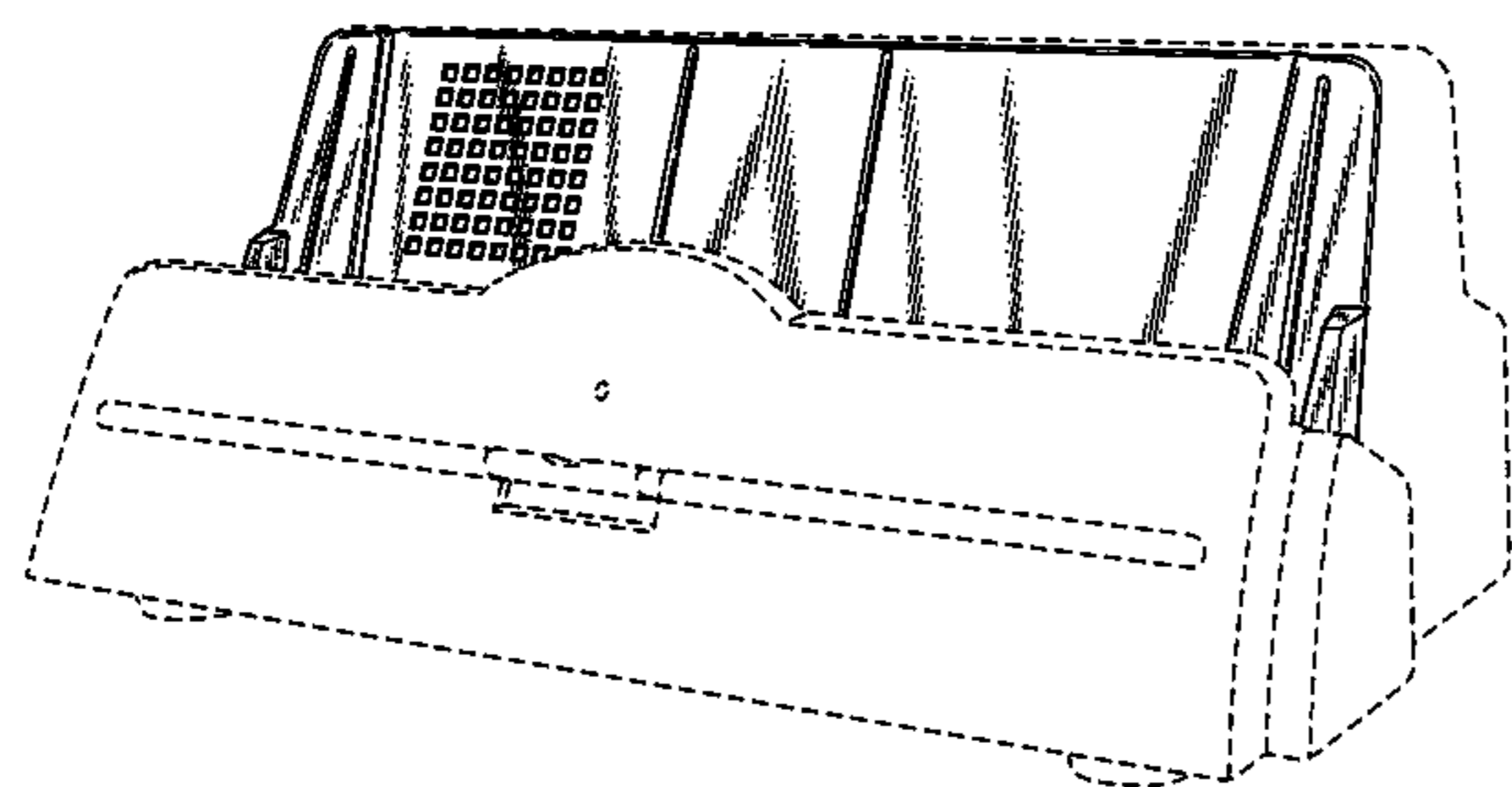


Fig.1

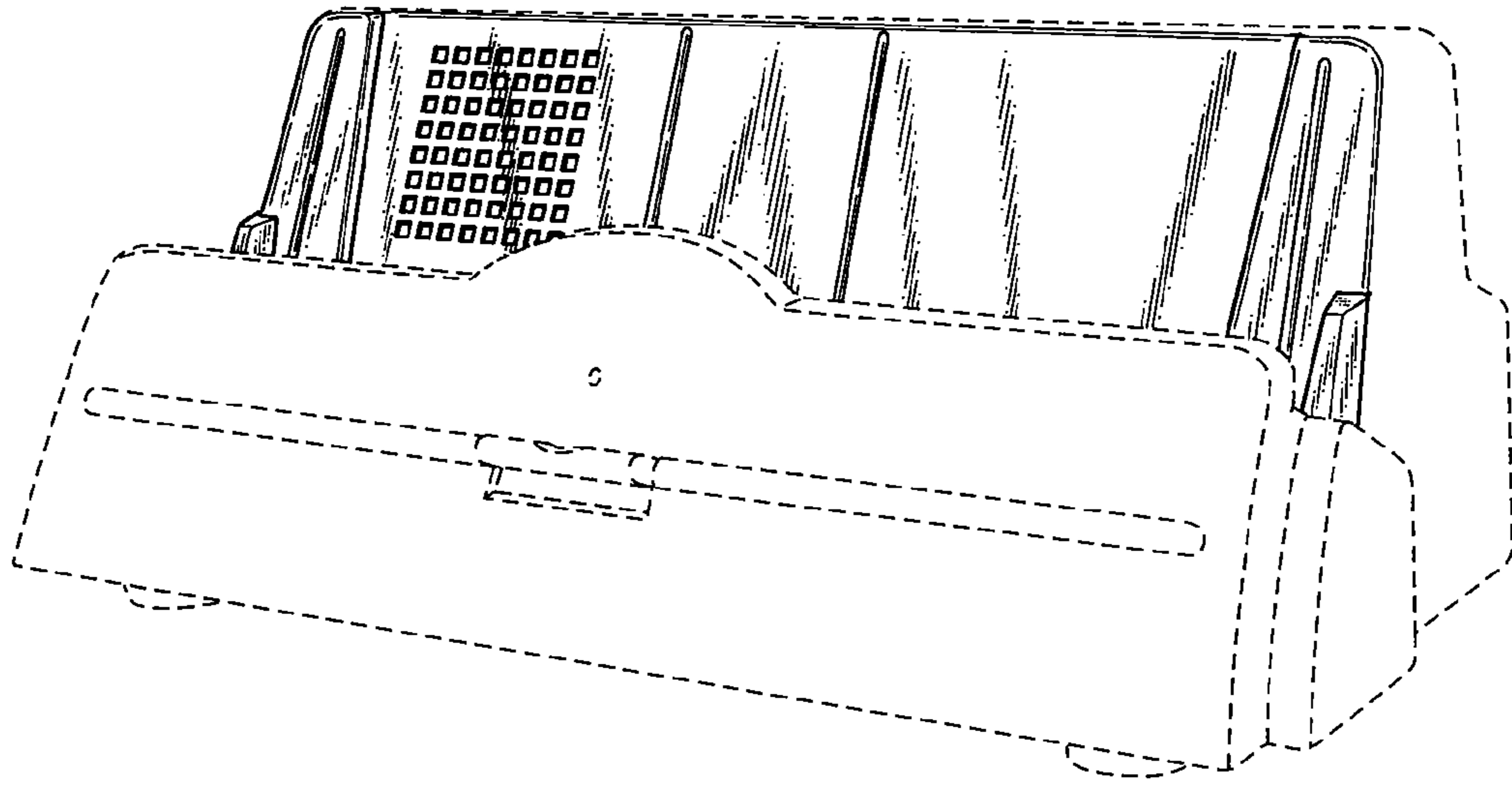


Fig.2

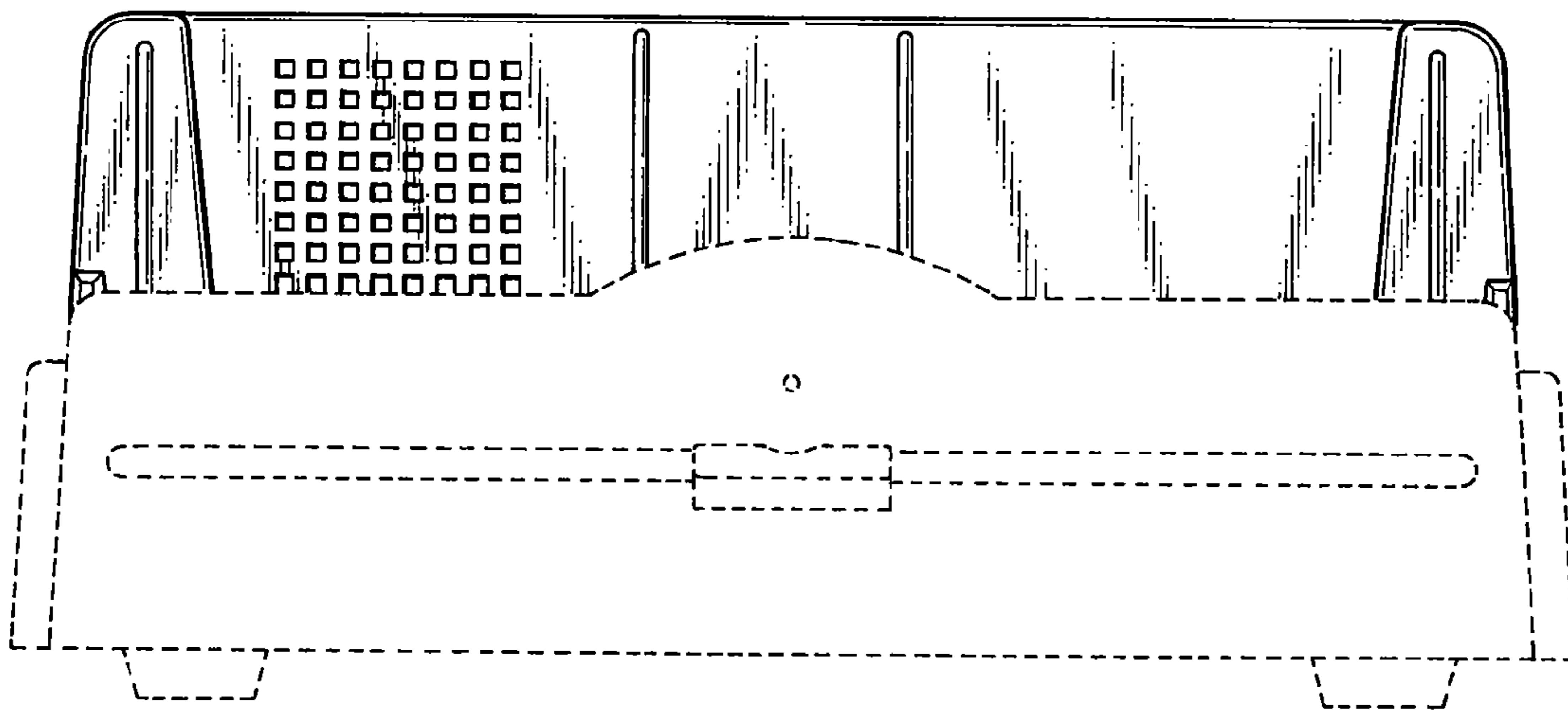


Fig.3

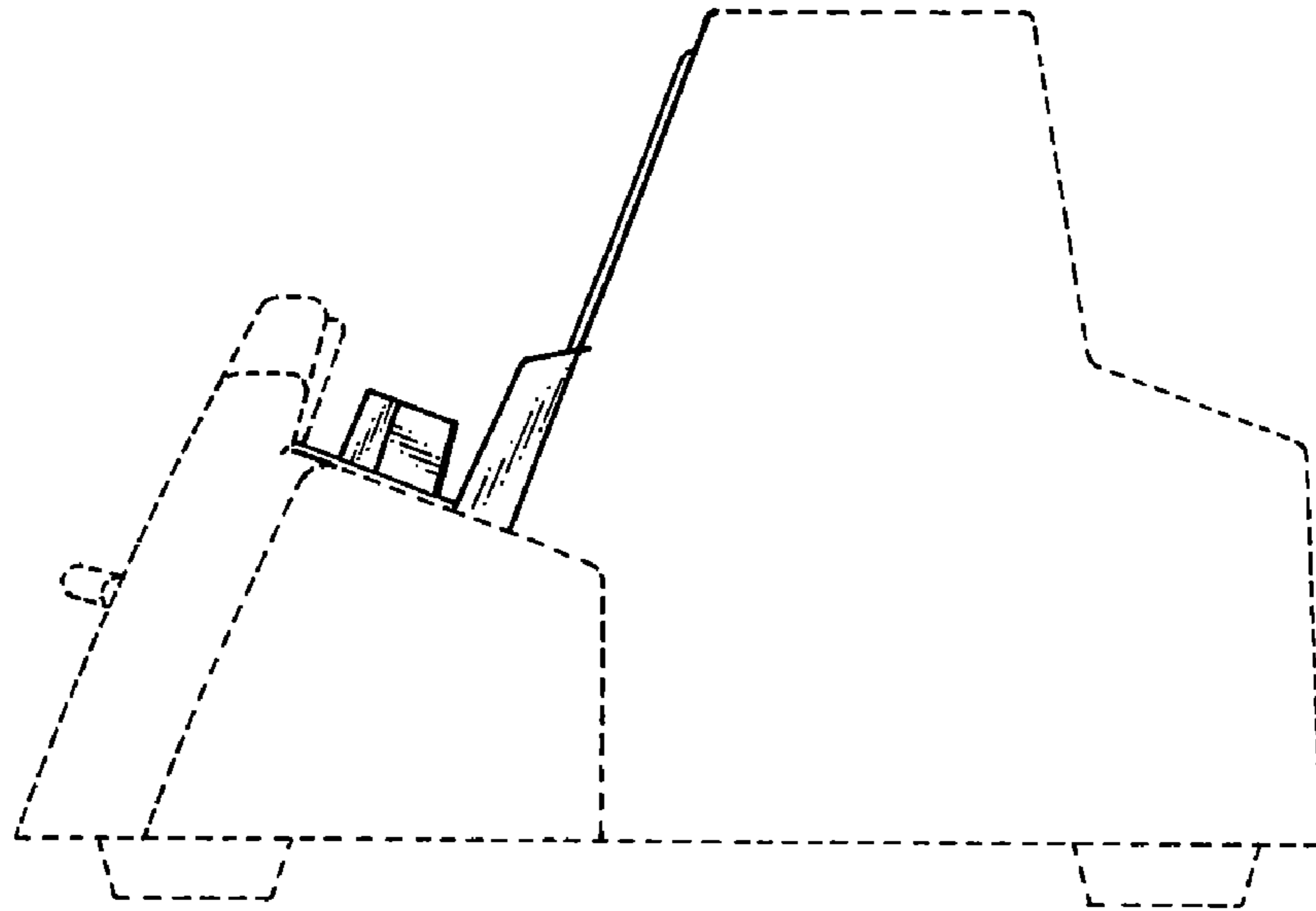


Fig.4

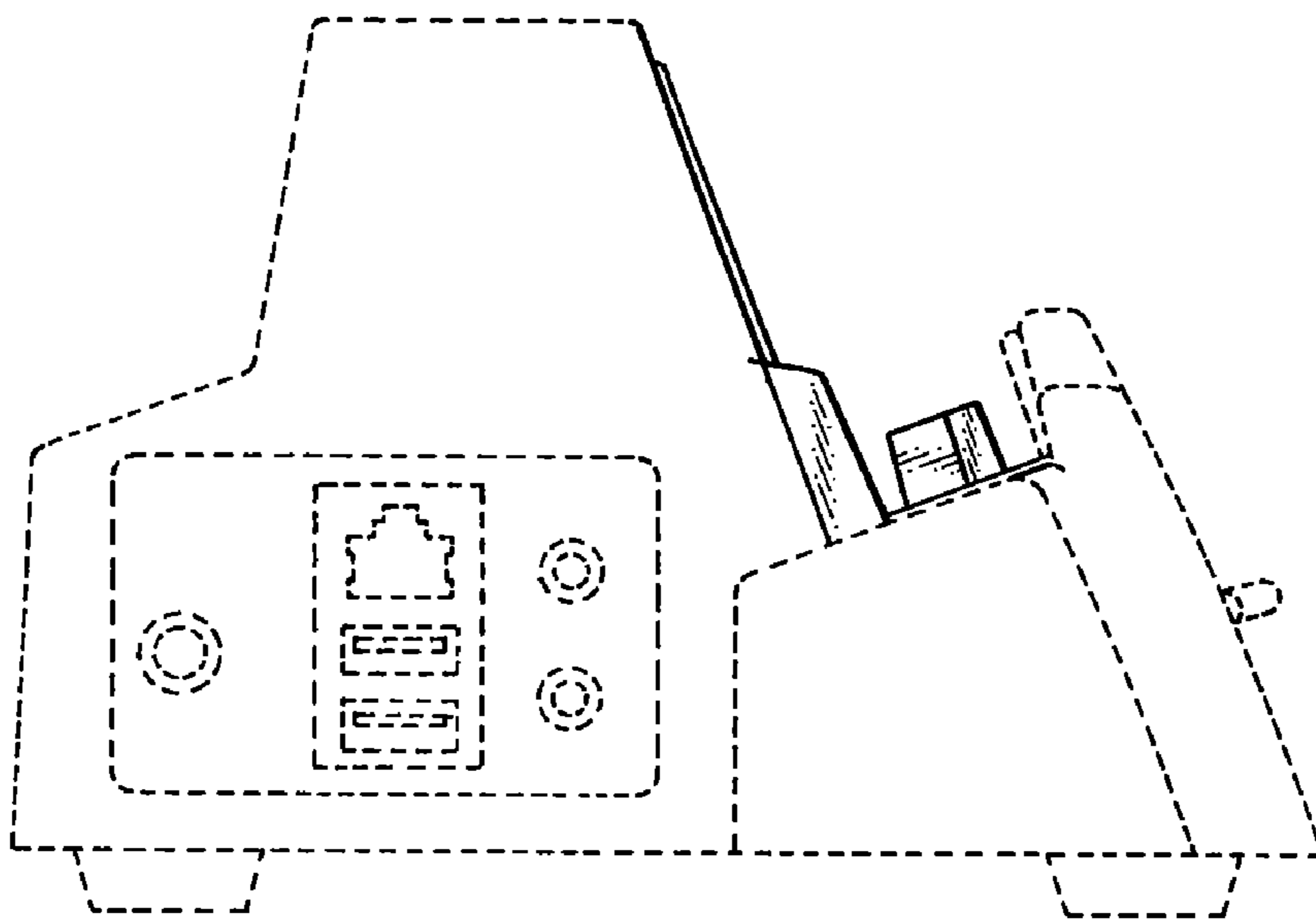


Fig. 5

