

US00D639806S

(12) **United States Design Patent**
Lee et al.

(10) **Patent No.:** **US D639,806 S**
(45) **Date of Patent:** **** Jun. 14, 2011**

(54) **ELECTRONIC BOOK**

(75) Inventors: **Kun Woo Lee**, Gyeonggi-do (KR); **Joon Hyung Kim**, Gyeonggi-do (KR)

(73) Assignee: **LG Electronics Inc.**, Seoul (KR)

(**) Term: **14 Years**

(21) Appl. No.: **29/369,492**

(22) Filed: **Sep. 9, 2010**

(30) **Foreign Application Priority Data**

Mar. 9, 2010 (KR) 30-2010-0010091

(51) **LOC (9) Cl.** **14-02**

(52) **U.S. Cl.** **D14/345**

(58) **Field of Classification Search** D14/341-347,
D14/137, 138, 138.1, 138 AA, 138 R, 138 AB,
D14/138 C, 138 G, 496, 203.1, 203.3, 203.4,
D14/203.7, 426, 427, 428, 429, 130, 420,
D14/439-441, 448, 125, 147, 156, 218, 389,
D14/336, 315, 432, 129, 247-248, 250, 388;
D10/65, 104; D21/324, 329, 330; D19/60;
345/169, 901, 905, 156, 173; 348/169; 361/804;
341/22, 23; 379/433.04, 433.07, 433.11,
379/916, 433.01, 433.06; D18/6, 7; 455/556.1,
455/556.2, 566, 575.1, 575.3, 575.4, 90.3
See application file for complete search history.

(56) **References Cited**

U.S. PATENT DOCUMENTS

D391,987 S * 3/1998 Jambhekar et al. D14/345
D449,606 S * 10/2001 Lee et al. D14/345

D517,545 S * 3/2006 Buckel et al. D14/345
D580,432 S * 11/2008 Yun et al. D14/345
D584,726 S * 1/2009 Morita D14/341
D588,126 S * 3/2009 Chiang et al. D14/345
D615,538 S * 5/2010 Huang et al. D14/315
D618,683 S * 6/2010 Wilson et al. D14/371
D622,273 S * 8/2010 Hayton et al. D14/439
D624,517 S * 9/2010 Lee et al. D14/138 AB
D624,520 S * 9/2010 Nishikawa D14/138 AB
D626,124 S * 10/2010 Chyan et al. D14/341
D631,043 S * 1/2011 Kell D14/341

* cited by examiner

Primary Examiner — Cathron C Brooks

Assistant Examiner — Barbara Fox

(74) *Attorney, Agent, or Firm* — Morgan, Lewis & Bockius LLP

(57) **CLAIM**

The ornamental design for a electronic book, as shown and described.

DESCRIPTION

FIG. 1 is a perspective view of a electronic book showing our new design;
FIG. 2 is a front view thereof;
FIG. 3 is a rear view thereof;
FIG. 4 is a left side view thereof;
FIG. 5 is a right side view thereof;
FIG. 6 is a top plan view thereof;
FIG. 7 is a bottom plan view thereof; and,
FIG. 8 is a perspective view illustrating an opened state thereof.

1 Claim, 8 Drawing Sheets

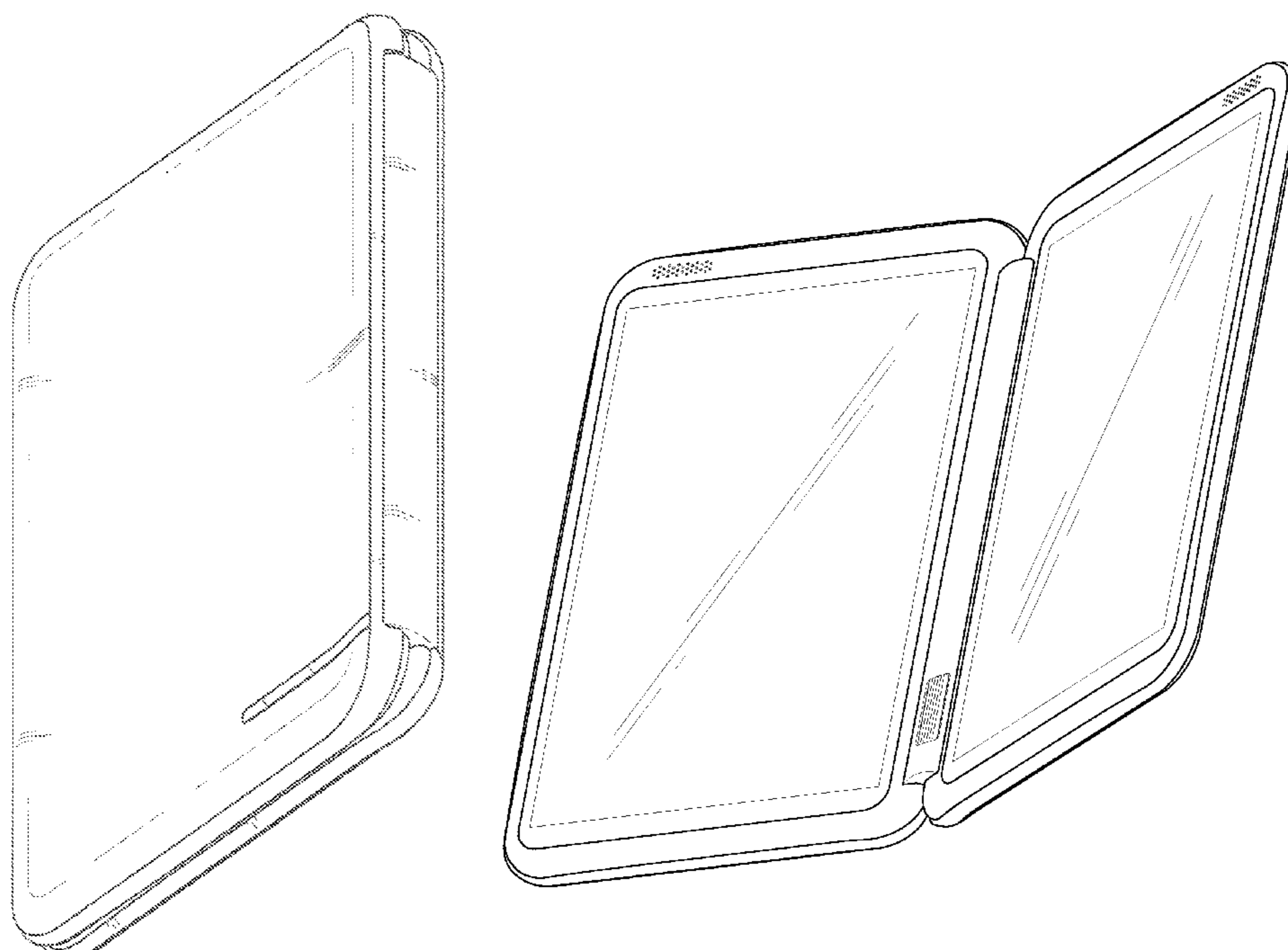


FIG. 1

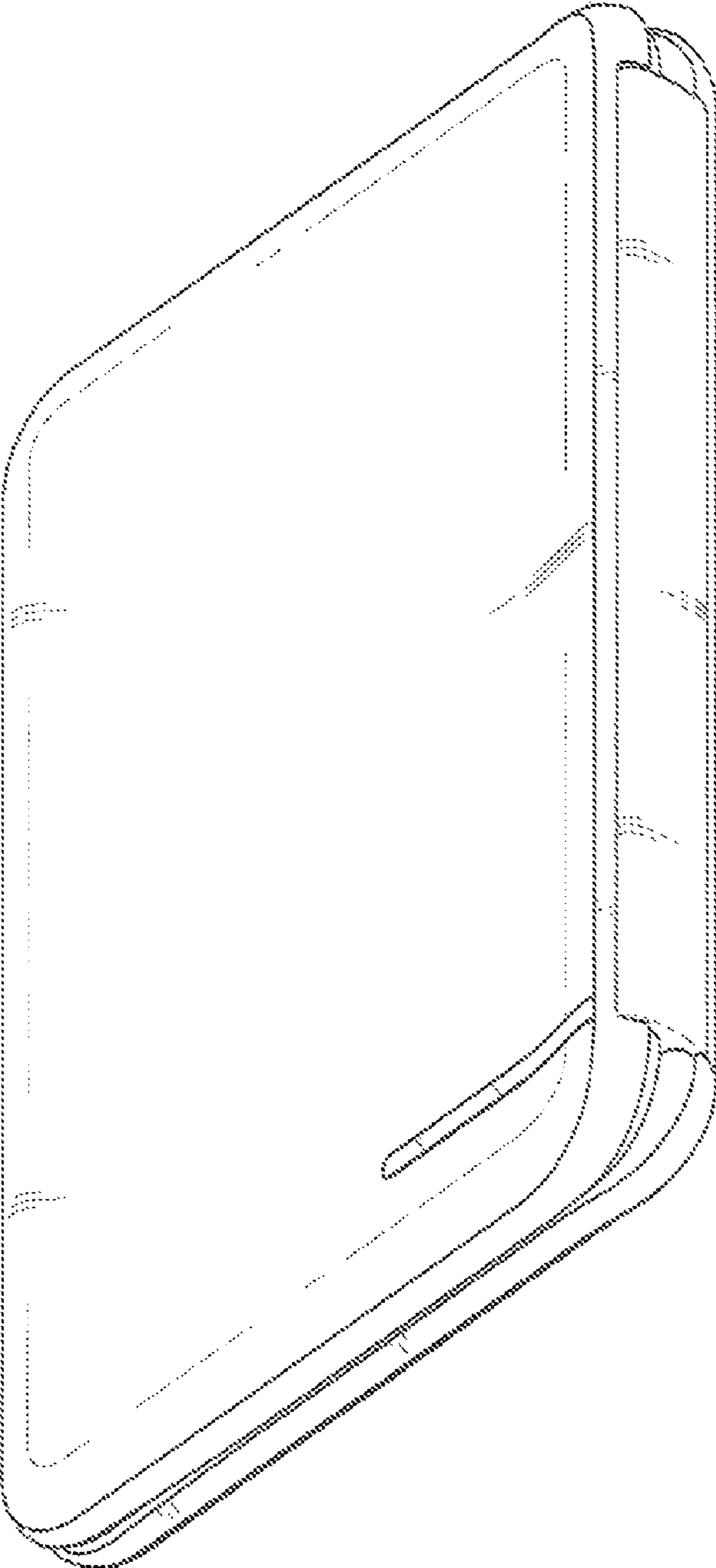


FIG. 2




FIG. 3




FIG. 4




FIG. 5



FIG. 6




FIG. 7




FIG. 8

