



US00D639791S

(12) **United States Design Patent**
Corley et al.

(10) **Patent No.:** **US D639,791 S**

(45) **Date of Patent:** **** Jun. 14, 2011**

(54) **ATTACHMENT FOR HANDHELD DEVICE**

(75) Inventors: **Cortez Corley**, Waterloo (CA); **Todd A. Wood**, Guelph (CA); **Norman M. Ladouceur**, Waterloo (CA); **Yijai Rajagopal**, Waterloo (CA); **Timothy Kyowski**, Kitchener (CA); **James C. Infanti**, Waterloo (CA)

(73) Assignee: **Research in Motion Limited**, Ontario (CA)

(**) Term: **14 Years**

(21) Appl. No.: **29/380,091**

(22) Filed: **Nov. 30, 2010**

Related U.S. Application Data

(62) Division of application No. 29/329,809, filed on Dec. 22, 2008, now Pat. No. Des. 630,624.

(51) **LOC (9) Cl.** **14-03**

(52) **U.S. Cl.** **D14/248; D14/432**

(58) **Field of Classification Search** D14/341-347, D14/432, 439-441, 138 R, 138 AA, 138 AB, D14/138 AC, 138 AD, 138 C, 138 G, 217, D14/240, 248-250; 455/556.1, 556.2, 575.1, 455/575.4; 379/433.01, 433.11, 433.12, 379/433.13

See application file for complete search history.

(56) **References Cited**

U.S. PATENT DOCUMENTS

D422,282 S *	4/2000	Curtis	D14/248
D530,296 S *	10/2006	Kim et al.	D14/138 AB
D546,315 S *	7/2007	Kim et al.	D14/138 AA
D547,744 S *	7/2007	Kim et al.	D14/138 AA
D560,633 S *	1/2008	Lyles	D14/138 AA
D563,370 S *	3/2008	Choi et al.	D14/138 AD
D565,599 S *	4/2008	Jang et al.	D14/496
D569,836 S *	5/2008	Han et al.	D14/138 AD

D576,593 S *	9/2008	Chang et al.	D14/138 AA
D591,278 S *	4/2009	Rouger	D14/247
D593,551 S *	6/2009	Ferrari et al.	D14/341
D593,552 S *	6/2009	Ferrari et al.	D14/341
D596,599 S *	7/2009	Kim et al.	D14/138 AA
D596,640 S *	7/2009	Leung et al.	D14/456
D597,050 S *	7/2009	Kim et al.	D14/138 AA
D597,051 S *	7/2009	Kim et al.	D14/138 AA
D597,994 S *	8/2009	Koh et al.	D14/138 AB
D597,997 S *	8/2009	Song et al.	D14/138 AB
D600,230 S *	9/2009	Salmi et al.	D14/138 AD
D601,529 S *	10/2009	Rouger	D14/138 AA
D610,112 S *	2/2010	Kim et al.	D14/138 AA
D621,376 S *	8/2010	Byun et al.	D14/138 AB
2005/0250532 A1 *	11/2005	Hwang et al.	455/550.1

* cited by examiner

Primary Examiner — Cathron C Brooks

Assistant Examiner — Deanna Fluegeman

(74) *Attorney, Agent, or Firm* — Quarles & Brady LLP

(57) **CLAIM**

The ornamental design for an attachment for handheld device, as shown and described.


DESCRIPTION

FIG. 1 is a top, left, front perspective view of an attachment for handheld device according to our new design; FIG. 2 is a top, right, rear perspective view thereof; FIG. 3 is a front elevational view thereof; FIG. 4 is a rear elevational view thereof; FIG. 5 is a left side elevational view thereof; FIG. 6 is a right side elevational view thereof; FIG. 7 is a top plan view thereof; and, FIG. 8 is a bottom plan view thereof.

The broken lines in the drawings illustrate unclaimed portions of the attachment for handheld device and form no part of the claimed design.

In a preferred embodiment, the nature of this product is an attachment for a handheld electronic device in the form of a housing cover panel or portion thereof.

1 Claim, 5 Drawing Sheets






FIG. 1

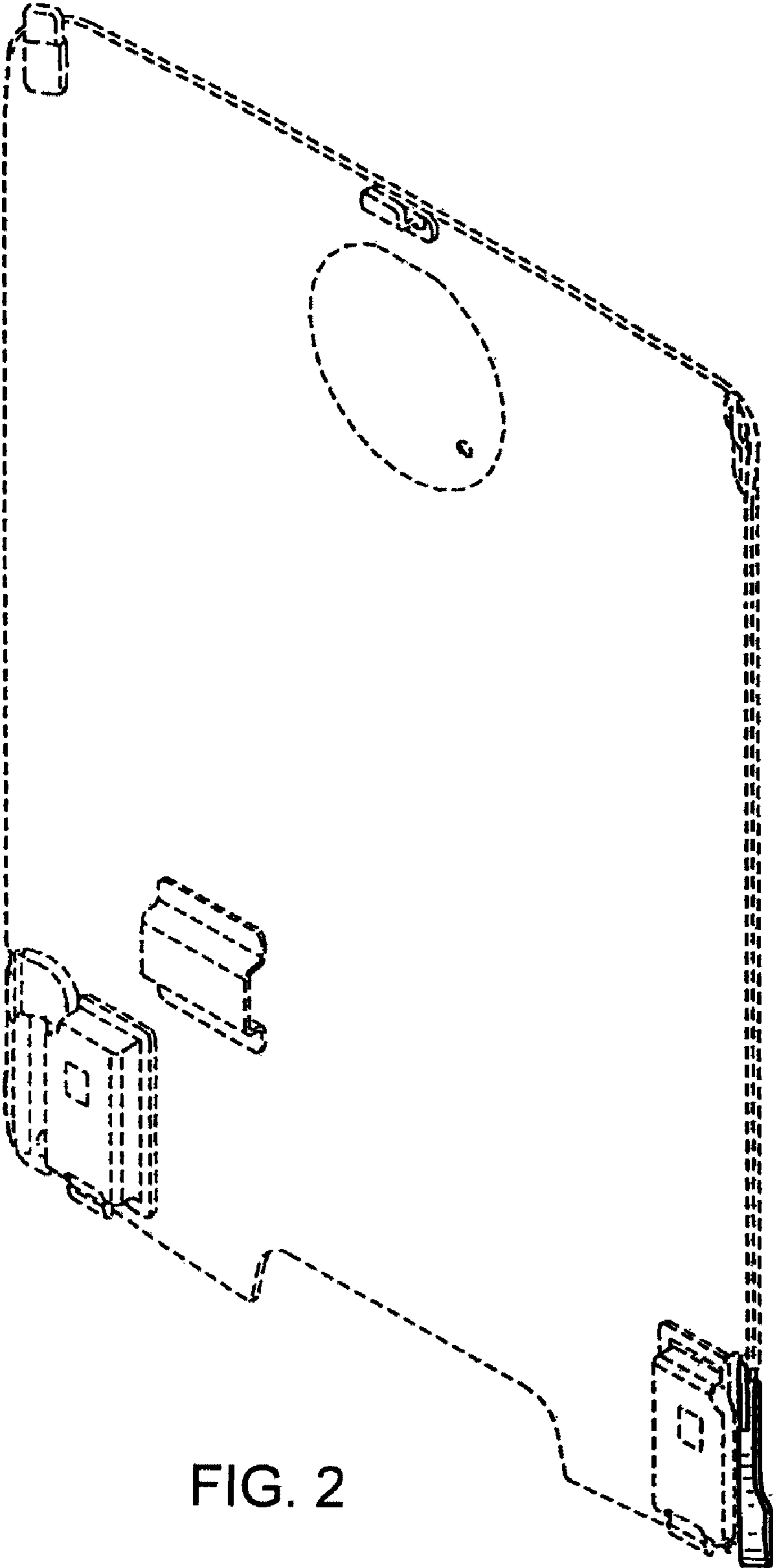


FIG. 2




FIG. 3

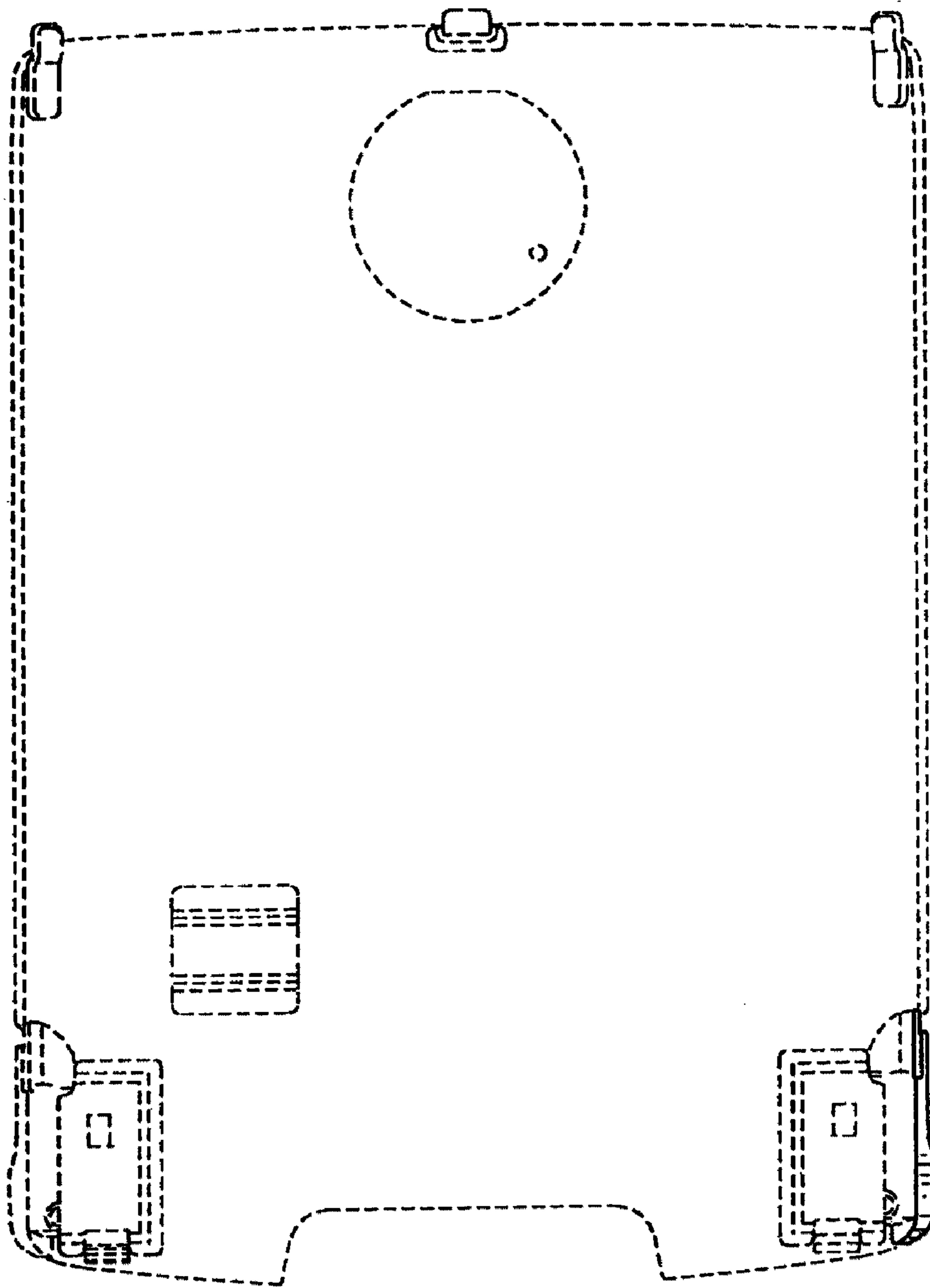


FIG. 4

FIG. 5

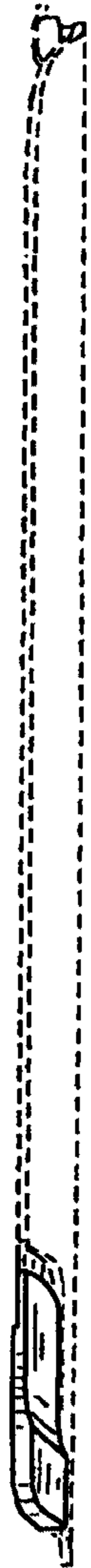


FIG. 6

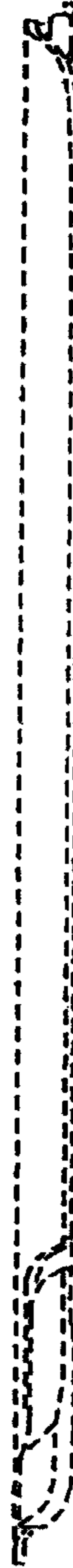


FIG. 7



FIG. 8

