



US00D639777S

(12) **United States Design Patent**
Baulkwill et al.

(10) **Patent No.:** **US D639,777 S**
(45) **Date of Patent:** **** Jun. 14, 2011**

(54) **LOUDSPEAKER**

(75) Inventors: **John Baulkwill**, London (GB); **David Errock**, Hitchin (GB)

(73) Assignee: **Wave Science Limited** (GB)

(**) Term: **14 Years**

(21) Appl. No.: **29/367,915**

(22) Filed: **Aug. 16, 2010**

(51) **LOC (9) Cl.** **14-01**

(52) **U.S. Cl.** **D14/211**

(58) **Field of Classification Search** D14/204,
D14/207, 209.1, 210–216, 172, 168; 181/143–144,
181/147–148, 150–153, 157, 198–199;
381/300–303, 306, 332–333, 336, 345, 361–364,
381/386–388

See application file for complete search history.

(56) **References Cited**

U.S. PATENT DOCUMENTS

D354,750 S *	1/1995	Lewis	D14/216
D480,069 S *	9/2003	Carbone et al.	D14/216
D526,994 S *	8/2006	Krueger	D14/216
D568,292 S *	5/2008	Tsuge	D14/211

OTHER PUBLICATIONS

http://web.archive.org/web/20080418072827/www.linkwitzlab.com/pluto-wa_2.htm, Apr. 2008, printed Jan. 5, 2011.

<http://web.archive.org/web/20080414231104/www.linkwitzlab.com/Pluto/photos.htm>, Apr. 2008, printed Jan. 5, 2011.

* cited by examiner

Primary Examiner — Nanda Bondade

(74) *Attorney, Agent, or Firm* — Wall & Tong, LLP

(57) **CLAIM**

The ornamental design for the loudspeaker, as shown and described herein.

DESCRIPTION

FIG. 1 is a front, top and side perspective view of a loudspeaker showing our new design

FIG. 2 is a front view thereof;

FIG. 3 is a rear view thereof;

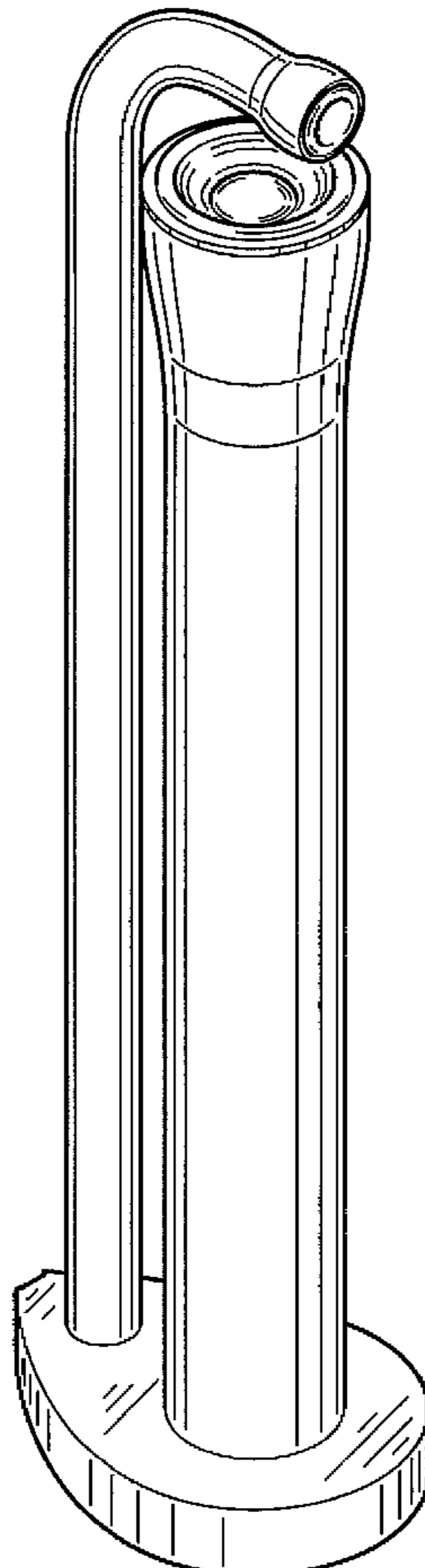
FIG. 4 is a side view thereof;

FIG. 5 is an opposite side view thereof;

FIG. 6 is a top view thereof; and,

FIG. 7 is a bottom view thereof.

1 Claim, 7 Drawing Sheets



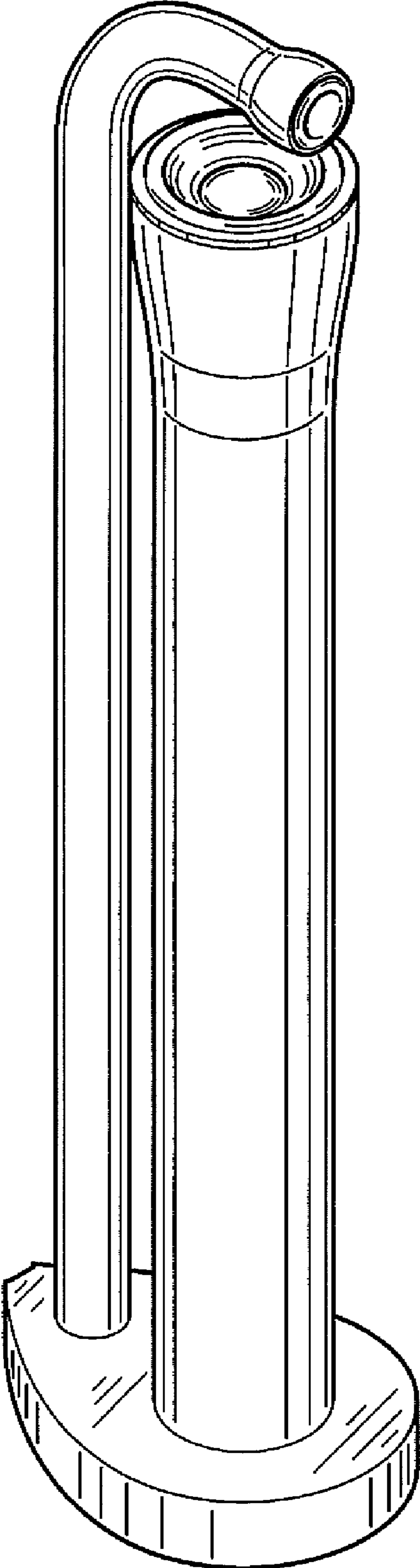


FIG. 1

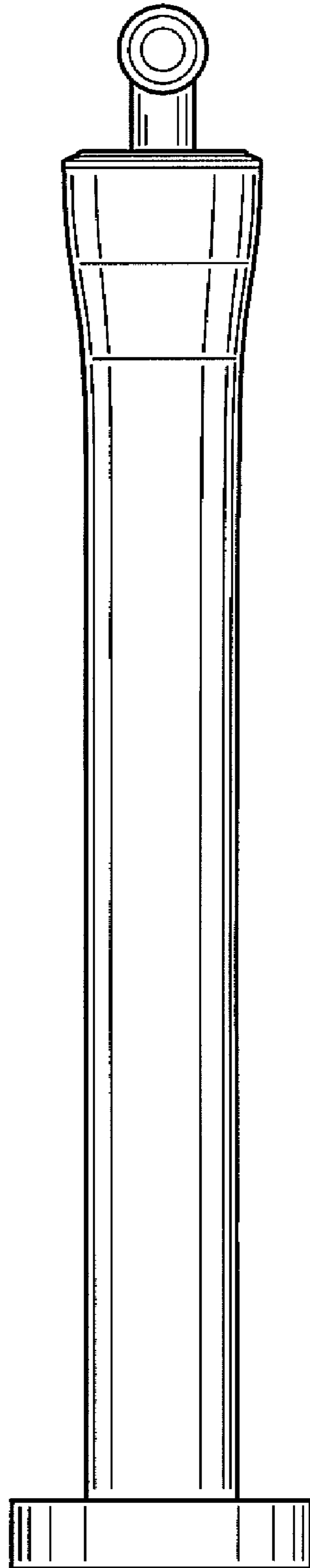


FIG. 2




FIG. 3

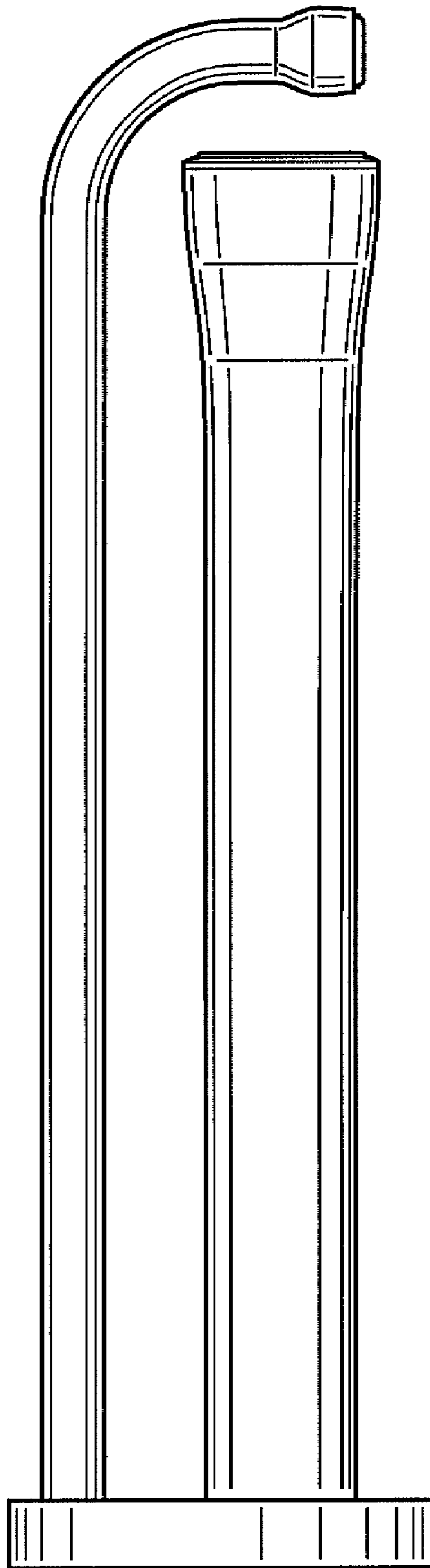


FIG. 4

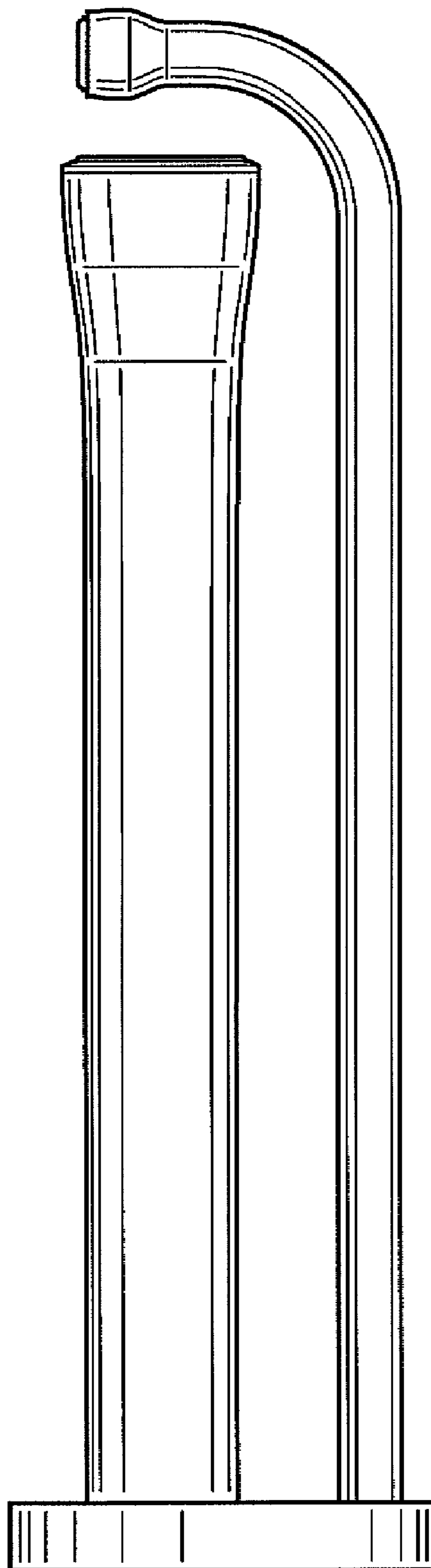


FIG. 5

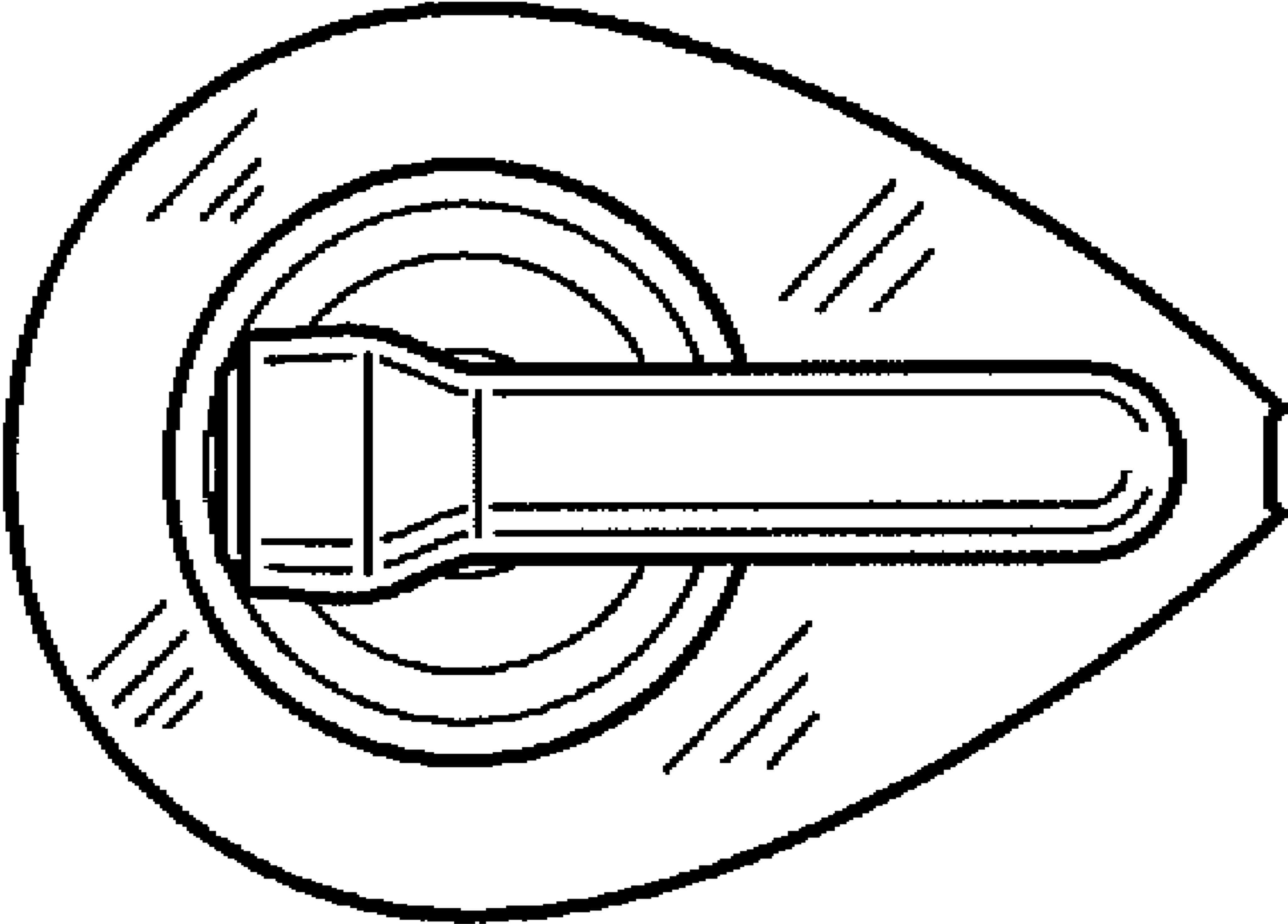


FIG. 6

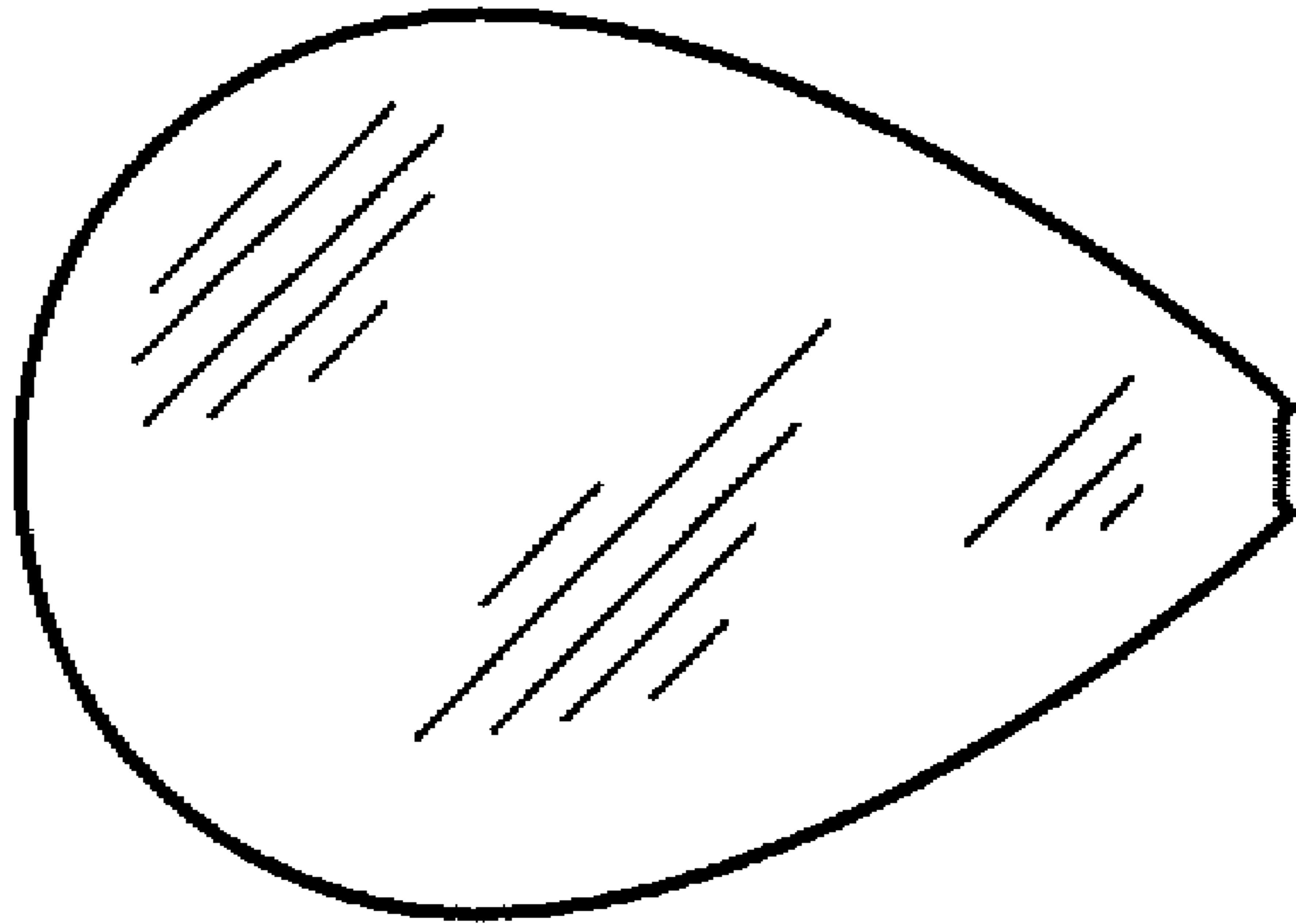


FIG. 7