



US00D639751S

(12) **United States Design Patent**
Tucker et al.

(10) **Patent No.:** **US D639,751 S**
(45) **Date of Patent:** **** Jun. 14, 2011**

(54) **PHOTOTHERAPY CONTROL DEVICE**
(75) Inventors: **Gavin Tucker**, Irvine, CA (US);
Nicholas Brox, Laguna Beach, CA (US);
Jeffrey Braile, Boca Raton, FL (US);
Morgan Pepitone, Newport Beach, CA (US)
(73) Assignee: **Apira Science, Inc.**, Newport Beach, CA (US)

(**) Term: **14 Years**
(21) Appl. No.: **29/370,874**

(22) Filed: **Sep. 16, 2010**
(51) **LOC (9) Cl.** **14-03**
(52) **U.S. Cl.** **D13/168**
(58) **Field of Classification Search** D13/162,
D13/165, 168; D10/49, 50; D14/167, 218,
D14/346, 496; D24/209; 341/176; 340/825.22,
340/825.24, 825.25, 825.31, 825.36, 825.69,
340/825.72; 345/156, 169; 348/734; 463/39;
455/352; 700/17, 65, 83; 607/88, 90
See application file for complete search history.

(56) **References Cited**
U.S. PATENT DOCUMENTS
D275,194 S * 8/1984 Walker D13/162
D351,141 S * 10/1994 Van Akkeren et al. D13/168
D364,850 S * 12/1995 Estrada et al. D14/346

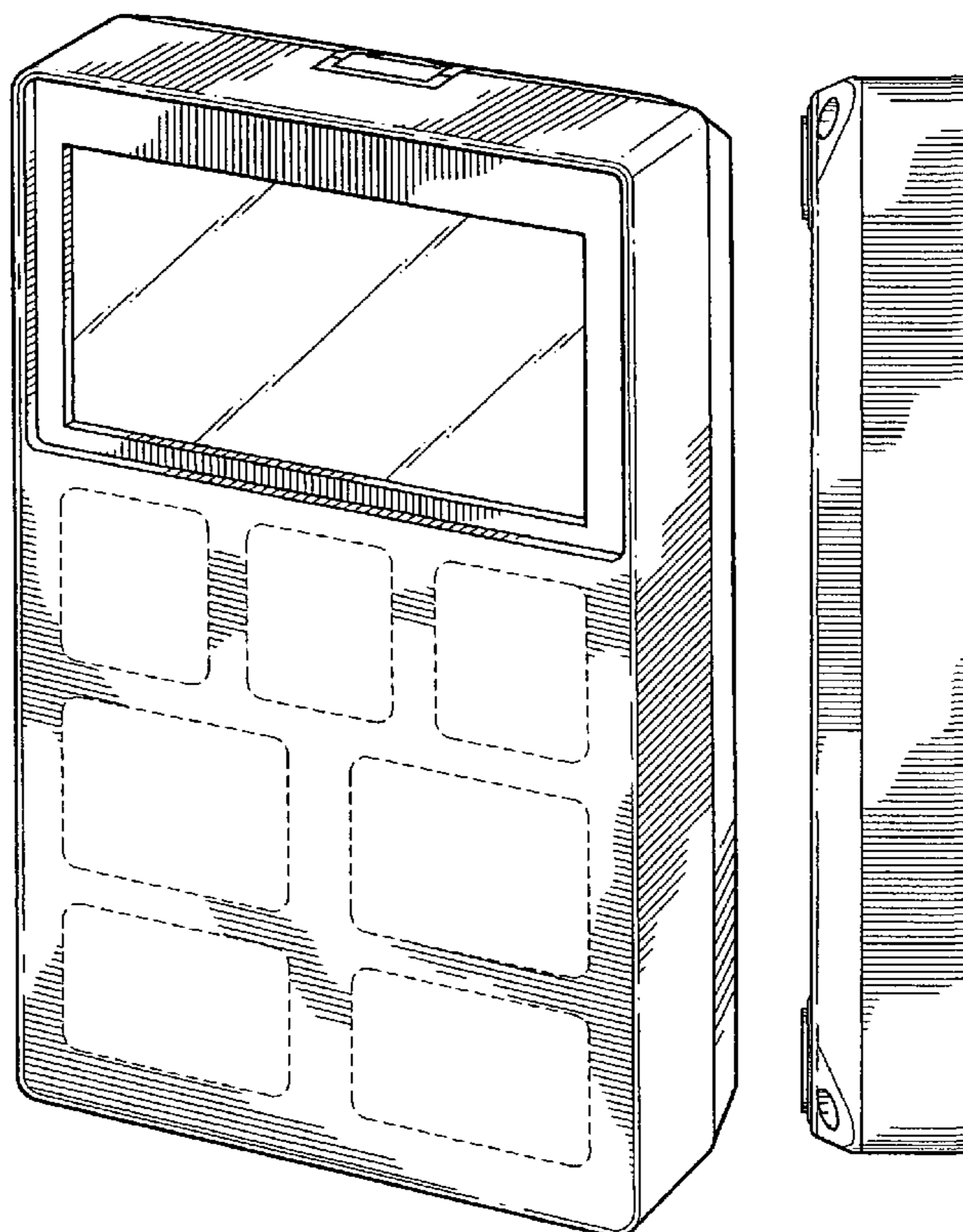
D450,305 S * 11/2001 Masuzoe et al. D13/168
D451,891 S * 12/2001 Noonan et al. D13/168
D503,686 S * 4/2005 Knox et al. D13/162
D561,702 S * 2/2008 Ohta D13/168
D599,485 S * 9/2009 Burrows et al. D24/209
D612,339 S * 3/2010 Braun et al. D13/168
D614,587 S * 4/2010 Yodfat et al. D13/168
2006/0224217 A1 * 10/2006 Burgmann et al. 607/88
2010/0076529 A1 * 3/2010 Tucker et al. 607/90
2011/0015707 A1 * 1/2011 Tucker et al. 607/90
* cited by examiner

Primary Examiner — Selina Sikder
(74) *Attorney, Agent, or Firm* — Robert M. Downey, P.A.

(57) **CLAIM**
The ornamental design for a phototherapy control device, as shown and described.

DESCRIPTION
FIG. 1 is a front perspective view of a phototherapy control device showing our new design;
FIG. 2 is a front elevational view thereof;
FIG. 3 is a rear elevational view thereof;
FIG. 4 a left side elevational view thereof;
FIG. 5 is a right side elevational view thereof;
FIG. 6 is a top plan view thereof; and,
FIG. 7 is a bottom plan view thereof.
The broken lines shown in FIGS. 1, 2, 3, and 7 are for illustrative purposes only and do not form part of the claimed design.

1 Claim, 5 Drawing Sheets



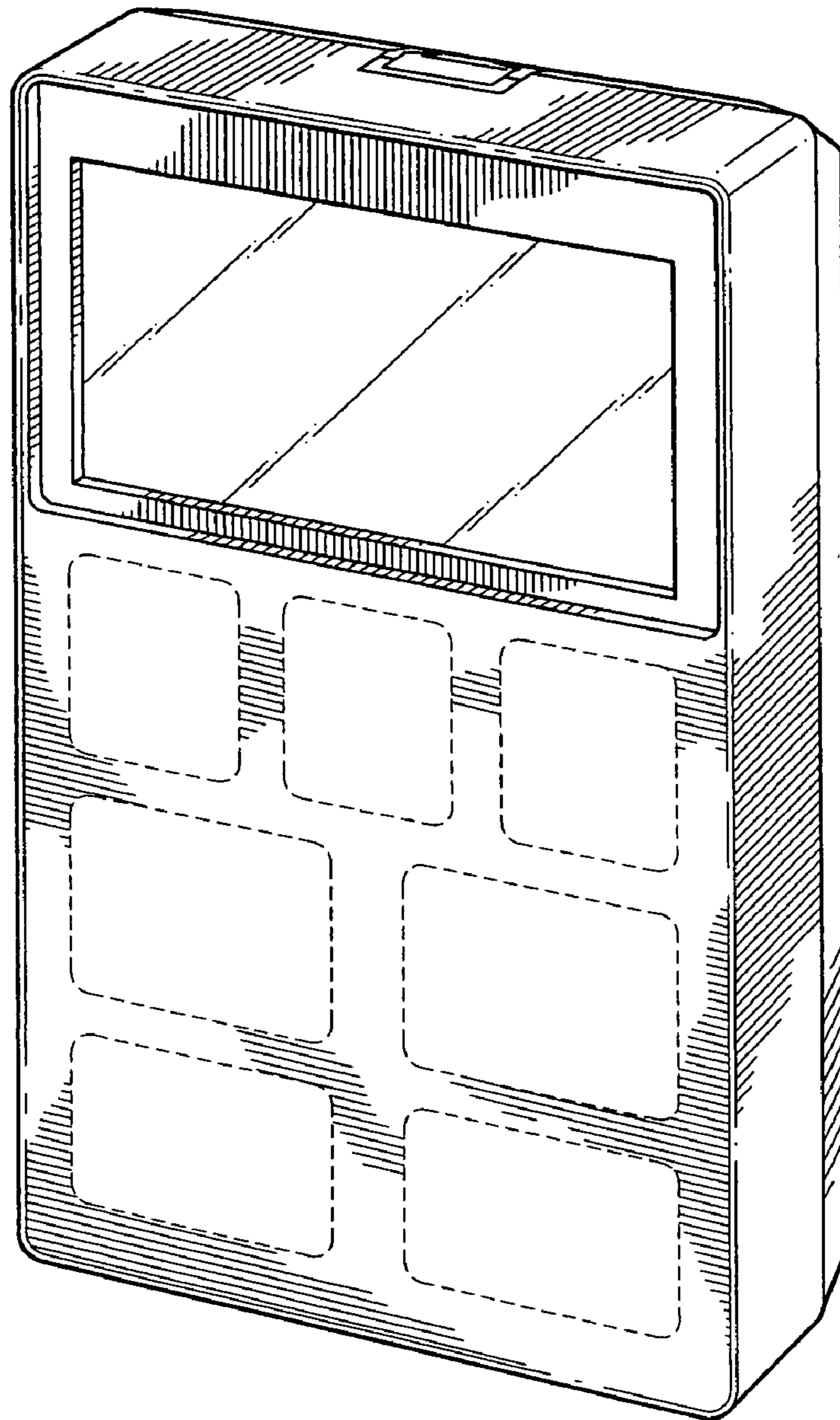


FIG. 1

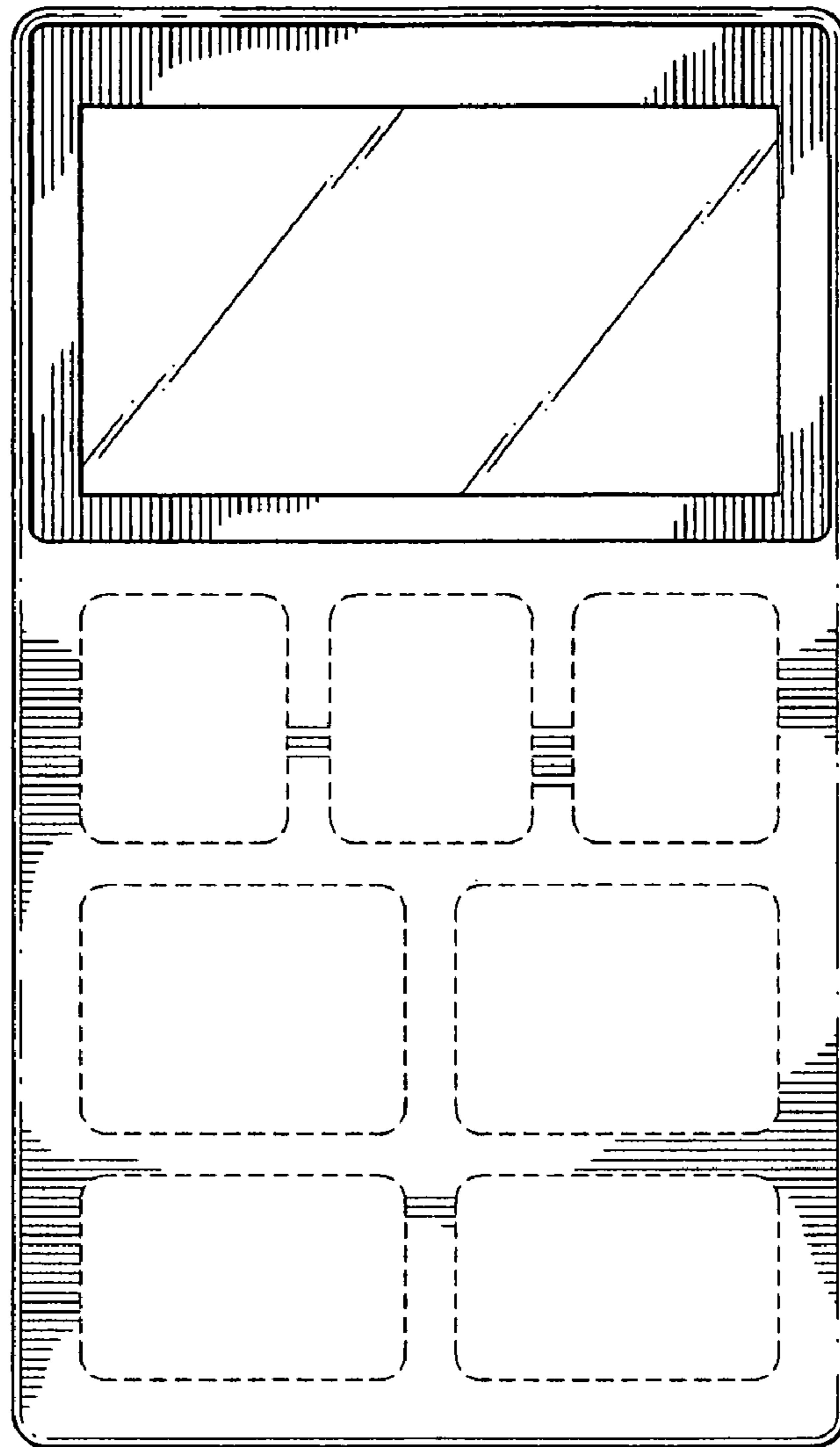


FIG.2

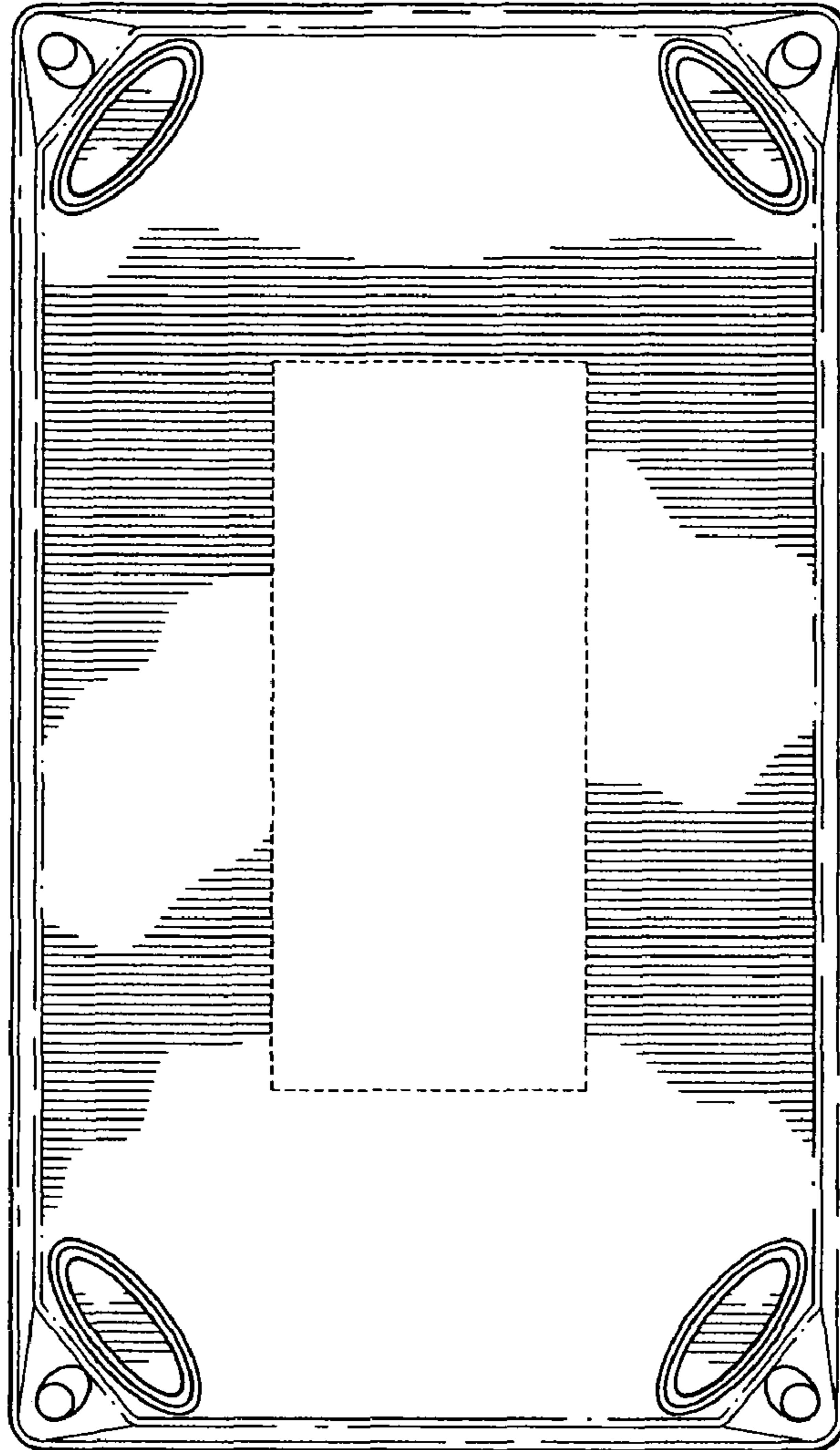


FIG. 3

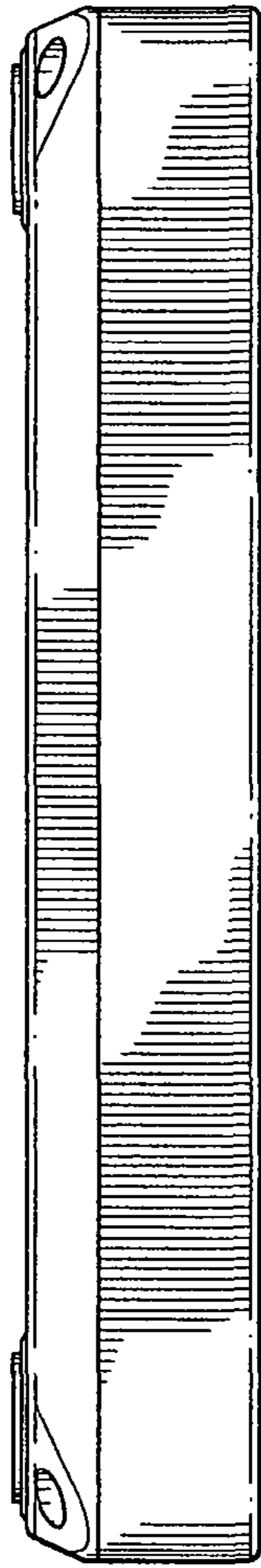


FIG. 4

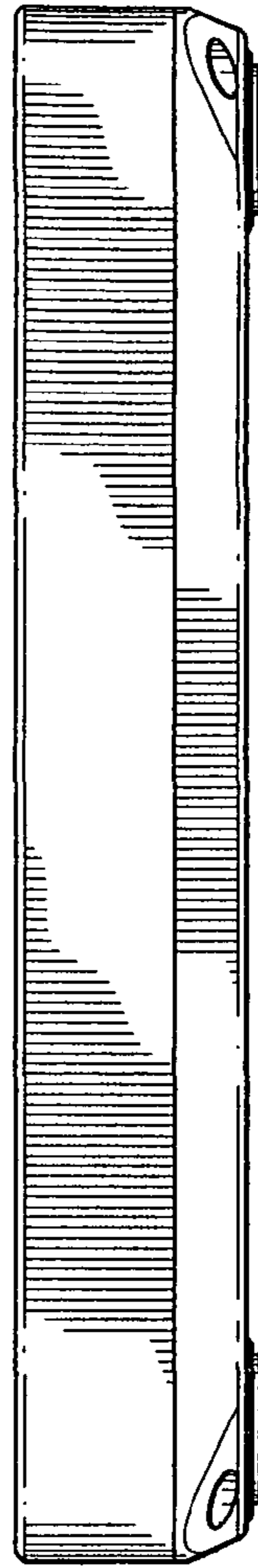


FIG. 5

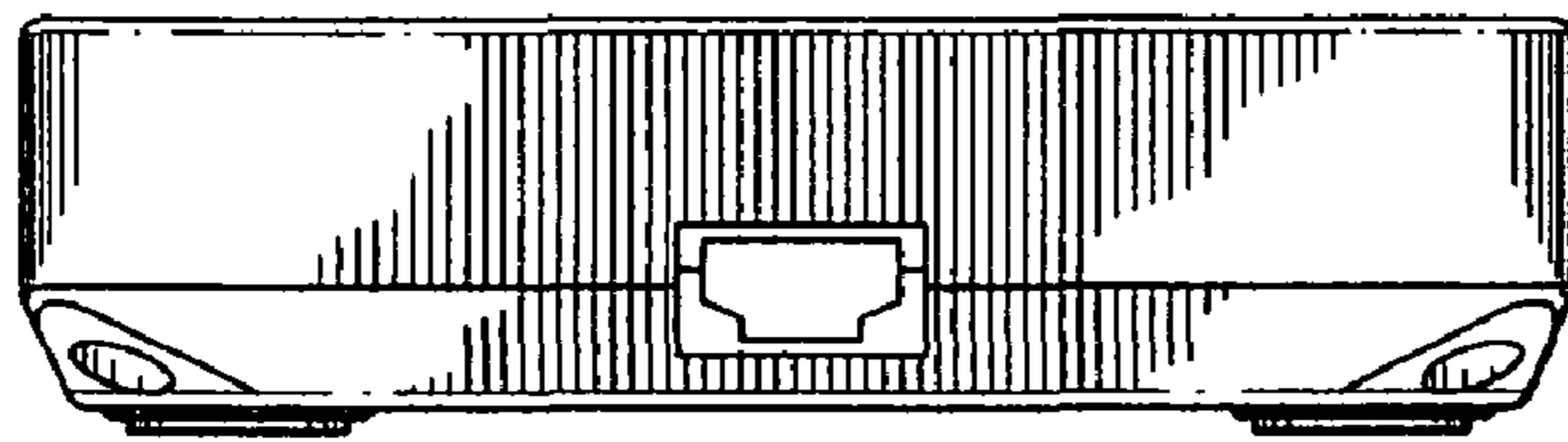


FIG. 6

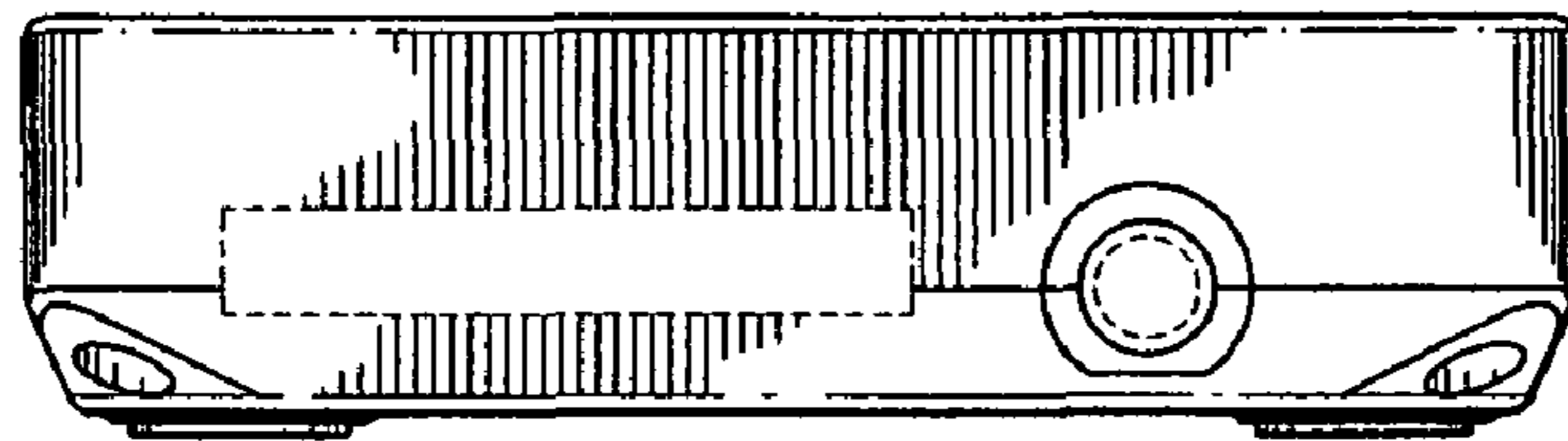


FIG. 7