



US00D639729S

(12) **United States Design Patent**  
**Cullen et al.**

(10) **Patent No.:** **US D639,729 S**  
(45) **Date of Patent:** **\*\* Jun. 14, 2011**

(54) **BATTERY**

(75) Inventors: **Benjamin James Cullen**, London (GB);  
**Edward Anthony Hackett**, Tolworth  
Surbiton (GB)

(73) Assignee: **Psion Teklogix Inc.**, Mississauga,  
Ontario (CA)

(\*\*) Term: **14 Years**

(21) Appl. No.: **29/377,590**

(22) Filed: **Oct. 22, 2010**

(30) **Foreign Application Priority Data**

Apr. 23, 2010 (CA) ..... 135143

(51) **LOC (9) Cl.** ..... **13-02**

(52) **U.S. Cl.** ..... **D13/103**

(58) **Field of Classification Search** ..... D13/102-106,  
D13/110, 118-121, 184, 199; 429/96-100,  
429/163, 176

See application file for complete search history.

(56) **References Cited**

**U.S. PATENT DOCUMENTS**

D436,917 S *	1/2001	Hayakawa et al.	.....	D13/103
D490,370 S *	5/2004	Picardo	.....	D13/103
D508,892 S *	8/2005	Schlieffers et al.	.....	D13/103
D550,152 S *	9/2007	Okuda et al.	.....	D13/103
D580,352 S *	11/2008	Croley	.....	D13/103

D587,647 S *	3/2009	Croley et al.	.....	D13/103
D598,373 S *	8/2009	Aglassinger	.....	D13/103
D606,935 S *	12/2009	Murayama et al.	.....	D13/103

**OTHER PUBLICATIONS**

U.S. Appl. No. 29/377,468, filed Oct. 21, 2010, Cullen, et al.  
U.S. Appl. No. 29/377,571, filed Oct. 22, 2010, Xu, et al.  
U.S. Appl. No. 29/377,583, filed Oct. 22, 2010, Cullen, et al.  
U.S. Appl. No. 29/377,599, filed Oct. 22, 2010, Cullen, et al.  
U.S. Appl. No. 29/379,593, filed Nov. 22, 2010, Cullen, et al.  
U.S. Appl. No. 29/379,600, filed Nov. 22, 2010, Cullen, et al.

\* cited by examiner

*Primary Examiner* — Rosemary K Tarcza

(74) *Attorney, Agent, or Firm* — Haynes and Boone, LLP

(57) **CLAIM**

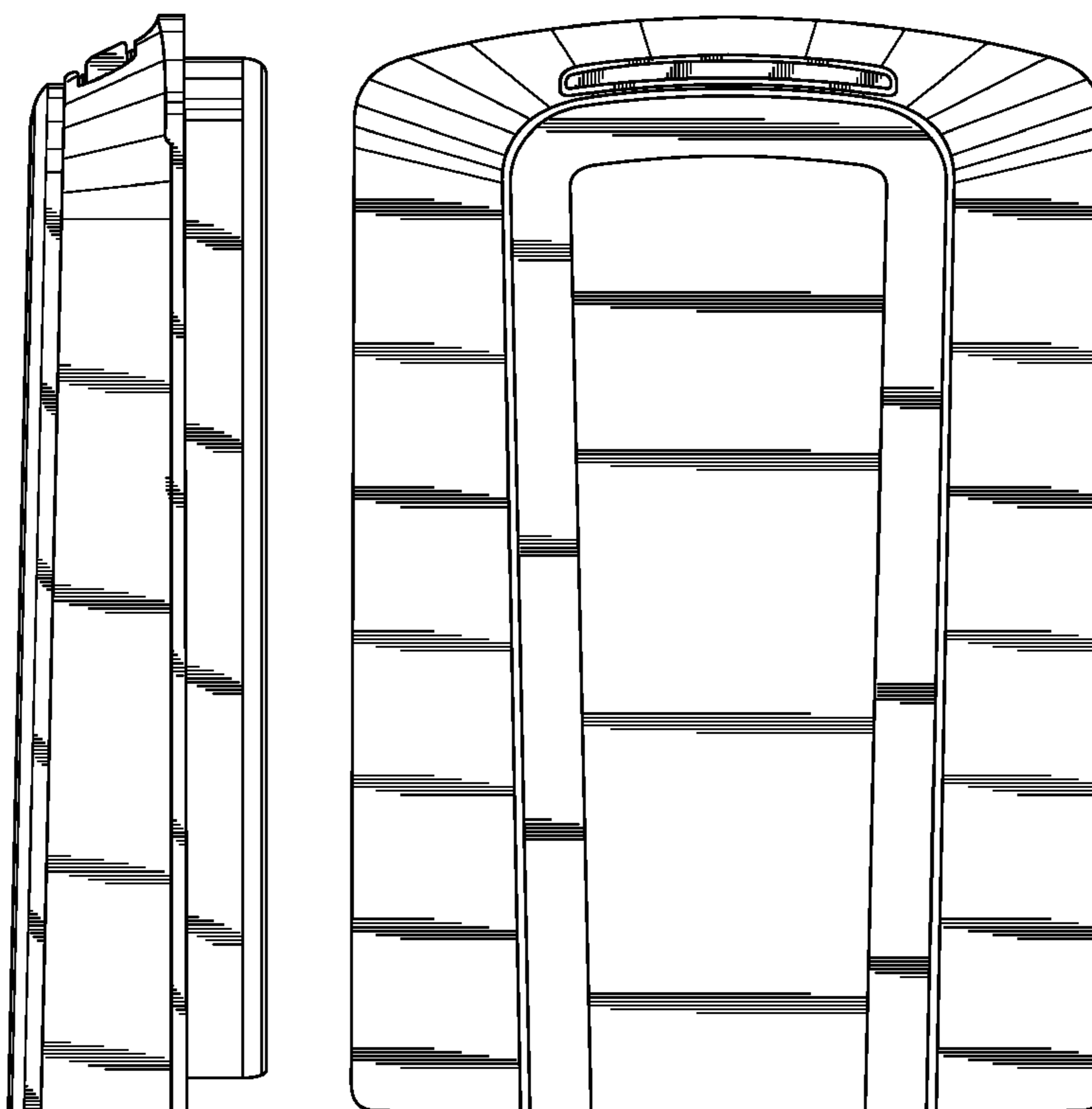
The ornamental design for a battery, as shown and described.

**DESCRIPTION**

FIG. 1 is a front elevation view of the design;  
FIG. 2 is an elevation view of a side of the design;  
FIG. 3 is an elevation view of the other side of the design;  
FIG. 4 is a back elevation view of the design;  
FIG. 5 is a top view of the design; and,  
FIG. 6 is a bottom view of the design.

The design consists of the shape, ornament, pattern and configuration of the portion of the portable housing as shown in solid lines in the drawings. Any broken line illustration and/or stippled line portions are illustrative only and do not form part of the claimed design.

**1 Claim, 4 Drawing Sheets**






Figure 1

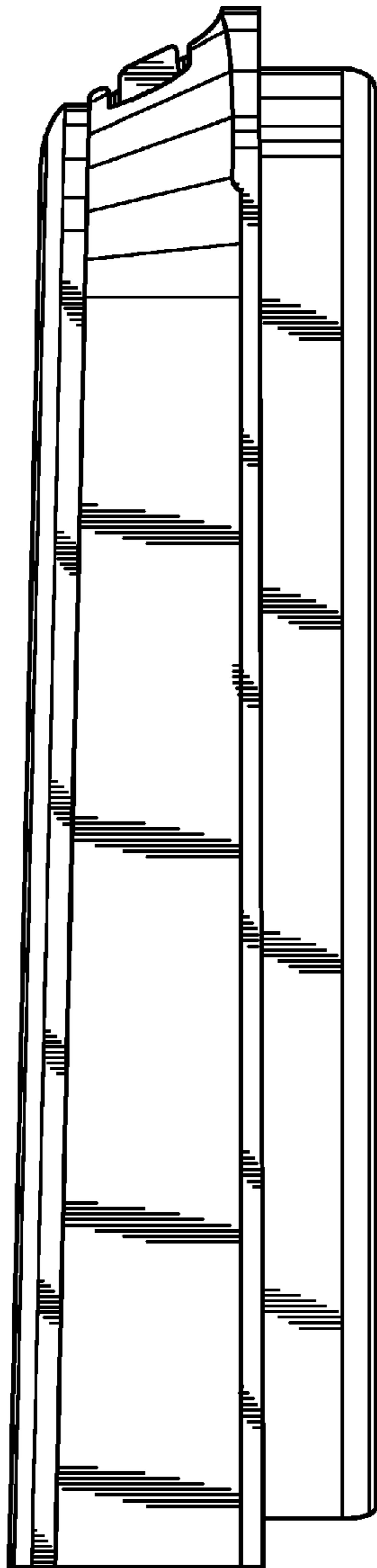


Figure 2

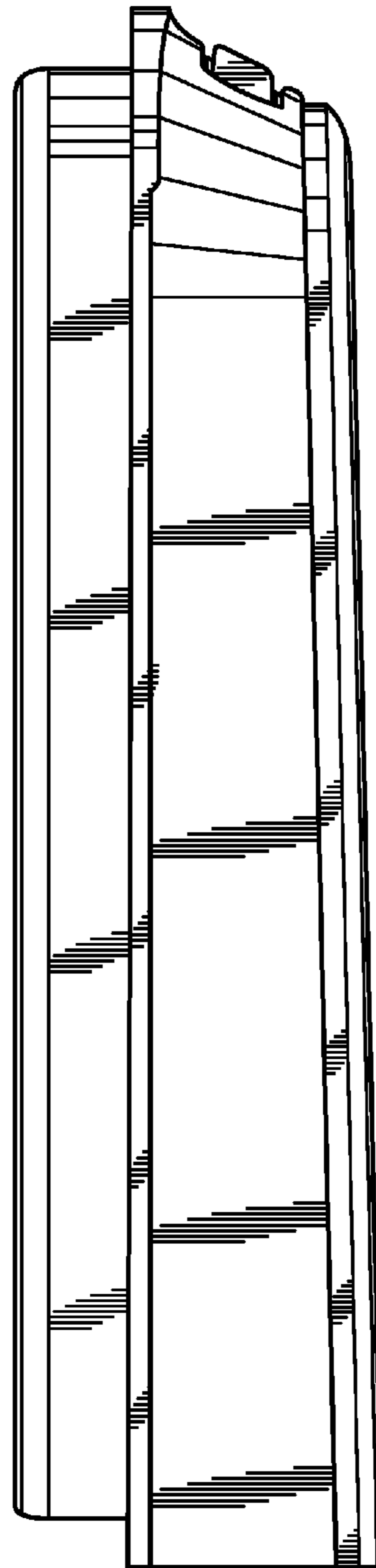


Figure 3

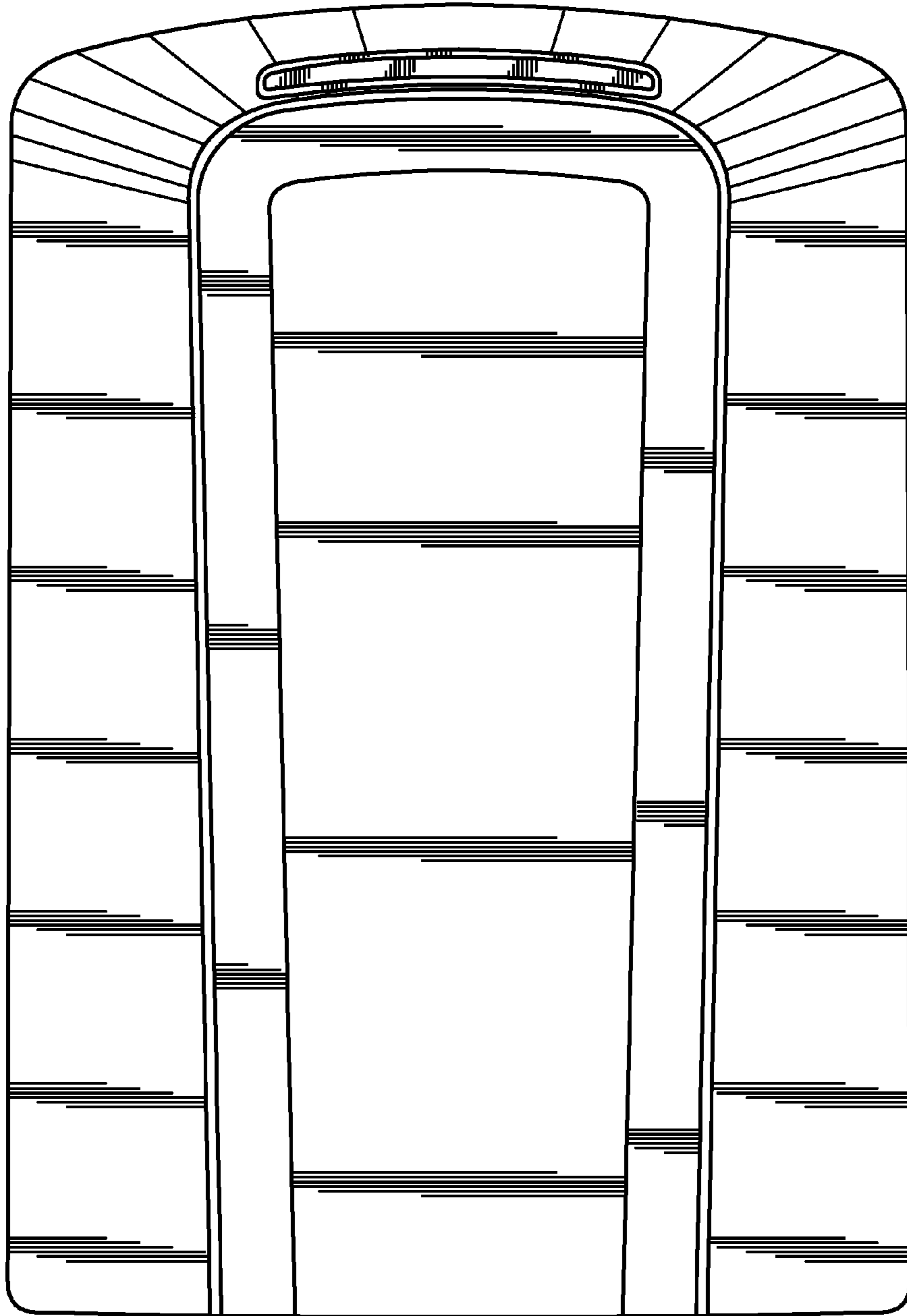


Figure 4

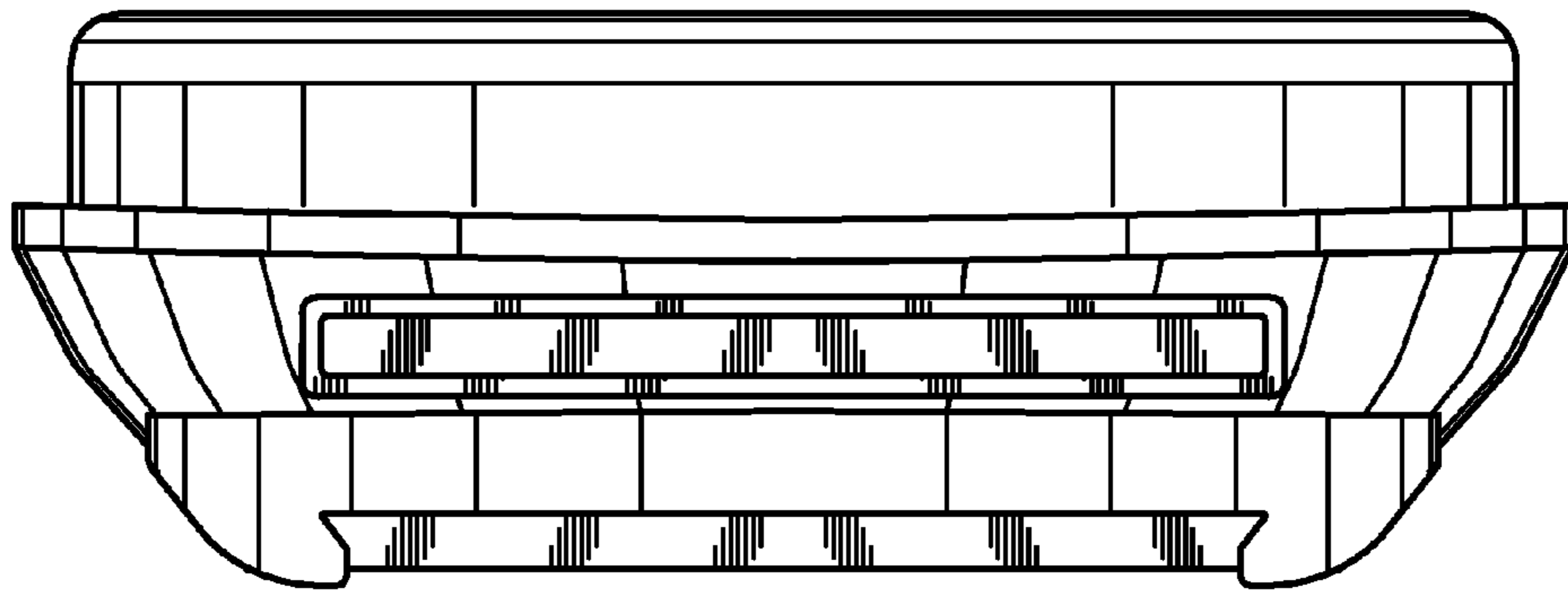


Figure 5

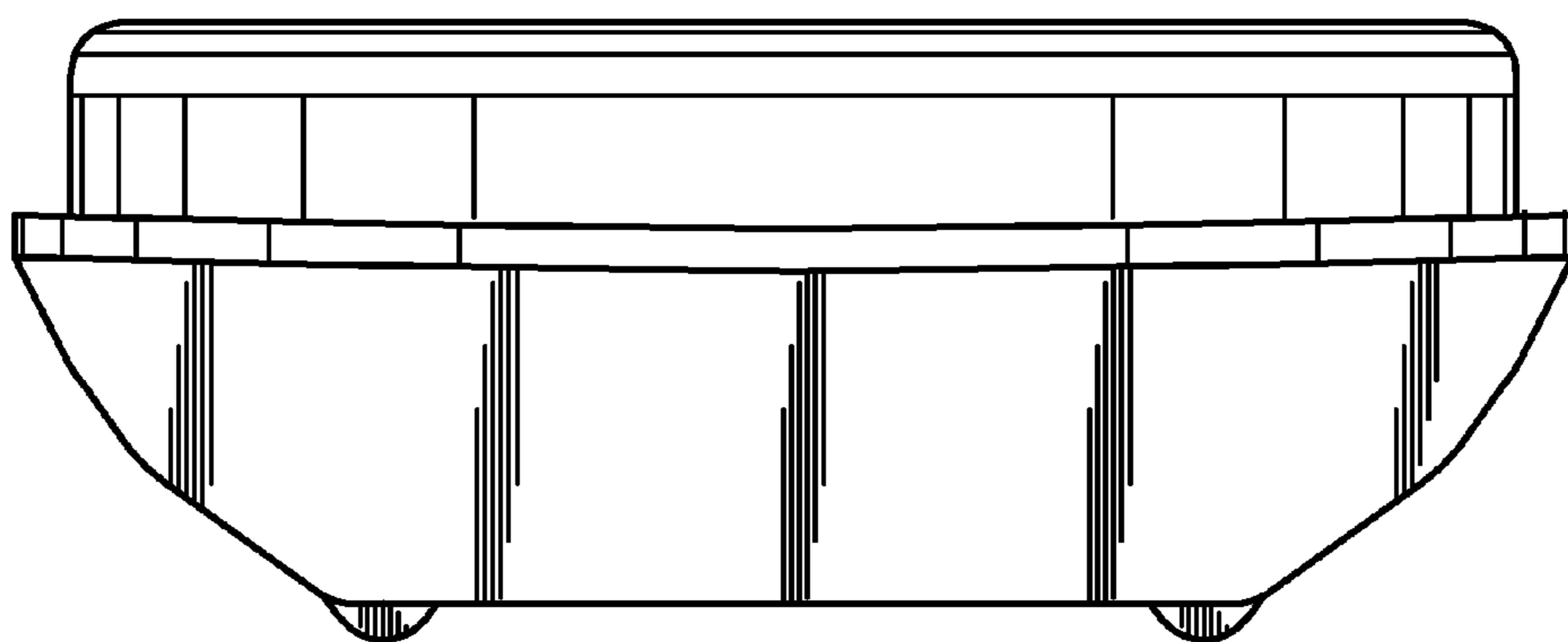


Figure 6