



US00D639715S

(12) **United States Design Patent**
Furst et al.

(10) **Patent No.:** **US D639,715 S**
(45) **Date of Patent:** **** Jun. 14, 2011**

(54) **WHEEL**

(75) Inventors: **Michael Furst**, Venice, CA (US); **Ka Hoo Poon**, Arcadia, CA (US)

(73) Assignee: **Honda Motor Co., Ltd.**, Tokyo (JP)

(**) Term: **14 Years**

(21) Appl. No.: **29/375,373**

(22) Filed: **Sep. 21, 2010**

(51) **LOC (9) Cl.** **12-16**

(52) **U.S. Cl.** **D12/209**

(58) **Field of Classification Search** D12/204-213;
301/37.101, 64.101, 65, 64.201

See application file for complete search history.

(56) **References Cited**

U.S. PATENT DOCUMENTS

D477,556 S *	7/2003	Koch	D12/211
D508,007 S *	8/2005	Koch	D12/211
D525,184 S *	7/2006	Huet	D12/211

D584,208 S *	1/2009	Markefka	D12/209
D585,807 S *	2/2009	Scheu	D12/211
D593,476 S *	6/2009	Juergens et al.	D12/211
D604,683 S *	11/2009	Hosai	D12/209
D609,624 S *	2/2010	Matsubara	D12/211
D617,249 S *	6/2010	Juergens et al.	D12/211
D619,071 S *	7/2010	Christensen et al.	D12/211
D620,871 S *	8/2010	Juergens et al.	D12/211
D628,948 S *	12/2010	Chung	D12/211

* cited by examiner

Primary Examiner — Stacia Cadmus

(74) *Attorney, Agent, or Firm* — Plumsea Law Group, LLC;
Mark E. Duell

(57) **CLAIM**


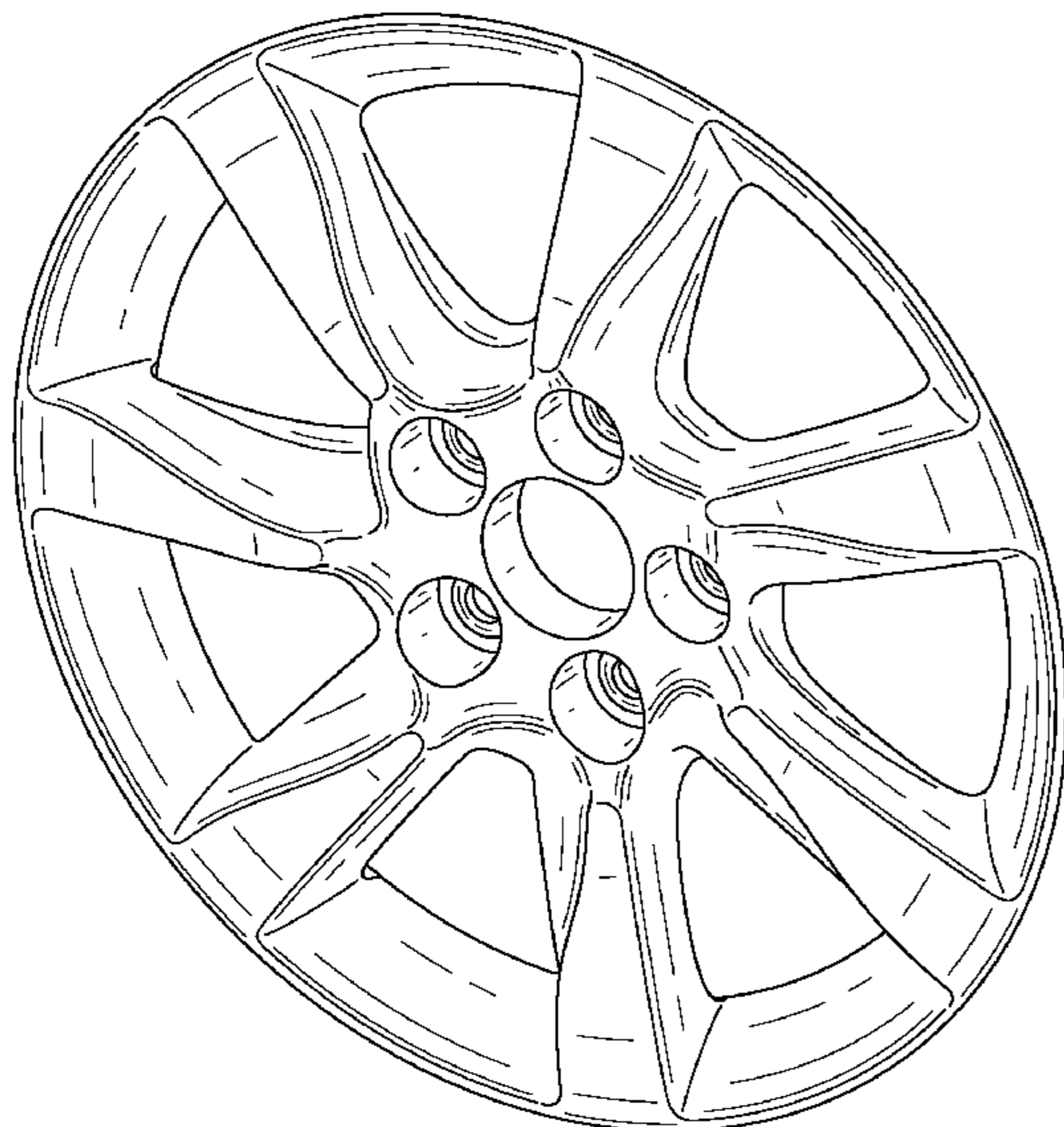
The ornamental design for a wheel, as shown and described.

DESCRIPTION

FIG. 1 is a perspective view of a wheel showing our new design; and,

FIG. 2 is an elevational view thereof.

1 Claim, 2 Drawing Sheets



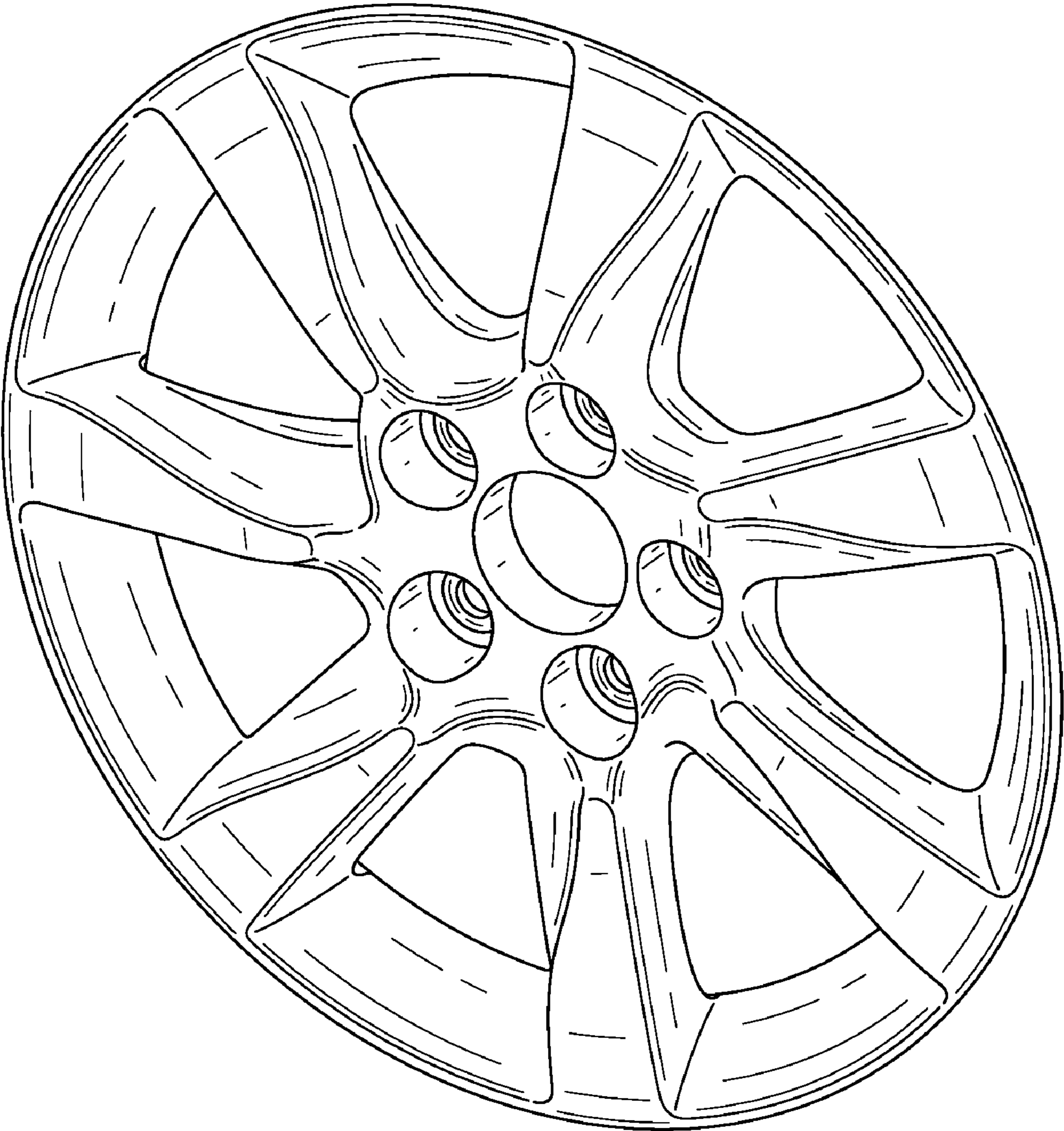


FIG. 1

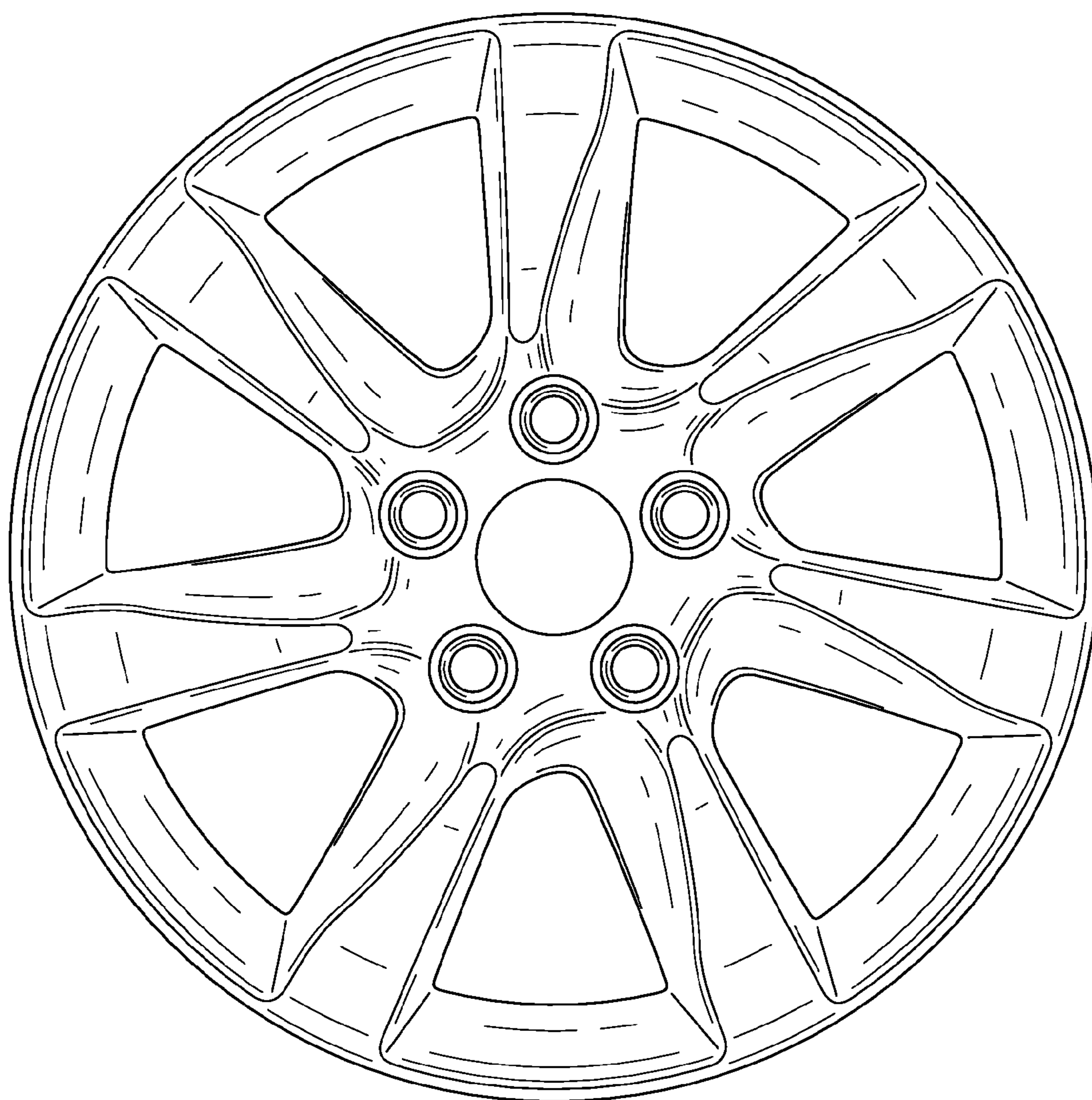


FIG. 2