



US00D639711S

(12) **United States Design Patent**
Chartrand

(10) **Patent No.:** **US D639,711 S**
(45) **Date of Patent:** **** Jun. 14, 2011**

(54) **CARRIER QUADRICYCLE**

(75) Inventor: **François Chartrand**, Huntingdon (CA)

(73) Assignee: **Innovation F. Chartrand Ltd**,
Huntingdon Quebec (CA)

(**) Term: **14 Years**

(21) Appl. No.: **29/348,805**

(22) Filed: **Feb. 12, 2010**

(51) **LOC (9) Cl.** **12-11**

(52) **U.S. Cl.** **D12/107**

(58) **Field of Classification Search** D12/1,
D12/107, 14; D34/17, 21, 12, 3, 28; 280/400,
280/401, 405.1, 456.1, 472, 202, 230, 91.1,
280/47.17-47.19, 47.25, 47.26, 47.31, 47.34,
280/47.4, 47.2, 81.5; 180/6.2, 6.44, 21, 205-208;
224/400, 401, 488, 495, 511, 522, 524, 526,
224/533

See application file for complete search history.

(56) **References Cited**

U.S. PATENT DOCUMENTS

D149,194 S *	4/1948	Larralde	D12/112
D176,139 S *	11/1955	Jones	D12/1
3,664,450 A *	5/1972	Udden et al.	180/65.1
D234,351 S *	2/1975	Bingham	D12/107
D302,894 S *	8/1989	Suzuki	D34/31
D347,720 S *	6/1994	Tamura et al.	D34/28
D389,981 S *	1/1998	Donaldson	D34/34
D410,313 S *	5/1999	Dombek et al.	D34/19
D434,198 S *	11/2000	Greaves	D34/28

OTHER PUBLICATIONS

Classic Open Dutch Cargo Trike by Henry Work Cycles, posted on

Oct. 28, 2005. pp. 1 and 2 of 3. [Retrieved on Sep. 27, 2010].
Retrieved from the Internet <URL: <http://gadgetopia.com/post/4540>.*

* cited by examiner

Primary Examiner — Phillip S Hyder

Assistant Examiner — Linda Brooks

(57) **CLAIM**

The ornamental design for a carrier quadricycle, as shown and described.

DESCRIPTION

FIG. 1 is a front right side isometric view of the carrier quadricycle in accordance with the present invention;

FIG. 2 is a right side elevational view of the carrier quadricycle of FIG. 1;

FIG. 3 is a front perspective view of the carrier quadricycle of FIG. 1;

FIG. 4 is a rear perspective view of the carrier quadricycle of FIG. 1;

FIG. 5 is a left side elevational view of the carrier quadricycle of FIG. 1;


FIG. 6 is a top view of the carrier quadricycle of FIG. 1;

FIG. 7 is a top view of the carrier quadricycle of FIG. 1, in the steering left configuration;

FIG. 8 is a top view of the carrier quadricycle of FIG. 1, in the steering right configuration; and,

FIG. 9 is a right side elevational view of the carrier quadricycle of the FIG. 1 with the platform in configuration for loading or unloading of a wheelchair and user as well as any commercial or industrial object.

1 Claim, 9 Drawing Sheets






Fig.1

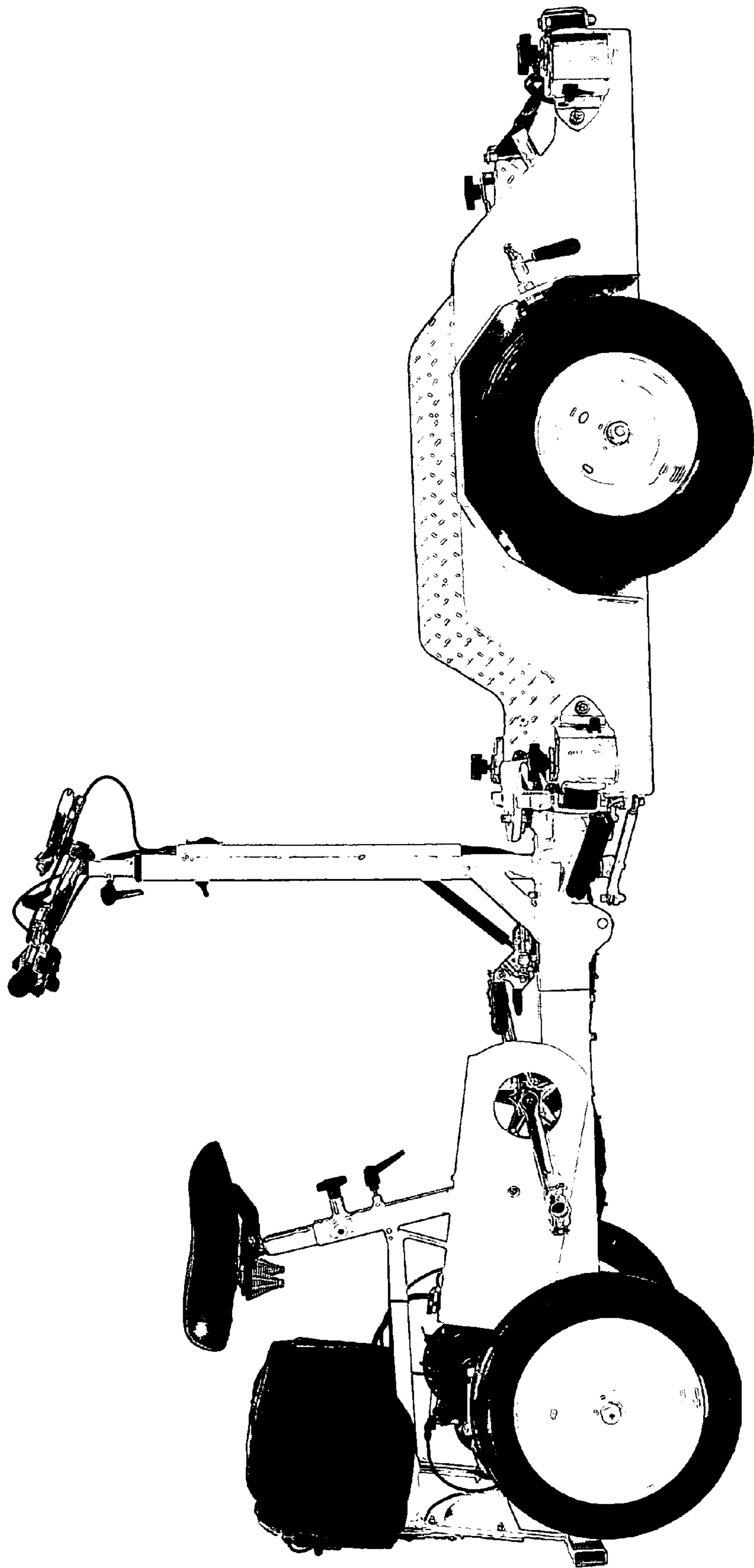


Fig. 2

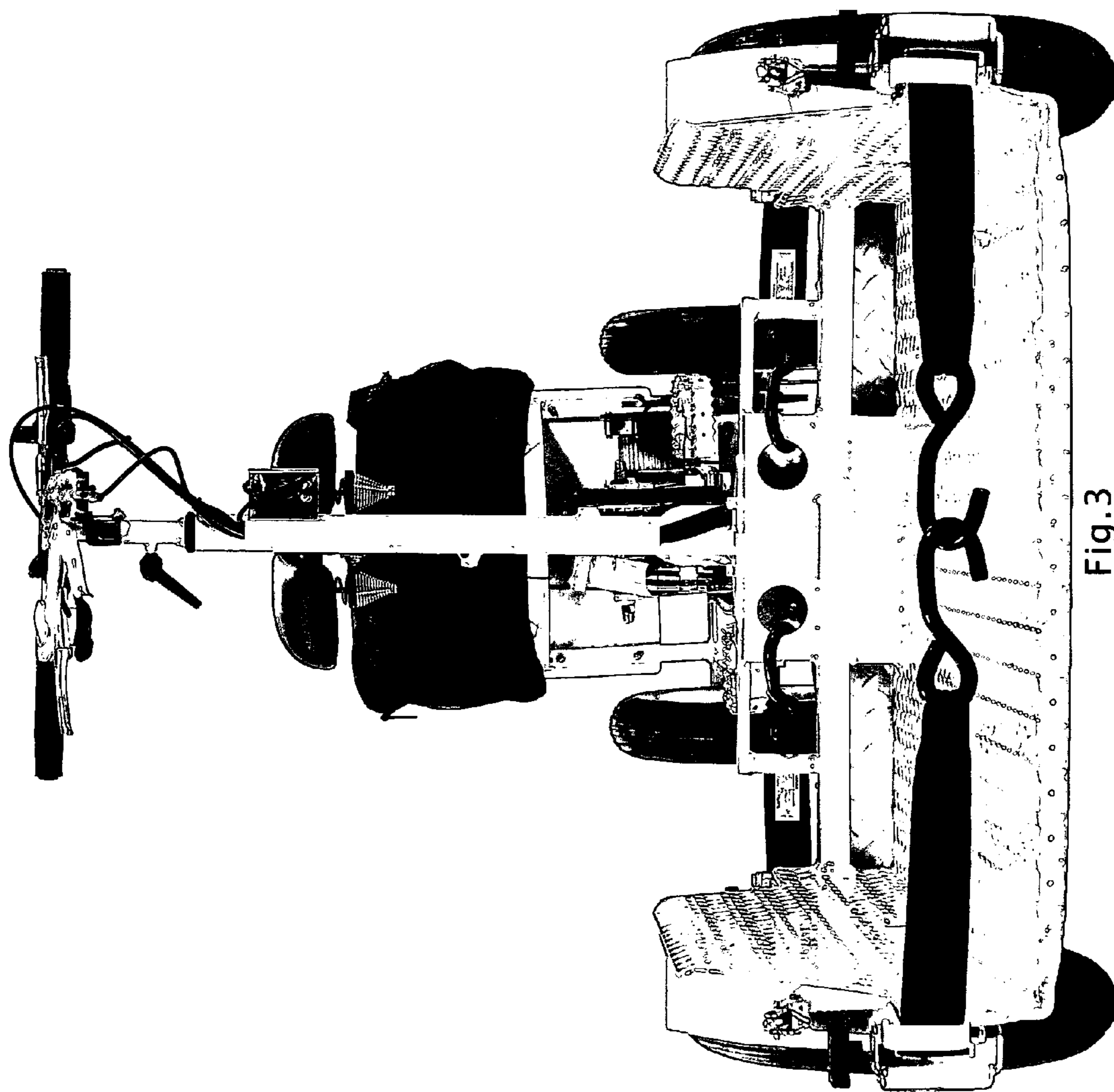


Fig.3




Fig.4

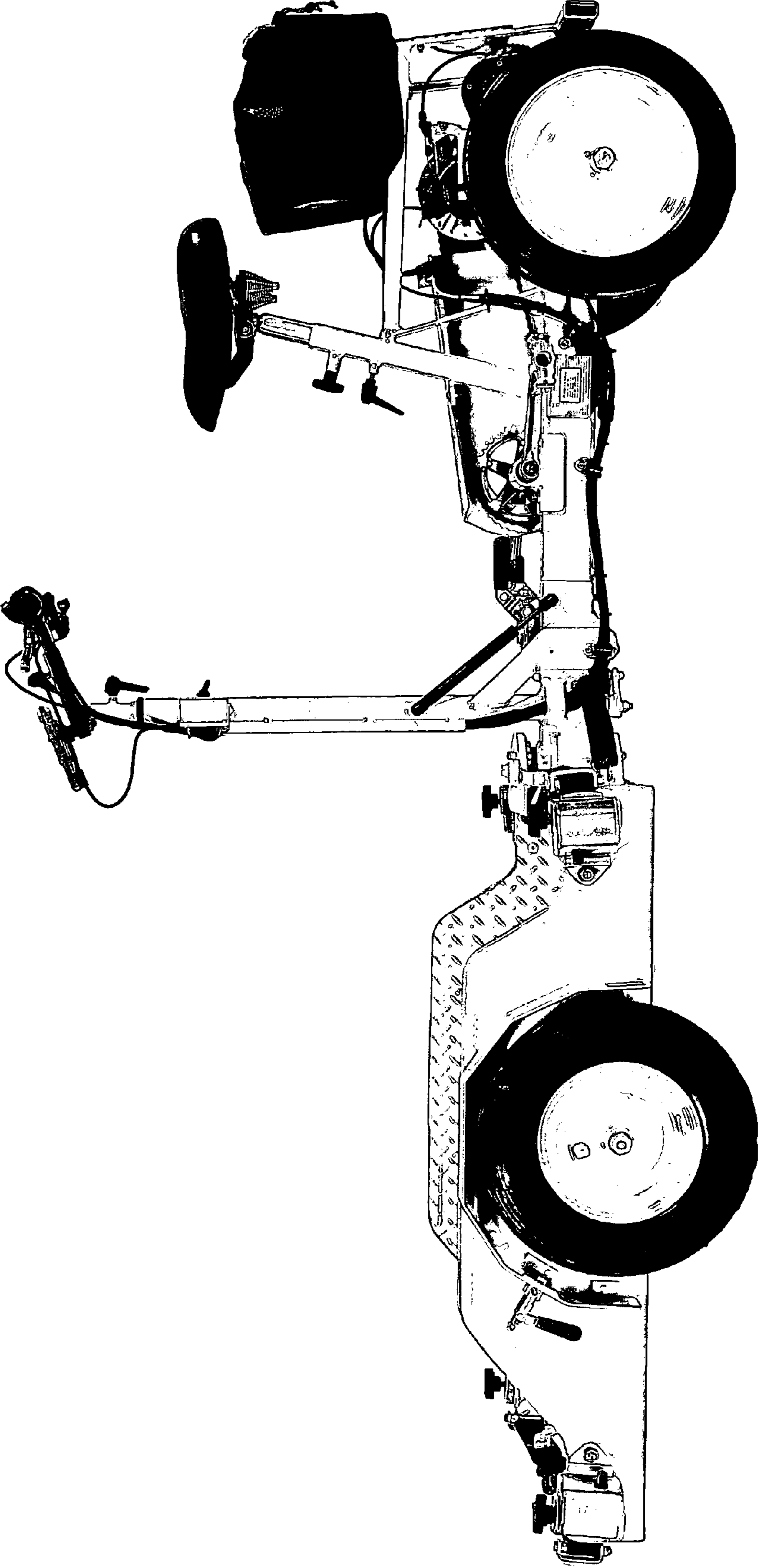


Fig.5

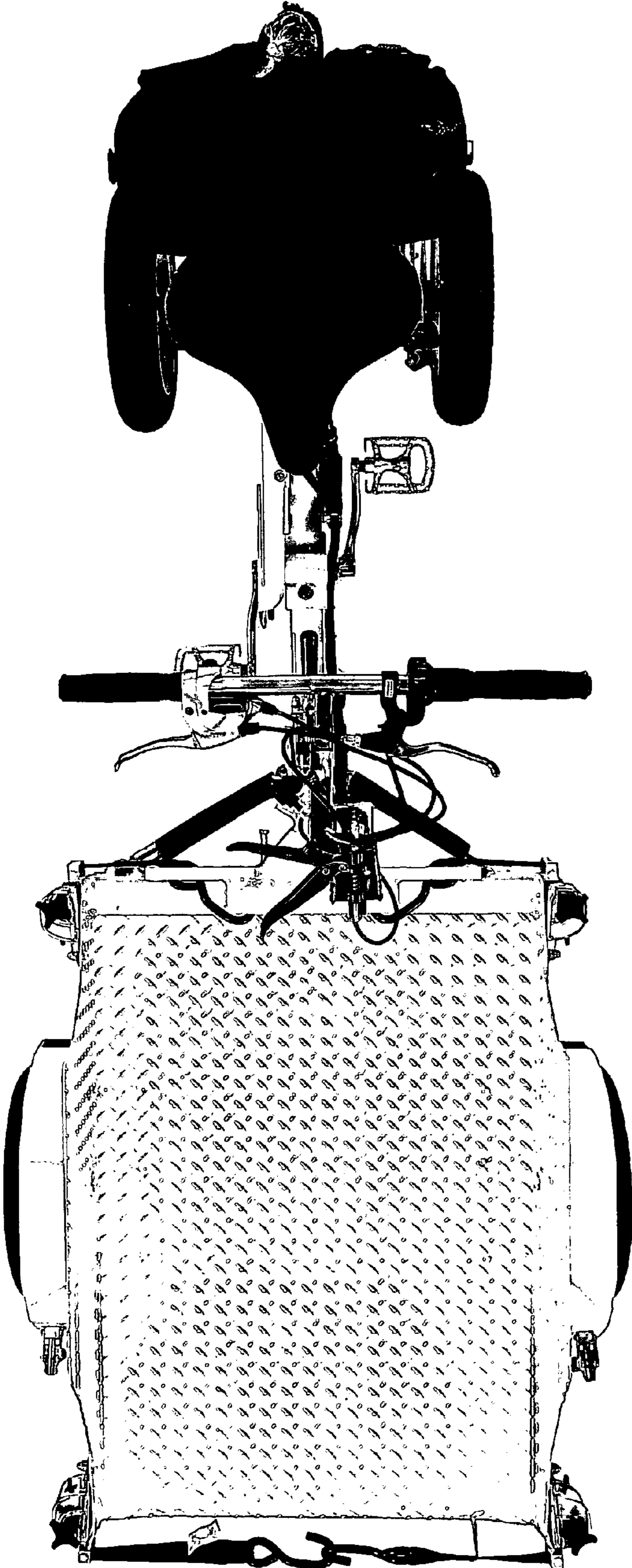


Fig. 6

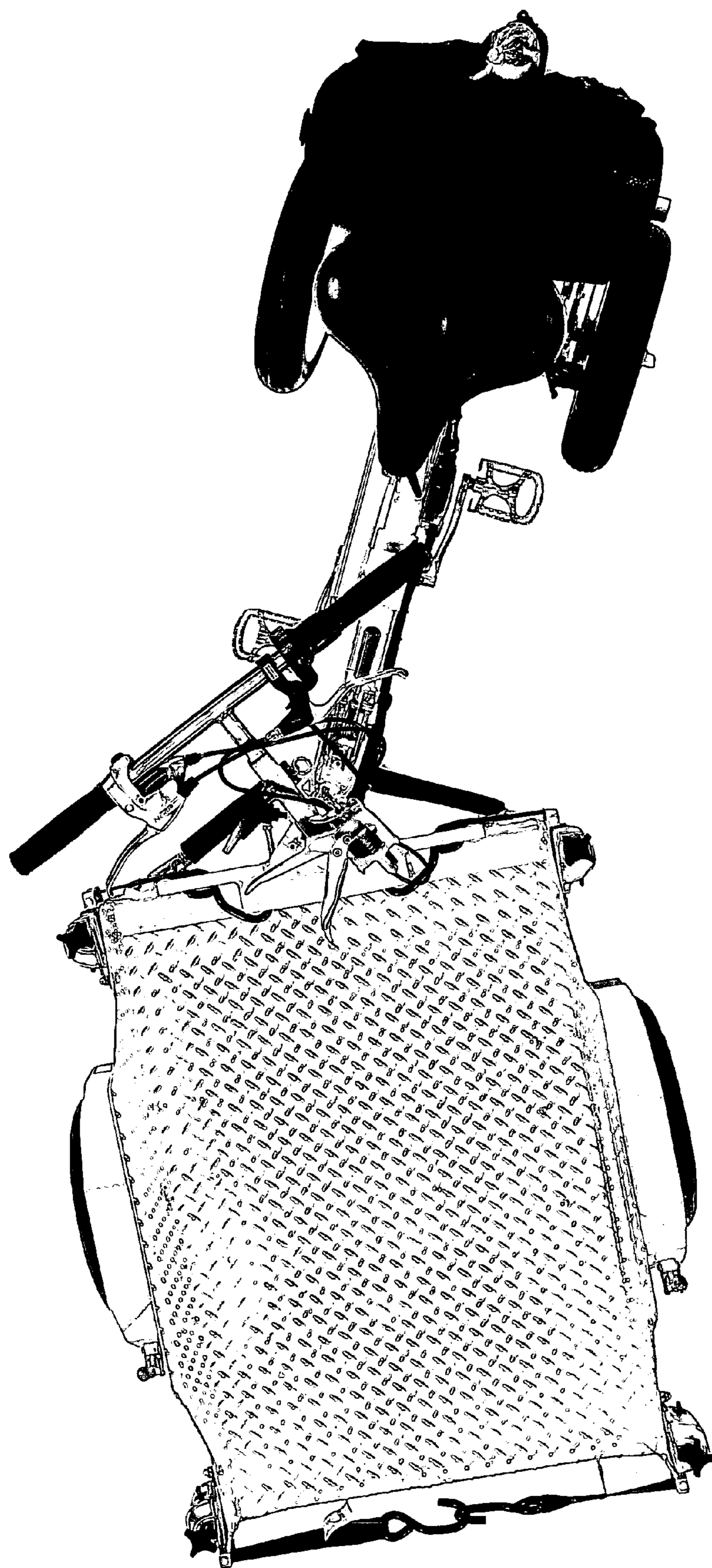


Fig.7

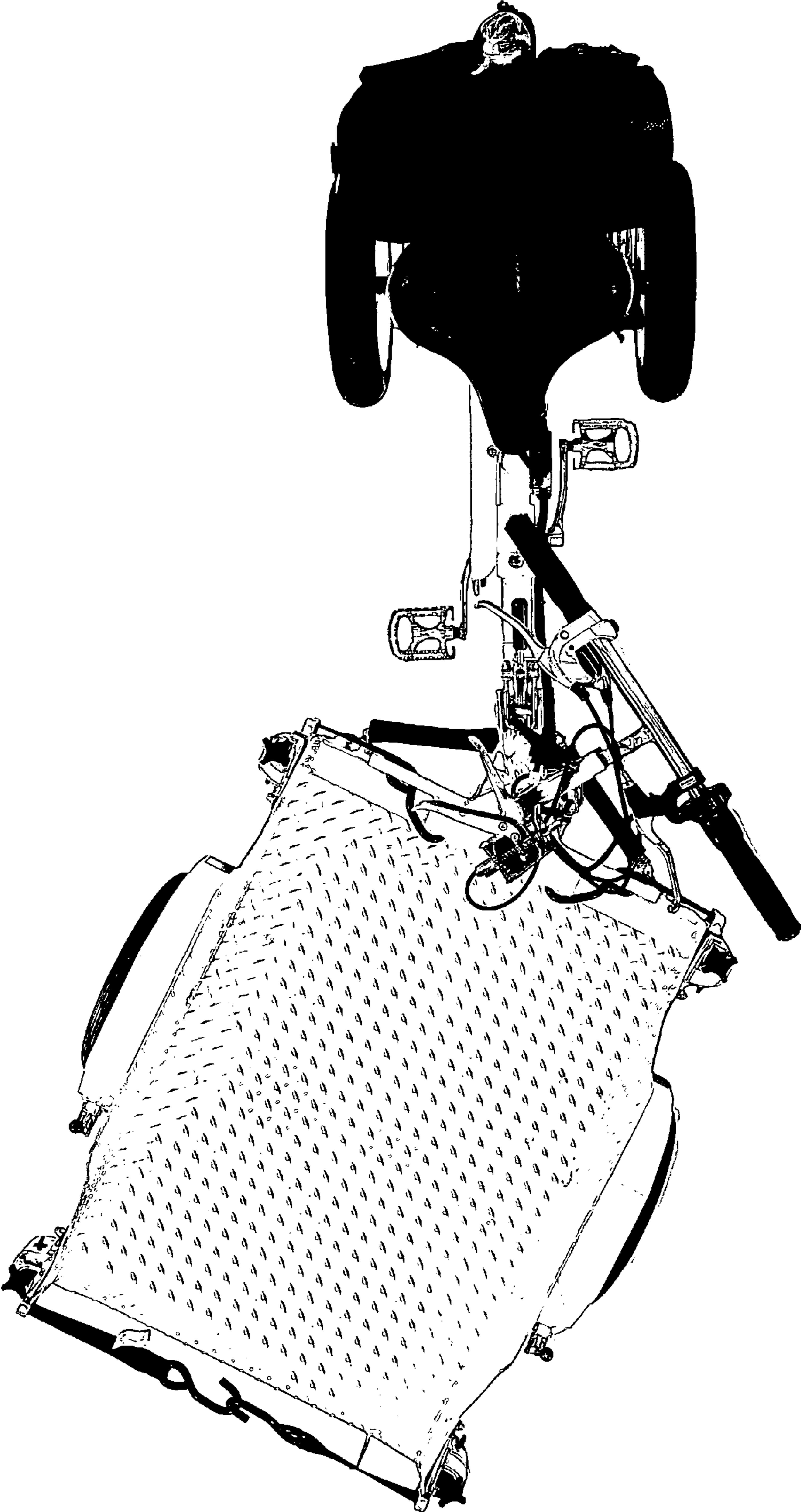


Fig. 8

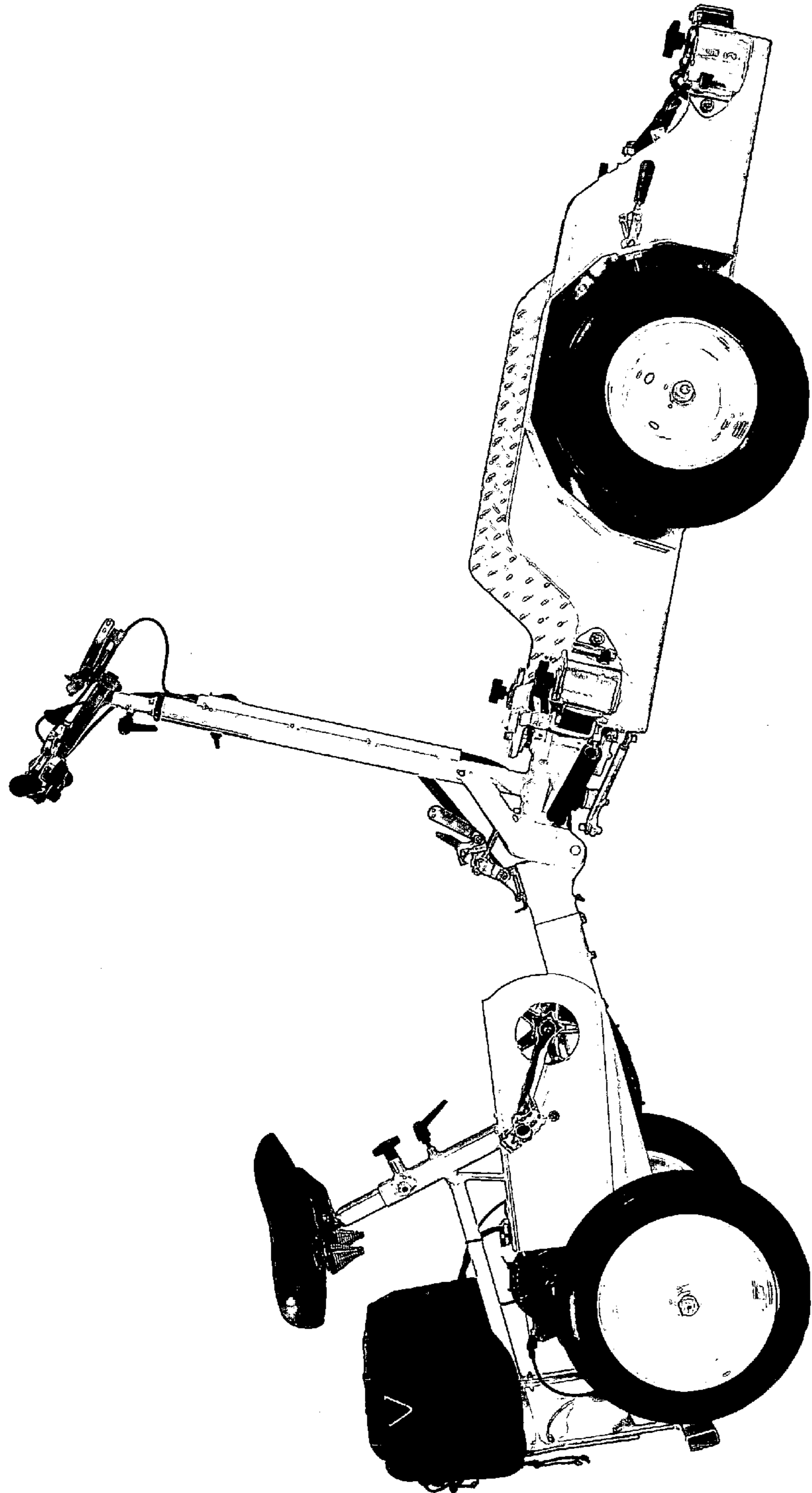


Fig.9