



US00D639710S

(12) **United States Design Patent**
Kim

(10) **Patent No.:** **US D639,710 S**
(45) **Date of Patent:** **** Jun. 14, 2011**

(54) **WHOLE BODY OF CAR**

(75) Inventor: **Seung-woo Kim**, Seoul (KR)

(73) Assignee: **GM Global Technology Operations, Inc.**, Detroit, MI (US)

(**) Term: **14 Years**

(21) Appl. No.: **29/334,780**

(22) Filed: **Apr. 1, 2009**

(30) **Foreign Application Priority Data**

Oct. 6, 2008 (KR) 30-2008-0042972

(51) **LOC (9) Cl.** **12-08**

(52) **U.S. Cl.** **D12/91**

(58) **Field of Classification Search** D12/86,
D12/90-92; D21/424, 433, 434; 296/181.1,
296/181.5

See application file for complete search history.

(56) **References Cited**

U.S. PATENT DOCUMENTS

| | | | |
|--------------|--------|----------------------|--------|
| D592,105 S * | 5/2009 | Dean et al. | D12/92 |
| D608,690 S * | 1/2010 | Folden et al. | D12/91 |
| D608,691 S * | 1/2010 | Zak et al. | D12/91 |
| D610,040 S * | 2/2010 | Thompson et al. | D12/91 |

* cited by examiner

Primary Examiner — Melody N Brown

(74) *Attorney, Agent, or Firm* — Gerald T. Bodner

(57) **CLAIM**

The ornamental design of a whole body of car, as shown and described.

DESCRIPTION

FIG. 1 is a perspective view of a whole body of car showing my new design;

FIG. 2 is a front elevational view thereof;


FIG. 3 is a rear elevational view thereof;

FIG. 4 is a left elevational view thereof;

FIG. 5 is a right elevational view thereof; and,

FIG. 6 is a top plan view thereof.

1 Claim, 6 Drawing Sheets



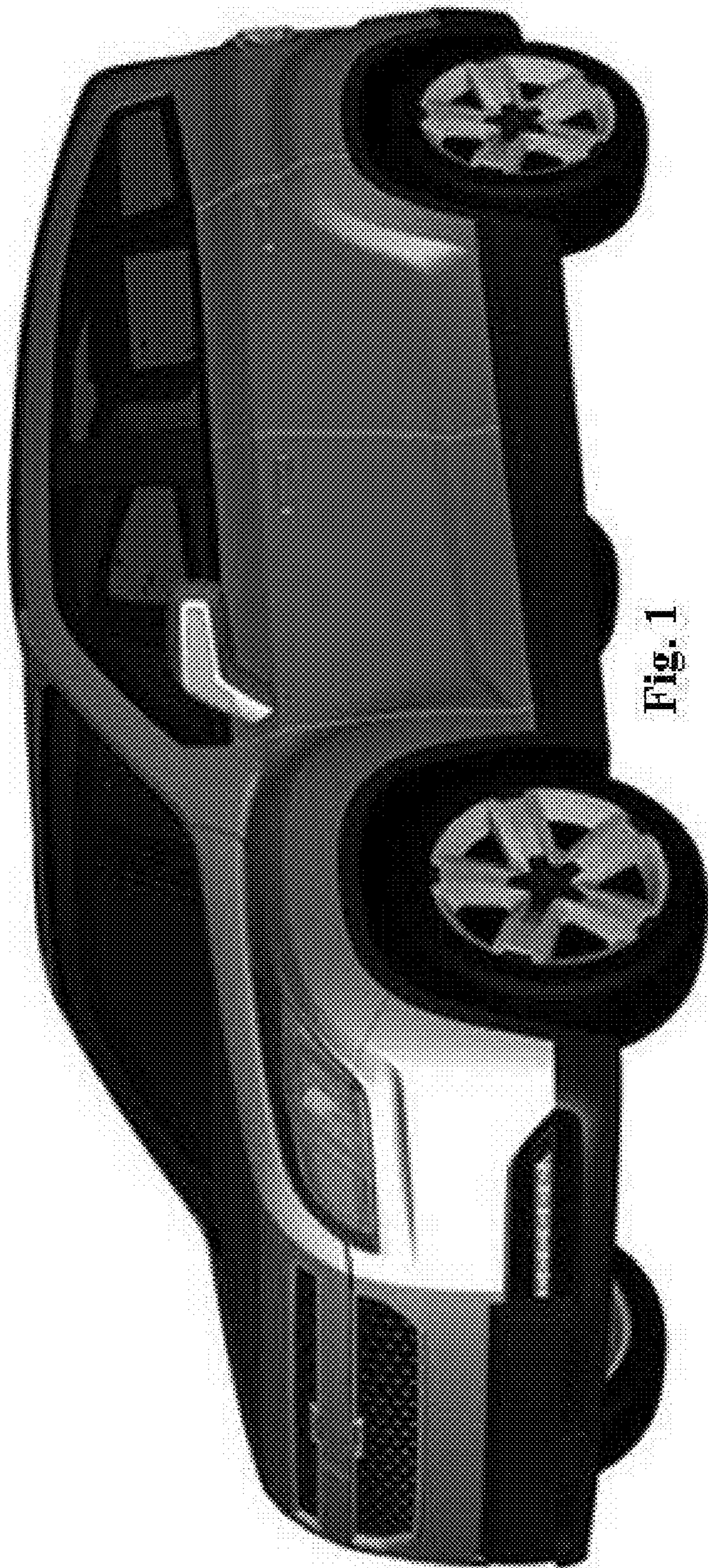


Fig. 1



Fig. 2



Fig. 3




Fig. 4




Fig. 5

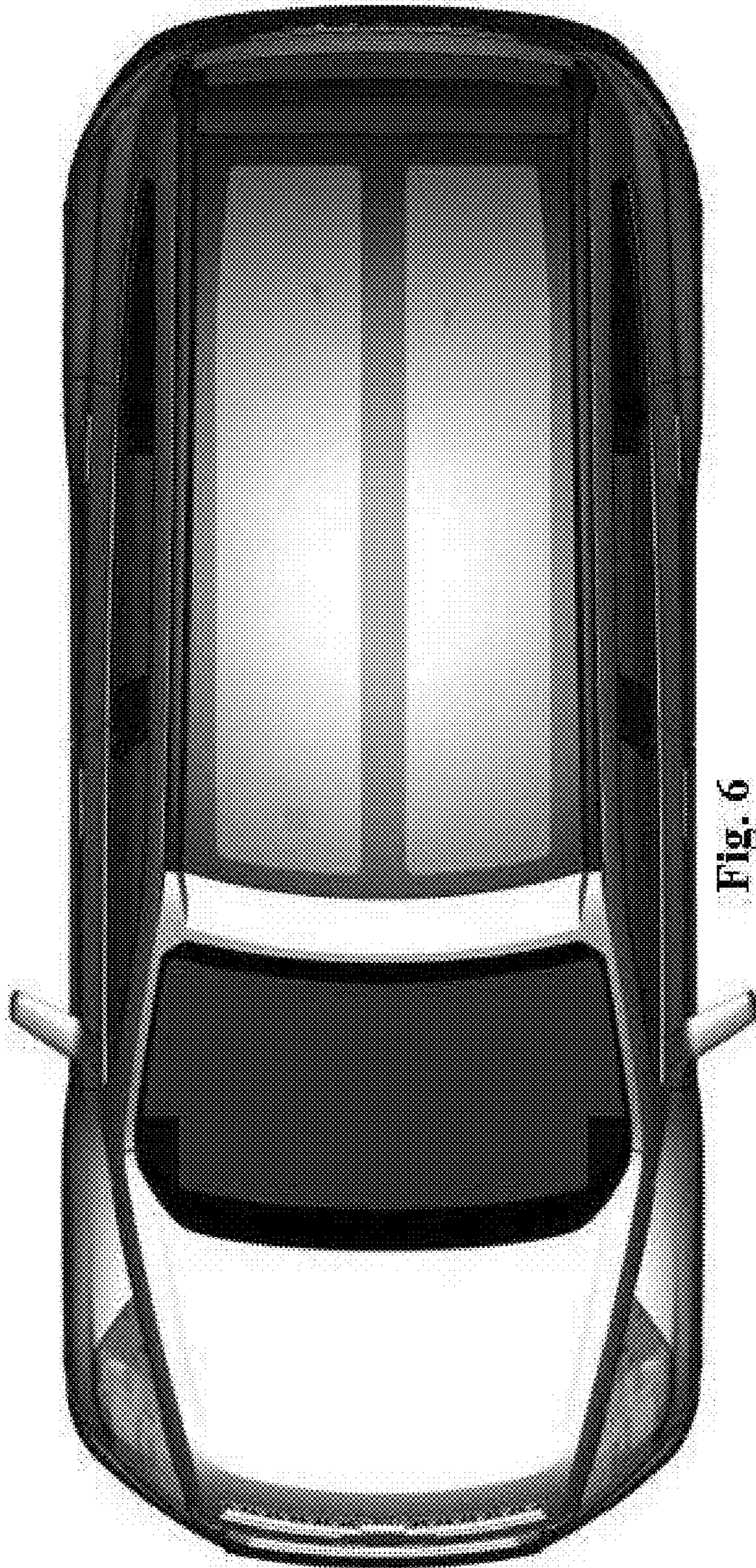


Fig. 6