



US00D639701S

(12) **United States Design Patent**
Ditty

(10) **Patent No.:** **US D639,701 S**
(45) **Date of Patent:** **** Jun. 14, 2011**

(54) **CROSS WITH INTERNAL LIGHTS AND APERTURES**

(76) Inventor: **Tanya Ditty**, Marietta, GA (US)

(**) Term: **14 Years**

(21) Appl. No.: **29/376,450**

(22) Filed: **Oct. 7, 2010**

(51) **LOC (9) Cl.** **11-01**

(52) **U.S. Cl.** **D11/96**

(58) **Field of Classification Search** D11/96,
D11/97, 98, 99, 116, 30, 44, 48, 81, 125,
D11/133, 149, 157, 172, 211, 217, 219, 223,
D11/238, 79, 86, 117, 121, 122, 131; 63/1.11,
63/1.12, 1.13, 1.14, 1.16, 1.18, 13, 14.1,
63/35, 39; D19/34; D99/25, 27, 36; D10/109;
D14/480.2; 428/3, 27; 362/121, 362, 307,
362/566, 183, 191; D26/25, 51, 94
See application file for complete search history.

(56) **References Cited**

U.S. PATENT DOCUMENTS

600,313	A *	3/1898	Hayes	428/27
D65,118	S *	7/1924	Borden et al.	D99/27
1,524,835	A *	2/1925	Walker et al.	362/121
2,036,616	A *	4/1936	Asch	362/121
2,114,194	A *	4/1938	Sadacca	362/362
2,493,991	A *	1/1950	Morrison	362/566
4,453,201	A *	6/1984	Prouty	362/307
D293,028	S *	12/1987	Yother et al.	D99/36
D317,054	S *	5/1991	Olmstead	D11/131
D334,725	S *	4/1993	White	D11/99
D338,081	S *	8/1993	Klaffer	D99/27
5,255,170	A *	10/1993	Plamp et al.	362/183
D370,282	S	5/1996	Grether	
5,564,816	A *	10/1996	Arcadia et al.	362/191
D398,408	S	9/1998	Lin	
D410,401	S *	6/1999	Fowler	D10/109
6,082,880	A *	7/2000	Nerlino et al.	362/121
D429,351	S *	8/2000	Grether	D26/25
D456,556	S *	4/2002	Pahl et al.	D26/94
D508,580	S	8/2005	Norris et al.	
D518,754	S *	4/2006	Dias	D11/96

D525,163	S *	7/2006	Balch	D11/86
D540,817	S *	4/2007	Milstein	D14/480.2
D564,682	S	3/2008	Voss	
D583,704	S *	12/2008	Shivers	D11/117
D588,901	S *	3/2009	Curtis-Bey	D8/351
D601,921	S	10/2009	Caruso	
D616,495	S *	5/2010	Lane	D19/34
D618,135	S *	6/2010	Horst	D11/157

* cited by examiner

Primary Examiner — T. Chase Nelson

Assistant Examiner — Mark Cavanna

(74) *Attorney, Agent, or Firm* — Crose Law LLC; Bradley D. Crose

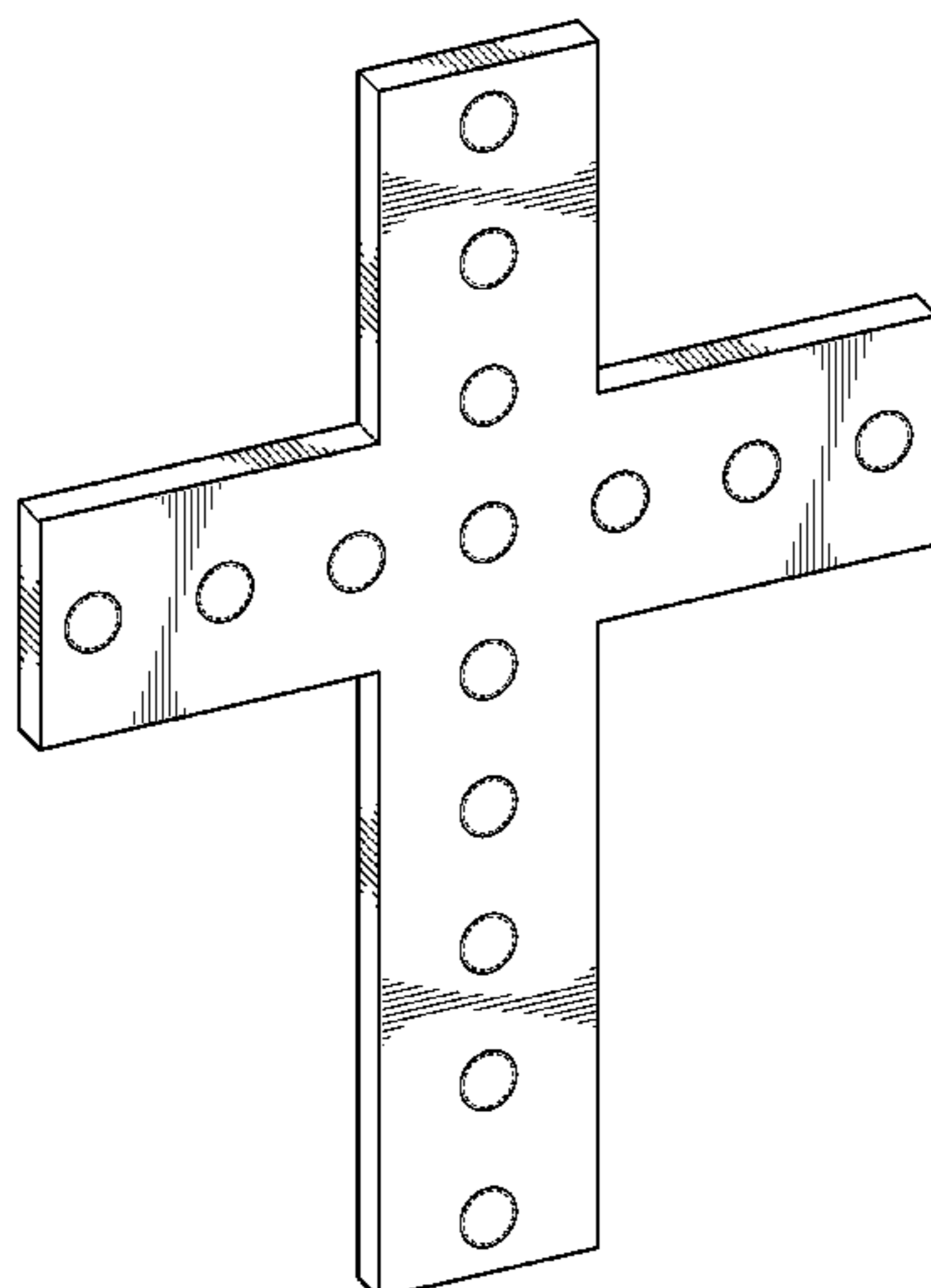
(57) **CLAIM**

The ornamental design for a cross with internal lights and apertures, as shown and described.

DESCRIPTION

FIG. 1 is a front perspective view of a cross with internal lights and apertures, showing my new design;
 FIG. 2 is a front elevational view thereof;
 FIG. 3 is a rear elevational view thereof;
 FIG. 4 is a top planar view thereof;
 FIG. 5 is a bottom planar view thereof;
 FIG. 6 is a left side elevational view thereof;
 FIG. 7 is a right side elevational view thereof;
 FIG. 8 is a front elevational view of a cross with internal lights and apertures shown in use hung in a broken line window;
 FIG. 9 is a front elevational view of a cross with internal lights and apertures, shown in use on a broken line base; and,
 FIG. 10 is a front elevational view of a cross with cross with internal lights and apertures, shown in use on a broken line stake and with an AC electrical cord.
 The broken lines and areas within the broken lines within the circular apertures are included for the purpose of illustrating portions of the cross with internal lights and apertures that form no part of the claimed design. The broken lines showing environment in FIGS. 8-10 forms no part of the claimed design.

1 Claim, 8 Drawing Sheets



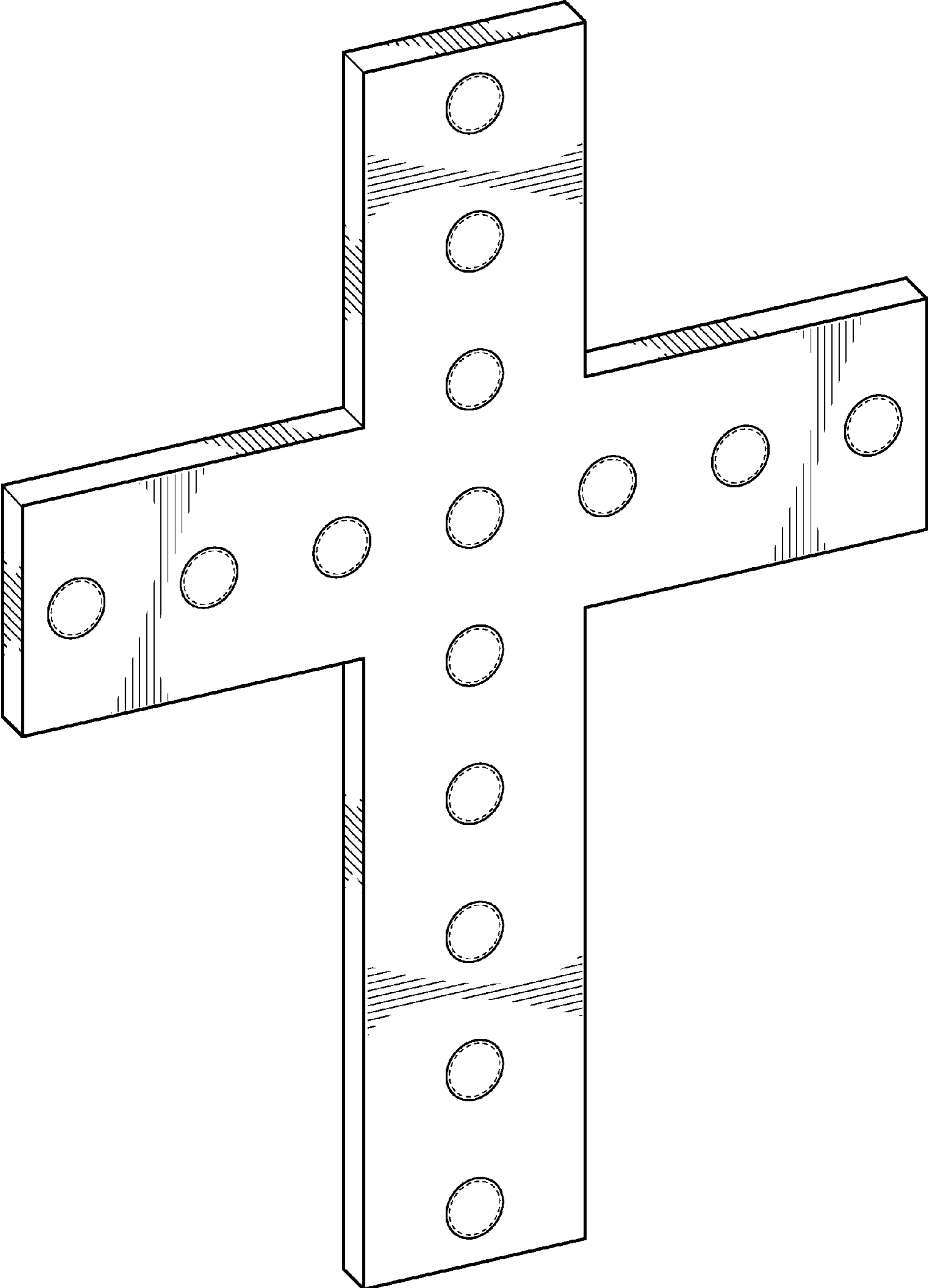


FIG. 1

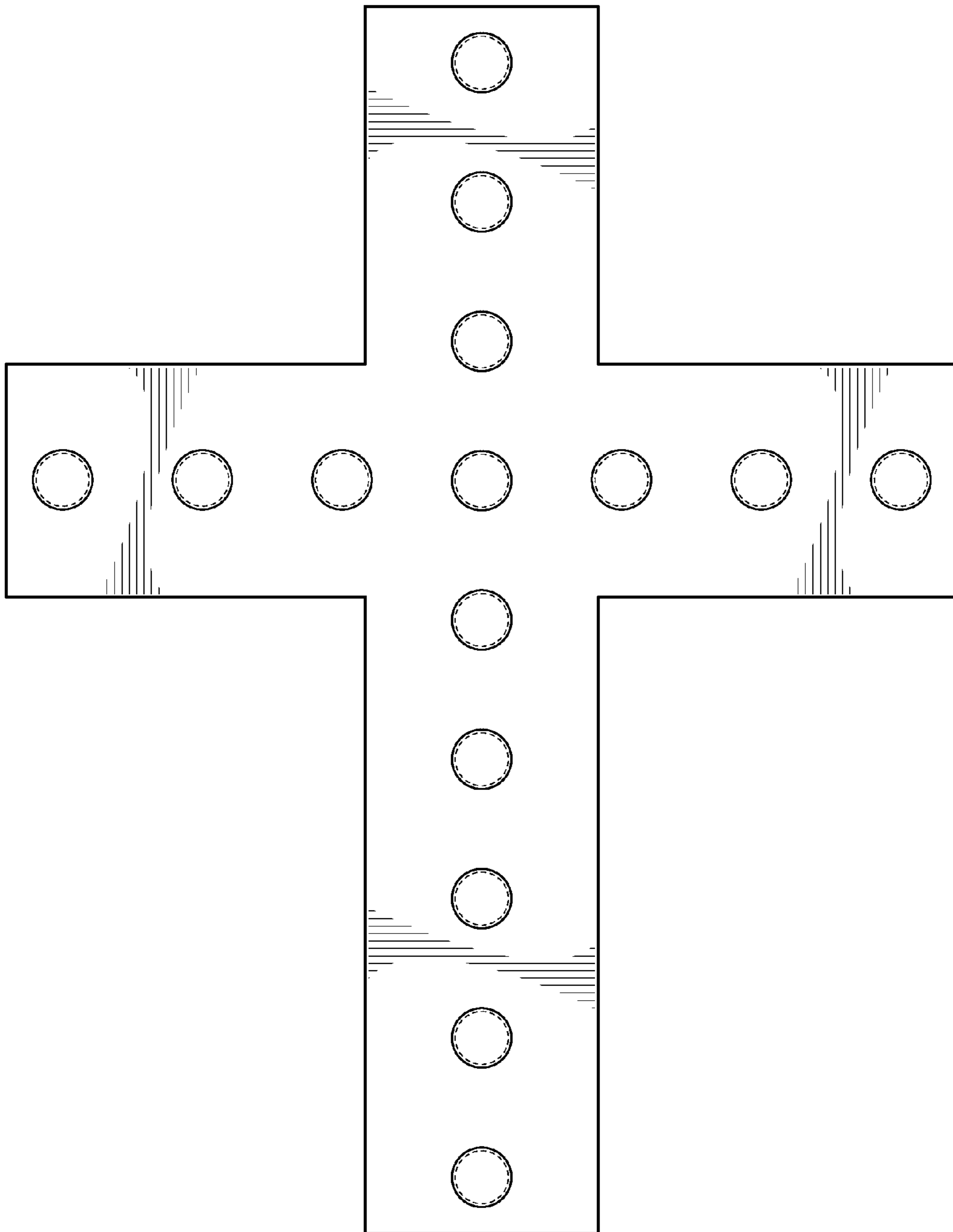


FIG. 2

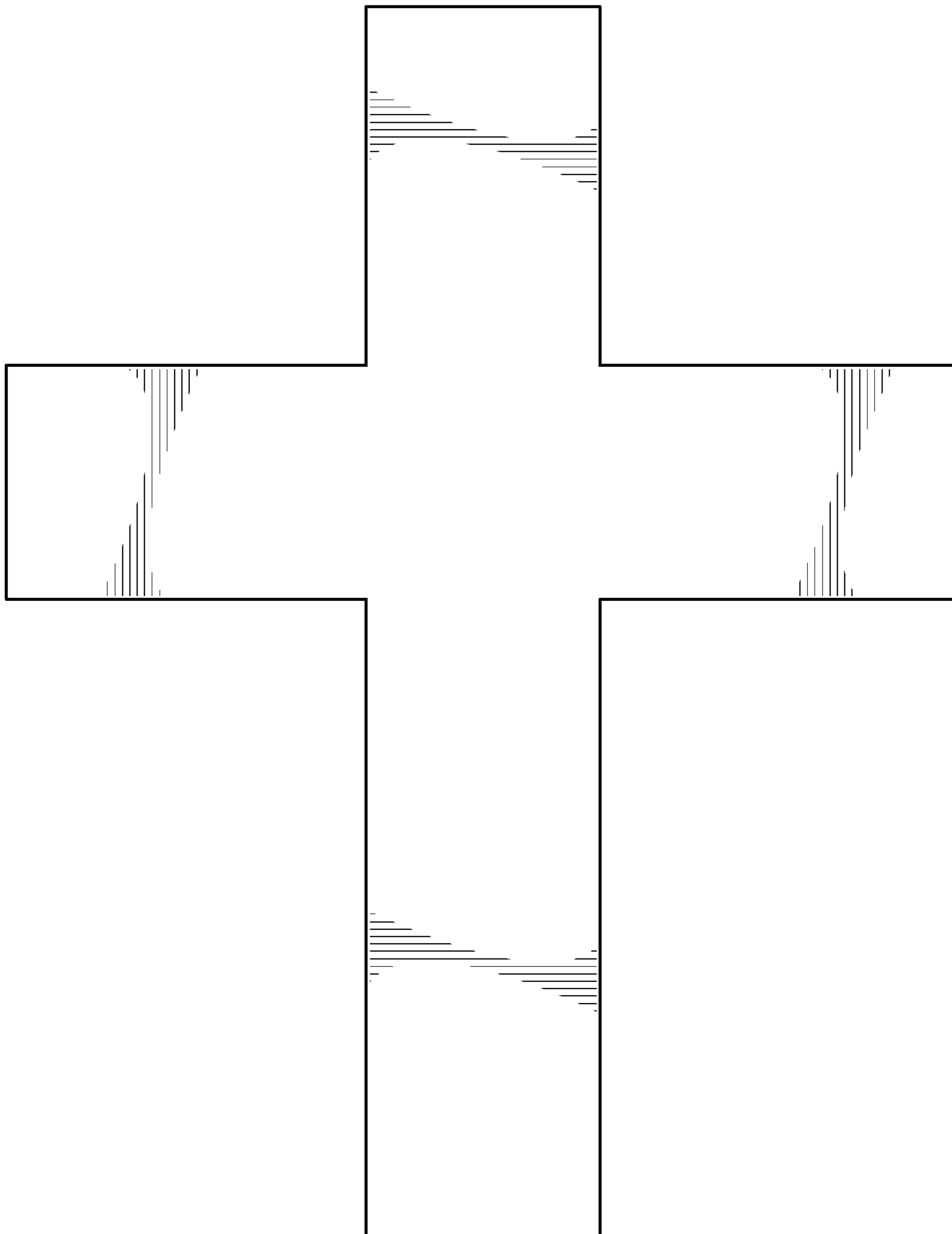


FIG. 3



FIG. 4



FIG. 5



FIG. 6



FIG. 7




FIG. 8

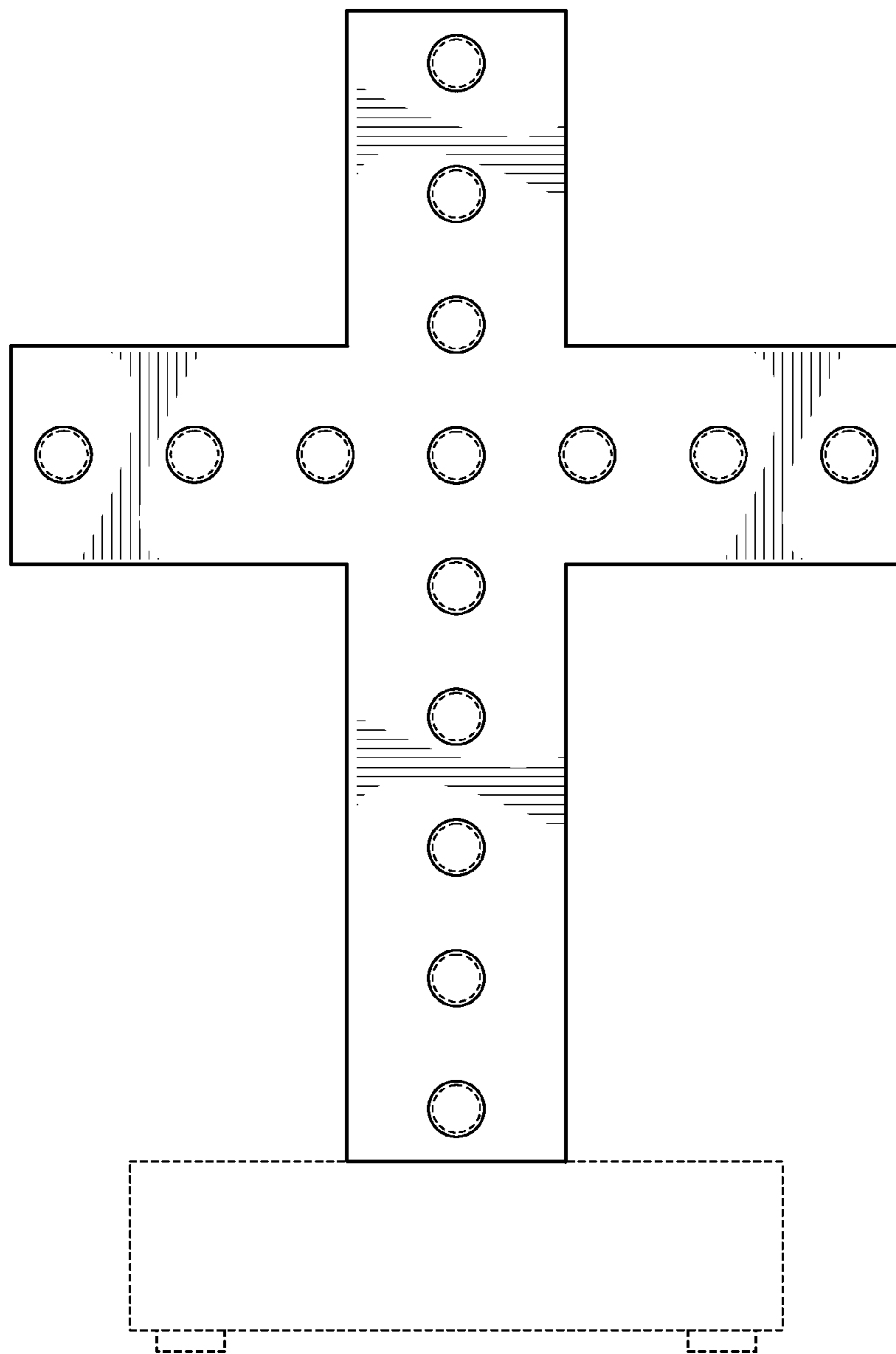


FIG. 9

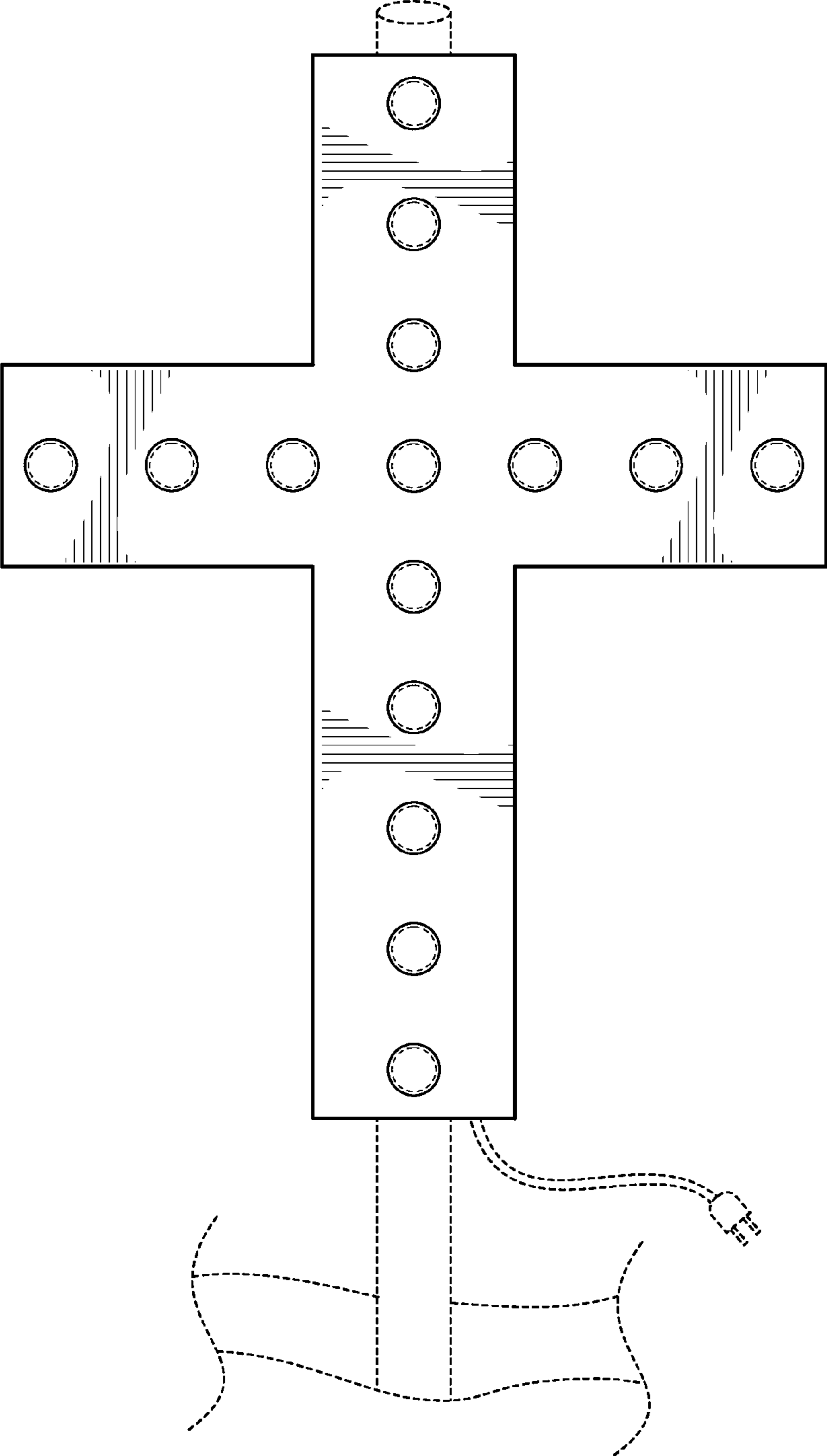


FIG. 10