



US00D639696S

(12) **United States Design Patent**
Smith et al.

(10) **Patent No.:** **US D639,696 S**
(45) **Date of Patent:** **** Jun. 14, 2011**

(54) **PENDANT STORAGE APPARATUS**

(75) Inventors: **Eugene Charles Smith**, Hermosa Beach, CA (US); **Jeffrey James Flynn**, Hermosa Beach, CA (US)

(73) Assignee: **Dream Capsule, LLC**, Stillwater, MN (US)

(**) Term: **14 Years**

(21) Appl. No.: **29/333,446**

(22) Filed: **Mar. 10, 2009**

(51) **LOC (9) Cl.** **11-02**

(52) **U.S. Cl.** **D11/79; D11/1**

(58) **Field of Classification Search** D11/1, D11/2, 40, 41, 42, 79-86, 95, 96, 97, 98, D11/99, 103, 110, 116; 63/12, 13, 14.1, 63/3, 18; D3/207, 208, 203.1, 203.2, 203.4, D3/203.5; D24/104, 214; 220/4.21, 4.24, 220/4.25; D9/424, 426, 428, 695, 711, 500, D9/414

See application file for complete search history.

(56) **References Cited**

U.S. PATENT DOCUMENTS

3,258,115 A * 6/1966 Kath 206/530
D258,874 S * 4/1981 Hocq D11/79
D272,945 S * 3/1984 Suhel et al. D24/214

D284,411 S * 6/1986 Taylor, Jr. D24/104
4,744,461 A * 5/1988 Lapham 206/5
D305,006 S * 12/1989 Nunes D11/81
D349,238 S * 8/1994 Haber D3/203.2
5,769,267 A * 6/1998 Duynslager et al. 220/691
D468,659 S * 1/2003 Rauber D11/81
D514,012 S * 1/2006 Phlippeau et al. D11/79
D516,454 S * 3/2006 Gimpel D11/79
D570,724 S * 6/2008 Kittelsen D11/80
D586,253 S * 2/2009 Forster, Jr. D11/80
D592,313 S * 5/2009 Levine D24/214
7,577,476 B2 * 8/2009 Hochman et al. 600/546
D601,399 S * 10/2009 Chen D8/83

* cited by examiner

Primary Examiner — Cathron C Brooks

Assistant Examiner — Melanie Levy

(74) *Attorney, Agent, or Firm* — Clise, Billion & Cyr, P.A.; Tim Clise

(57) **CLAIM**

The ornamental design for a pendant storage apparatus, as shown and described.

DESCRIPTION

FIG. 1 is a perspective view of a pendant storage apparatus according to our new design;


FIG. 2 is a front elevational view thereof;

FIG. 3 is a side elevational view thereof;

FIG. 4 is a top plan view thereof; and,

FIG. 5 is a bottom plan view thereof.

1 Claim, 1 Drawing Sheet



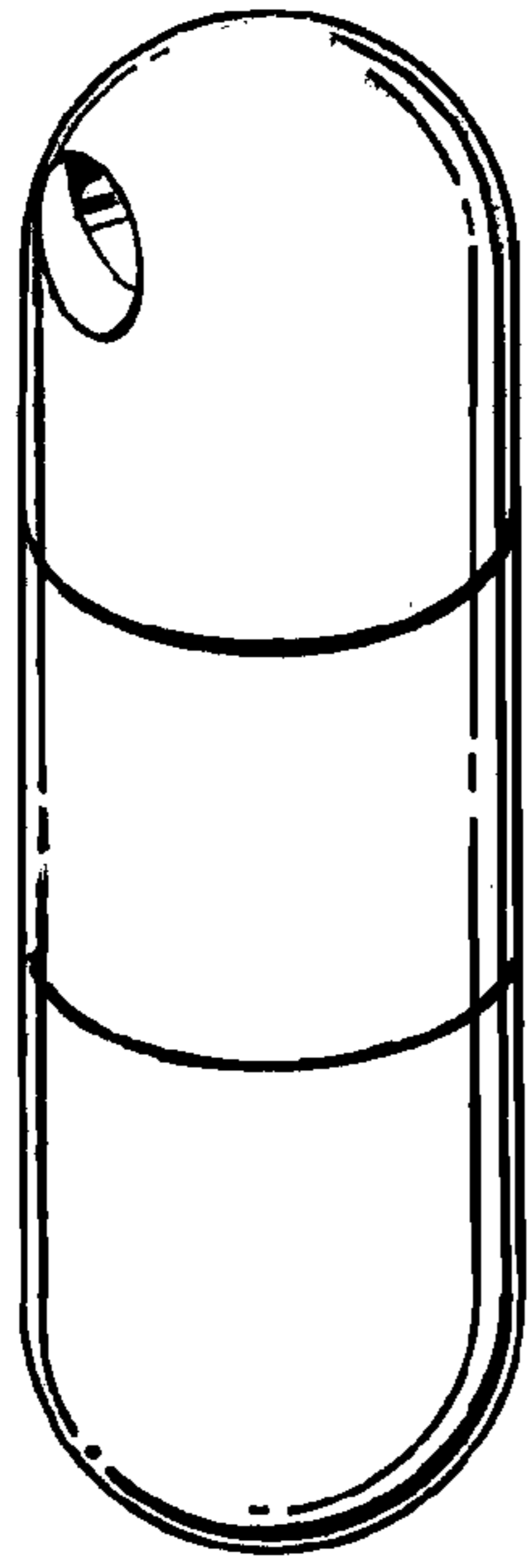


Fig. 1

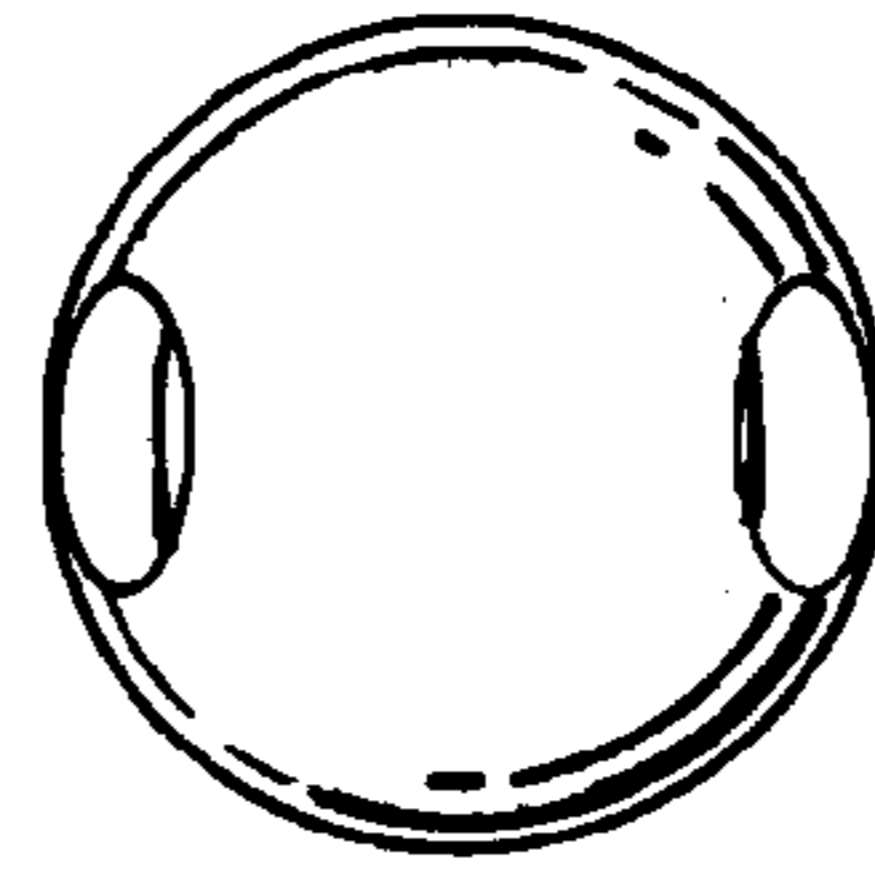


Fig. 4

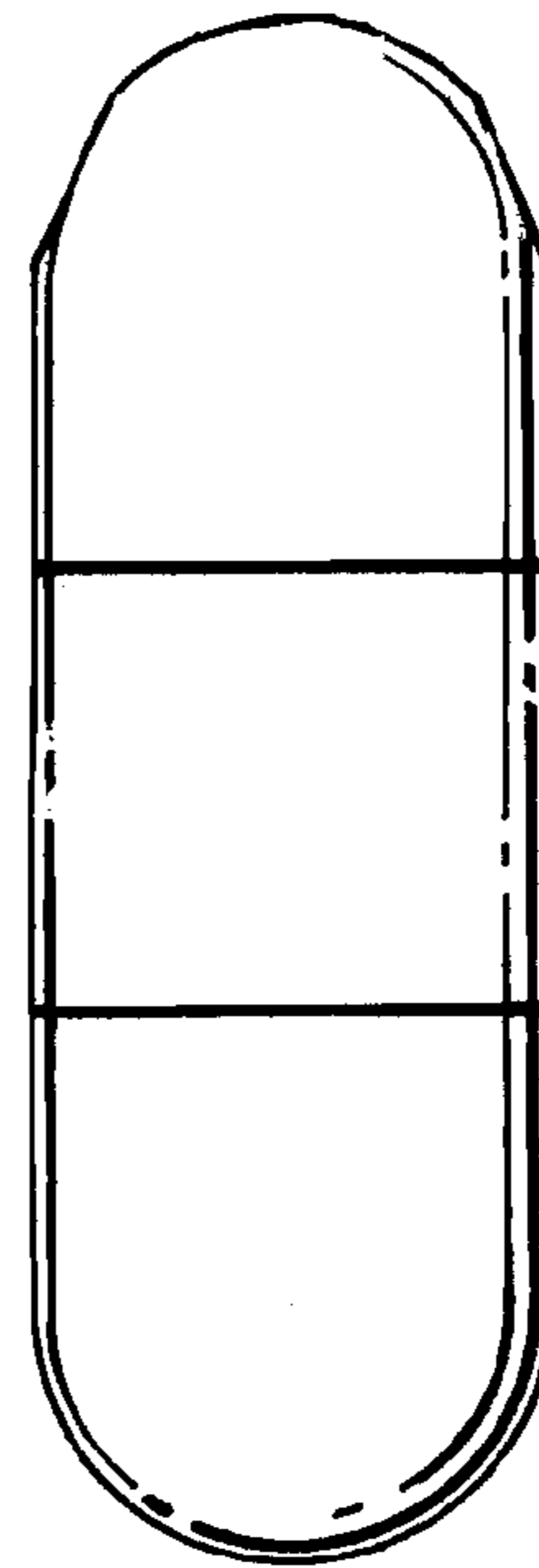


Fig. 3

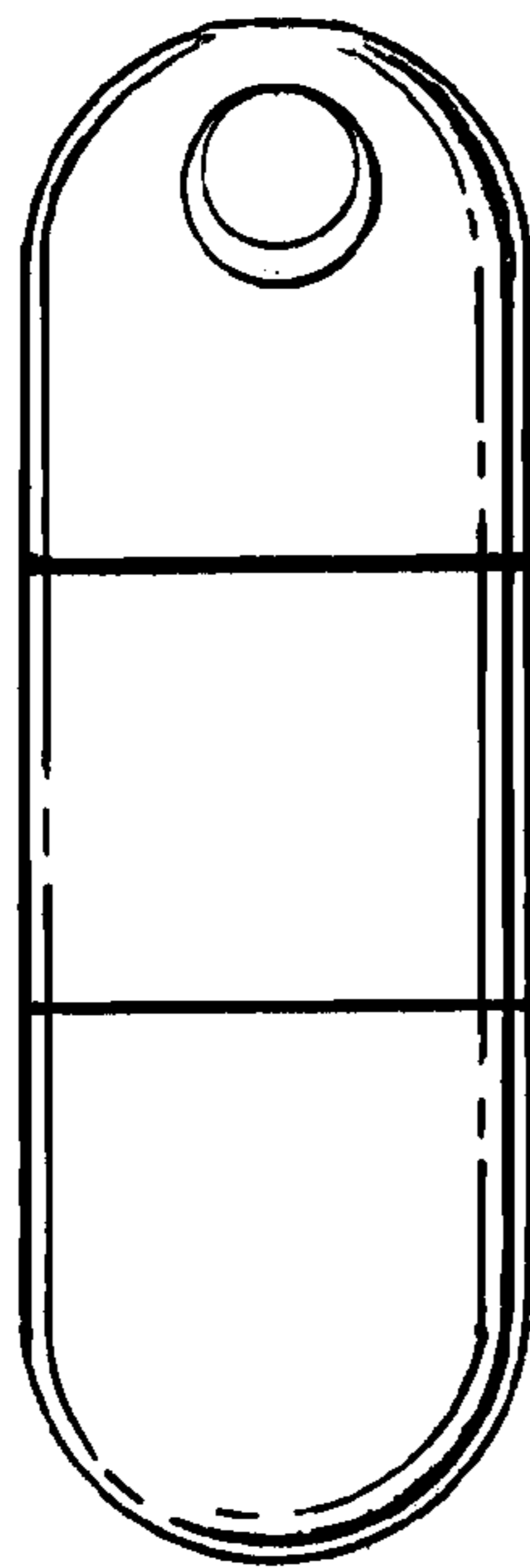


Fig. 2

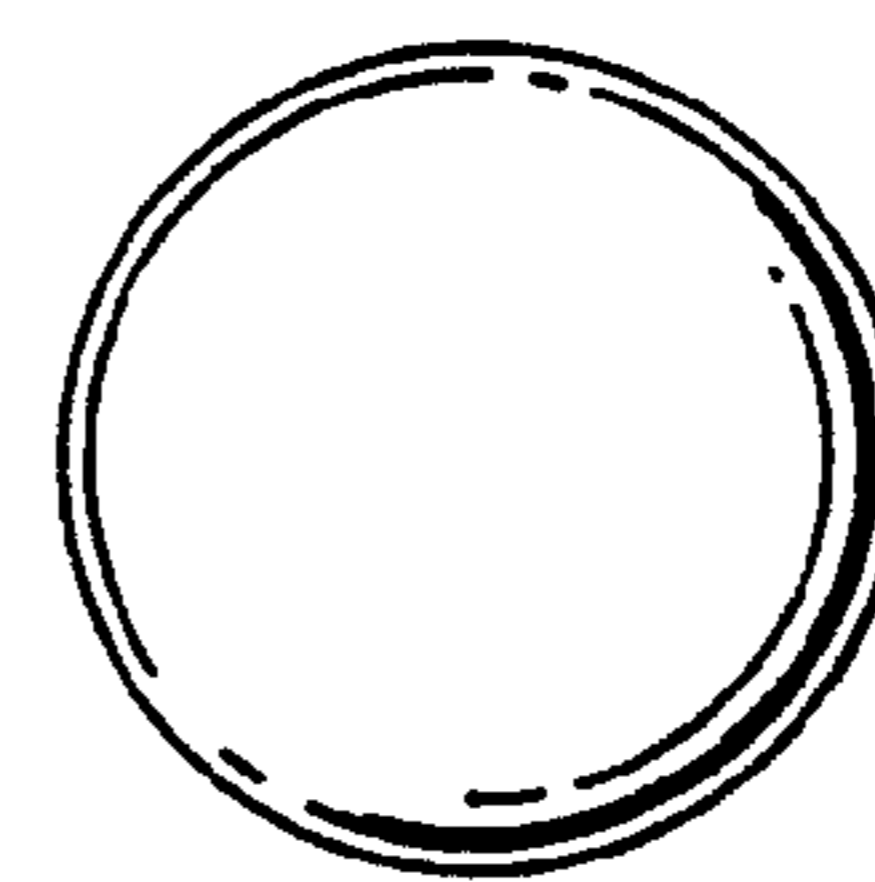


Fig. 5