



US00D639670S

(12) **United States Design Patent**
Gonzalez Rodriguez

(10) **Patent No.:** **US D639,670 S**
(45) **Date of Patent:** **** Jun. 14, 2011**

(54) **BOTTLE**

(75) Inventor: **Luis Gonzalez Rodriguez**, Naucalpan (MX)

(73) Assignee: **Grupo Pavisa, S.A. DE C.V.**, Naucalpan (MX)

(**) Term: **14 Years**

(21) Appl. No.: **29/370,234**

(22) Filed: **Jun. 18, 2010**

(51) **LOC (9) Cl.** **09-01**

(52) **U.S. Cl.** **D9/559; D9/574**

(58) **Field of Classification Search** D9/434,
D9/516, 520, 544, 546, 559, 564, 566, 569,
D9/574; 215/370, 371, 379, 381-385; 220/600,
220/602, 604, 608, 660, 662, 665, 669
See application file for complete search history.

(56) **References Cited**

U.S. PATENT DOCUMENTS

D19,911 S *	6/1890	Heinz	D9/559
D22,312 S *	3/1893	Heinz	D9/559
D39,117 S *	2/1908	De Beukelaer	D9/546
D48,954 S *	4/1916	Upham	D9/545
D49,881 S *	11/1916	Dunnock	D9/545
D54,219 S *	11/1919	McCoy	D9/546
D57,147 S *	2/1921	Ohkr	D9/546
1,494,673 A *	5/1924	Dunnock	215/318
D69,091 S *	12/1925	Noe	D9/559
D114,557 S *	5/1939	Nitardy	D9/559
D181,716 S *	12/1957	Du Pree	D9/529
3,923,178 A *	12/1975	Welker, III	215/381

4,749,092 A *	6/1988	Sugiura et al.	215/381
D306,399 S *	3/1990	Rumney	D9/573
D318,422 S *	7/1991	Rumney	D9/559
D324,496 S *	3/1992	Poandl	D9/559
D331,367 S *	12/1992	Armstrong	D9/553
5,944,208 A *	8/1999	Gale	215/296
D452,442 S *	12/2001	Bowen	D9/503
D464,572 S *	10/2002	Markus	D9/569
D542,136 S *	5/2007	Lilico	D9/520
D574,716 S *	8/2008	Kruparova	D9/542
D580,271 S *	11/2008	Tsai	D9/542
D583,247 S *	12/2008	DeFina	D9/546
D588,458 S *	3/2009	Waldner	D9/517
D605,948 S *	12/2009	Sposato	D9/546

* cited by examiner

Primary Examiner — Stella M Reid

Assistant Examiner — Elizabeth J Oswecki

(74) *Attorney, Agent, or Firm* — DLA Piper LLP (US)

(57) **CLAIM**

The ornamental design for a bottle, as shown and described.

DESCRIPTION

FIG. 1 is a front elevational view of a bottle, showing my new design, the rear elevational view being the mirror image thereof;

FIG. 2 is a right side elevational view thereof, the left side elevational view being a mirror image thereof;

FIG. 3 is a top plan view thereof; and,

FIG. 4 is a bottom plan view thereof and the portion of the bottle shown in broken lines forms no part of the claims and design.

1 Claim, 2 Drawing Sheets



FIG. 1

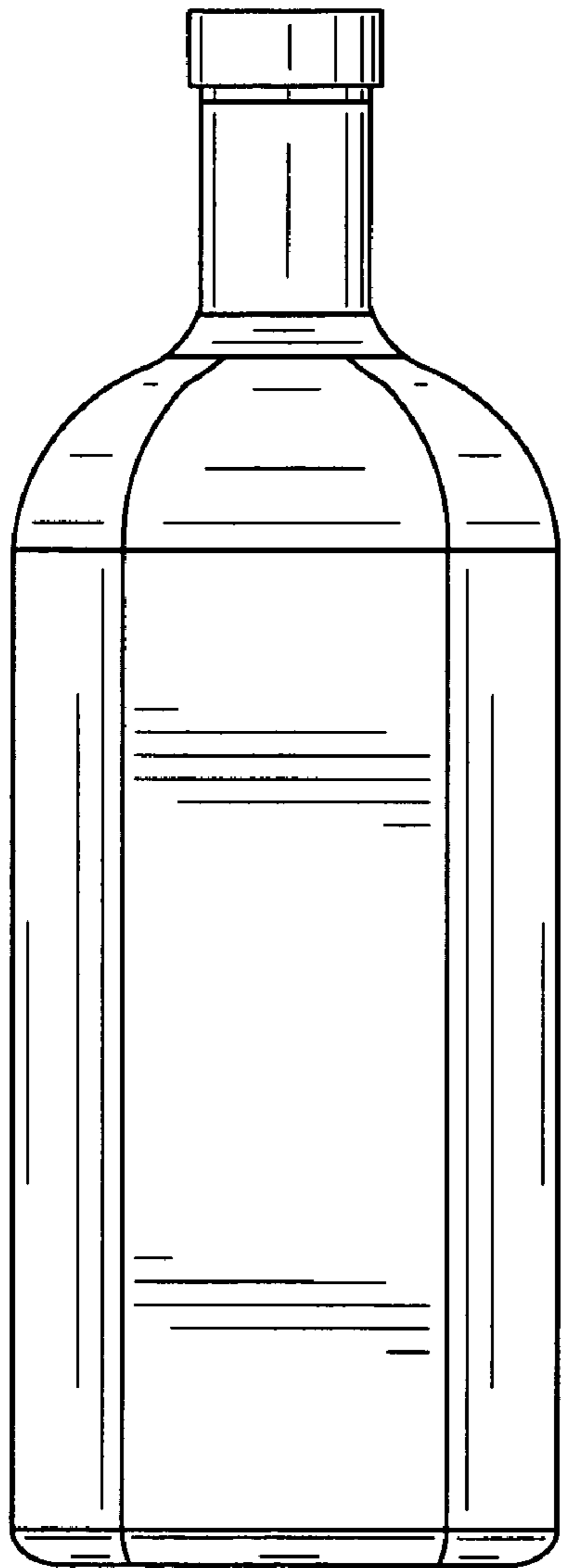


FIG. 2

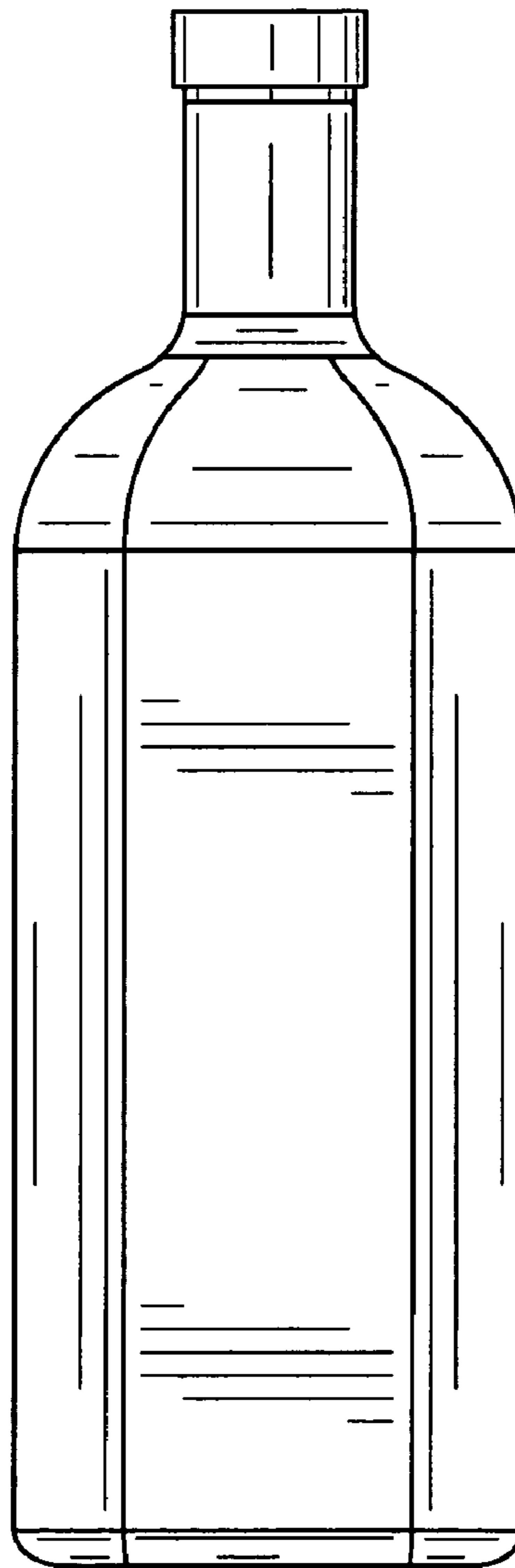


FIG. 3




FIG. 4

